



## Appendix 1 LAA 2008/09 – 2010/11: Priority Indicators and Annual Targets Progress report @ December 2008

### Prosperous and Learning City

**Everyone will have the knowledge and skills needed to play their part in the city's economic growth and achieve individual prosperity**

NIS Ref.	Indicator Title	Lead Partner(s)	Baseline	2008/09 Performance Update				Traffic Light Assessment		
				Latest update	2008/9 target	2009/10 target	2010/11 target	Trend	On Target	Influencing Improvement
163	<b>Working age population qualified to at least level 2 or higher (WNF Indicator)</b>	Learning and Skills Council (LSC) / SCC / City of Sunderland College (CSC)	61% (2006)	<b>68.6%</b> (2007)	+2% (63%)	+3% (66%)	+3% (69%)		yes	<b>Low risk</b>
<b>Commentary:</b> There will be no further up date during 2008/09 68.6% is an annual figure it relates to 2007 there is a 12 month delay in relation to data publication										
161	<b>Learners achieving a level 1 qualification in literacy</b>	LSC / SCC / CSC	954 (2006/07)	Not available	+2% (973)	+2% (992)	+2% (1012)	n/a	n/a	<b>Low risk</b>
162	<b>Learners achieving an entry level 3 qualification in numeracy</b>	LSC / SCC / CSC	109 (2006/07)	Not available	+5% (114)	+5% (120)	+5% (126)	n/a	n/a	<b>Low risk</b>
<b>Commentary:</b> Data follows academic years 07/08 will be available next reporting period										

**Provide all children and young people in the city with the best preparation and foundation for adult life**


NIS Ref.	Indicator Title	Lead Partner(s)	Baseline	2008/09 Performance Update				Traffic Light Assessment		
				Latest update	2008/9 target	2009/10 target	2010/11 target	Trend	On Target	Influencing Improvement
106	<b>Young people from low-income backgrounds progressing to higher education.</b>	SCC / CSC	TBC	Not available	TBC	TBC	TBC	n/a	n/a	<b>High risk</b>
<b>Commentary:</b> Baseline data not available. Provisional baseline to be calculated by matching School Census free school meal data and Higher Education destination data for students with Sunderland home postcode										
117	<b>16-18 year olds not in employment, education or training (WNF Indicator)</b>	SCC / LSC	12.8% (Jan 08)	13% (Dec 08)	10.8% (1167)	9.6% (1039)	8.4% (918)		No	<b>High risk</b>
<b>Commentary:</b> 2008/09 target (10.8%) is based on November to January average; therefore the January 2009 figure will be the most comparable point of the year to calculate progress against target. Remedial Action: The NEET strategy group continues to review activity to tackle this issue and in particular is supporting the ESF (Engagement, Support and Prevention Project) which is focusing on preventive activity pre 16. The group is also awaiting the outcome of a Working Neighbourhood Fund bid which if approved will offer increased opportunities for young people currently NEET. Connexions and the Voluntary Youth Sector are also working together on a "March Blitz" activity to engage those hardest to reach, which will involve contacting young people by letter, telephone or through home visits to encourage them to engage in Education, Employment or Training activities.										

## Improve the emotional health and wellbeing of children

NIS Ref.	Indicator Title	Lead Partner(s)	Baseline	2008/09 Performance Update				Traffic Light assessment		
				Latest update	2008/9 target	2009/10 target	2010/11 target	Trend	On Target	Influencing Improvement
116	<b>Proportion of children in poverty</b>	SCC / JCP	25.1% (12,915)	Not available	24.1% (12,403)	22.9% (11,763)	21.4% (10,995)			High risk
<b>Commentary:</b> Please note these are provisional targets set in June prior to the final definition being released by government. The Sunderland Partnership Board and Council have agreed that these targets should be negotiated and we will seek to do this in the next refresh process										
112	<b>Under 18 conception rate</b>	STPCT	55.1 per 1000 females aged 15 -17 (2006, 13% reduction from 1998 baseline of 63.1%)	59.3 per 1000 females (Sept 2007 6% reduction from 1998 baseline)	38.81 per 1000 females aged 15-17 (2008, 37.9% reduction from 1998 baseline)	34.9 per 1000 females aged 15-17 (2009, 46.4% reduction from 1998 baseline)	33.89 per 1000 females aged 15-17 (2010, 55% reduction from 1998 baseline)	▼	no	High risk
<b>Commentary:</b> The Risk and Resilience Board are actioning the following to ensure a whole systems approach to reducing Teenage Pregnancy: <ul style="list-style-type: none"> <li>• strengthen commissioning and leadership – dedicated young people’s commissioning manager (PCT/LA)</li> <li>• improve intelligence – agreed basket of indicators collected at a locality/ward level and for children in special circumstances</li> <li>• strengthened co-ordination and communication of key messages, campaigns and service information with dedicated officer support</li> <li>• establishment of assistant head of service to strengthen infra-structure within children’s services to promote health improvement</li> <li>• improved co-ordination of services and pathways between tiers from drop-in services to sexual health advices to full reproductive health services</li> <li>• clearly publicised and branded young people focused health services including development of young people’s health card and implementation of You’re Welcome standards across reproductive health services for young people</li> <li>• at a universal level expansion of the Healthy Schools Programme to college settings, development of a coherent PSHE programme (including sexual health and drug education) across schools, colleges and community settings, implementation of teen life check, establishment of school and college drop-ins, establishment of young people’s (college nursing service) and strengthening support to parents</li> <li>• reconfiguration of services to establish young people’s health advisors (sexual health, contraception, substance misuse and smoking) as part of integrated locality teams aligned to Targeted Youth Support</li> <li>• well publicised and accessible emergency contraception and Options advice including the establishment of Options advisor to offer counselling and strengthen development of contraceptive plan</li> <li>• convene Rapid Improvement Workshop to strengthen services for teenage parents including termination of pregnancy and services for young parents with a particular emphasis on support to prevent second and subsequent pregnancies and ensure improved outcomes for teenage parents and their children across each of the five EcM outcome areas</li> </ul> across the pathway targeting additional resource to “hotspot areas” and to the provision of services for children in special circumstances who are most at risk of becoming teenage parents:										
50	<b>Emotional Health of children</b>	SCC / STPCT	66.9%	66.9%	n/a	69.5%	72%	n/a	n/a	High risk
<b>Commentary:</b> Baselines have been taken from the 2008/09 TellUs Survey results targets have been set and agreed for the remaining two years of the LAA. Sunderland’s results are higher than both the North East (64.6%) and England (63.3%) average										
63	<b>Stability of placements of looked after children: length of placement</b>	SCC	71% (2006/07)	70.9% (April to Dec 08)	73%	74%	75%	▲	yes	Low risk
<b>Commentary:</b>										



**Reduce the incidence of lifestyle choices that have a clear link with poor health, particularly lack of exercise, obesity, smoking and alcohol misuse**

NIS Ref.	Indicator Title	Lead Partner(s)	Baseline	2008/09 Performance Update			Traffic Light assessment			
				Latest update	2008/9 target	2009/10 target	2010/11 target	Trend	On Target	Influencing Improvement
56	Obesity among primary school age children in year 6	STPCT / SCC	652 / 21.9%	21.2%	670 / 22%	674 / 22%	647 / 21%		yes	<b>Low risk</b>

**Commentary:**

No further updates will be available 21.2% relates to full school year the 2008/09 target has been achieved