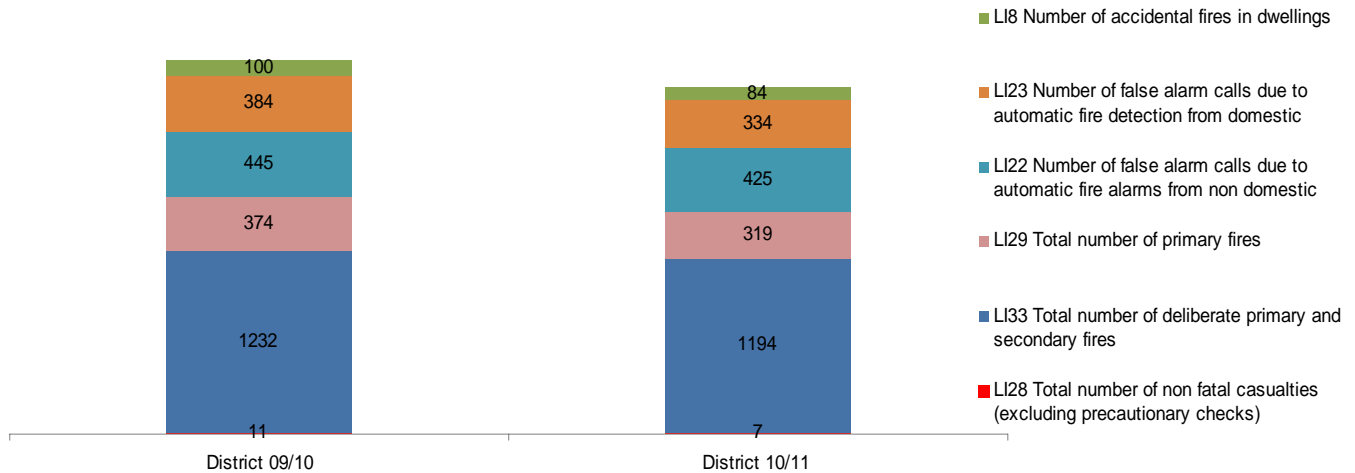


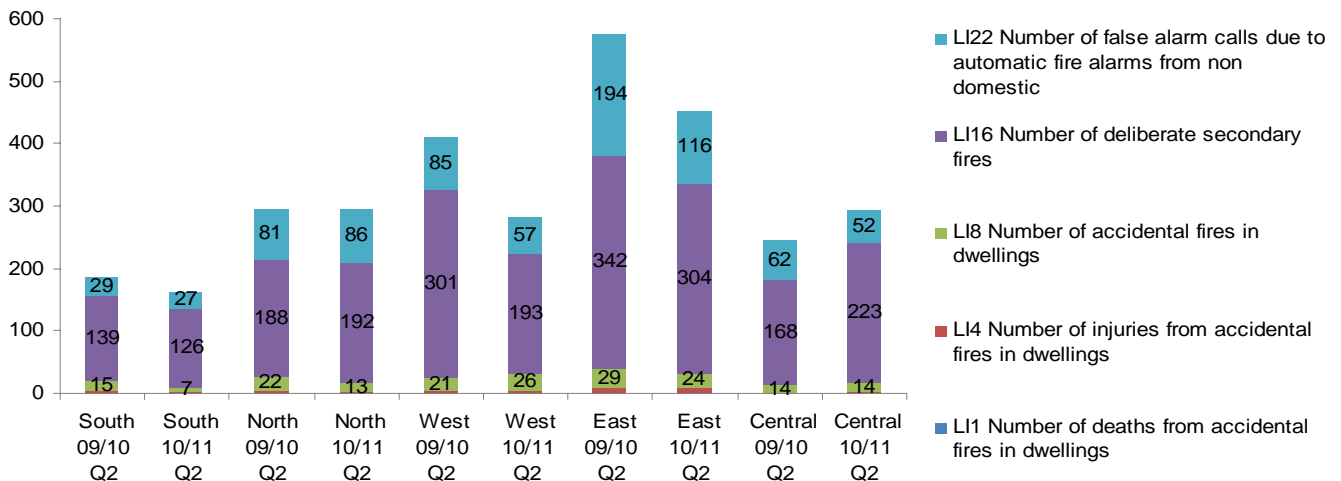
## P&PC Performance Report: (April - September 2010/11)

The following report provides a summary of the Sunderland district performance until the end of Quarter 2 (April-September) 2010/11. The indicators referenced focus on those that have been identified as a priority in the Sunderland District Plan 2010/11.

### Sunderland District Performance 2009/10 v 2010/11



### Sunderland Station Performance 2009/10 v 2010/11



#### LI1 Number of deaths from accidental fires in dwellings

The Sunderland district recorded zero fire deaths in 2010/11, however maintaining this figure remains a priority for the Sunderland district.

#### LI4 Number of injuries from accidental fires in dwellings

2010/11 figures reflected the same number of incidents (23) as for the corresponding period 2009/10, however of the 23 incidents 12 of these are classed as precautionary checks (see LI28 for details of the most serious injuries).

#### LI8 Number of accidental fires in dwellings

The Sunderland district recorded 84 incidents relating to this indicator, a reduction of 16% on 2009/10 performance and accounting for 28% of the Service total. The greatest impact on this performance come from significant reductions at Sunderland Central, North and South (reflecting a reduction of 64% on same quarter 2009/10)

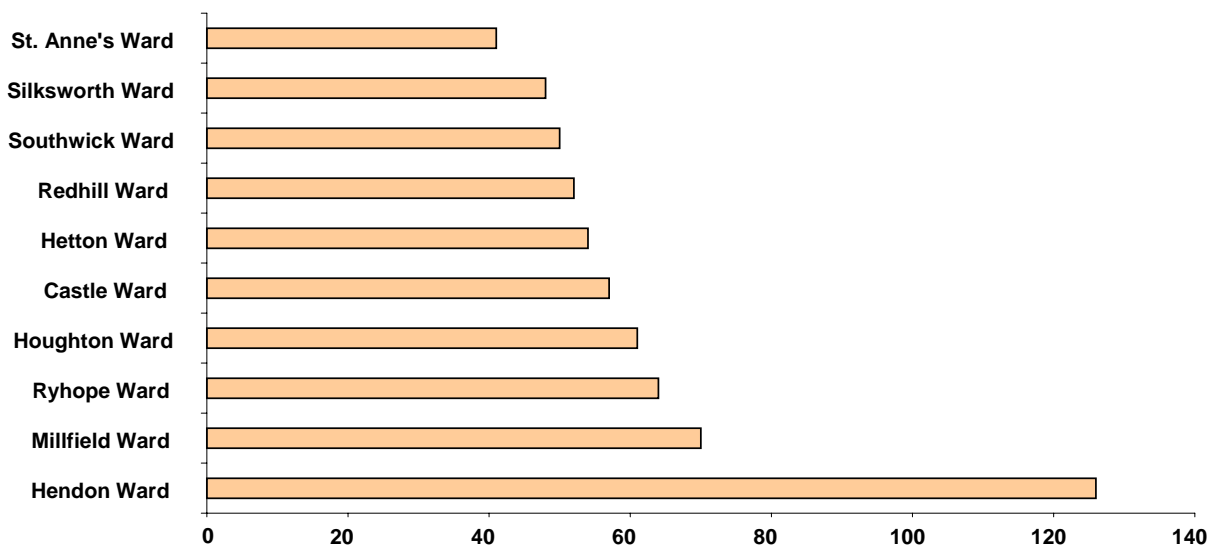
## P&PC Performance Report: (April - September 2010/11)

however the majority of these incidents continue to occur in Station 52's area with a significant number occurring in high rise properties.

Sunderland Prevention and Education department are currently carrying out initiatives in high rise properties across the district to increase home fire safety awareness, in particular kitchen safety.

### LI16 Number of deliberate secondary fires

A figure of 1043 incidents for this indicator reflects an increase of 2% on the 2009/10 performance and accounts for 34% of the Service total. The vast majority of these incidents (654) occurred in Q1 of 2010/11 with Sunderland East accounting for 29% of the district total. Problem areas continue to be the Hendon and Millfield wards and estates undergoing regeneration across the city (as reflected below). The Sunderland district Neighbourhood Fire Team continue to work with partners including Northumbria Police, Gentoo and Environmental Services on initiatives designed to drive down these figures.



### LI22 Number of false alarm calls due to automatic fire alarms from non domestic premises

A figure of 424 for this indicator reflects a decrease of 5% on the 2009/10 performance and accounts for 25% of the Service total. Station 52 still accounts for the majority of incidents in this indicator, particularly due to calls to Sunderland Royal Hospital. We continue to work with hospital fire officers to improve the situation. It is anticipated the installation of a new fire alarm system will assist in reducing our attendance to such incidents.