

CHILDREN, EDUCATION AND SKILLS SCRUTINY COMMITTEE

AGENDA

**Meeting to be held in City Hall, (Committee Room 1) on Thursday
30th November 2023 at 5.30 p.m.**

Membership

Cllrs Chapman, Crosby, Curtis, Dunn, Gibson, McDonough (Vice Chair), Samuels (Chair), P. Smith, D. Snowdon, D.E. Snowdon, Thornton

Co-opted Members – Mrs. A. Blakey

ITEM		PAGE
1.	Apologies for Absence	
2.	Minutes of the last meeting of the Children, Education and Skills Scrutiny Committee held on 2nd November 2023 (copy attached)	1
3.	Declarations of Interest (including Whipping Declarations)	-
	Part A – Cabinet Referrals and Responses	
	No Items	
	Part B – Scrutiny Business	
4.	TfC Customer Feedback Six Month Summary Report April to September 2023	7
	Report of the Director of Children's Services (copy attached)	

5.	Health Related Behaviour Survey Findings – Academic Year 2022/23	19
	Report of the Executive Director of Health, Housing and Communities (copy attached)	
6.	Children In Need and Child Protection - Ofsted Feedback	61
	Report of the Director of Children’s Services (copy attached)	
7.	Annual Work Programme 2023-2024	63
	Report of the Scrutiny, Mayoral and Members’ Support Coordinator (copy attached)	
8.	Notice of Key Decisions	66
	Report of the Scrutiny, Mayoral and Members’ Support Coordinator (copy attached)	

E. WAUGH,
Assistant Director of Law and Governance,
City Hall,
SUNDERLAND.

22nd November 2023

At a meeting of the CHILDREN, EDUCATION AND SKILLS SCRUTINY COMMITTEE held in the MAYOR'S PARLOUR, CITY HALL on THURSDAY 2nd NOVEMBER 2023 at 5.30 p.m.

Present:-

Councillor Gibson in the Chair

Councillors Chapman, Crosby, Dunn, P. Smith, and Thornton together with Mrs A. Blakey.

Also in attendance:-

Ms Nichola Burn, Strategic Service Manager, Family Care and Support, TfC
Ms. Jill Colbert, Director of Children's Services and Chief Executive, TfC.
Mr Jim Diamond, Scrutiny Officer, Smart Cities and Enabling Services.
Ms. Majella McCarthy, Director of Children's Social Care, TfC
Mr Simon Marshall, Director of Education, TfC
Mr. David Noon, Principal Democratic Services Officer, Smart Cities & Enabling Services.
Ms. Gillian Robinson, Scrutiny, Members and Mayoral Coordinator, Smart Cities & Enabling Services.

Apologies for Absence

Apologies for absence were submitted to the meeting on behalf of Councillors Guy, McDonough, Samuels, D. Snowdon and D.E. Snowdon.

Minutes of the last meeting of the Children, Education and Skills Scrutiny Committee held on 5th October 2023

1. RESOLVED that the minutes of the last meeting of the Committee held on 5th October 2023 be confirmed as a correct record.

Declarations of Interest (including Whipping Declarations)

Councillor Thornton made an open declaration in respect of Item 4 (Future Provision of the Short Break Service) as Board Member of Sunderland Care and Support (SCAS)

Future Provision of the Short Break Service

Ms. Jill Colbert, together with Ms. Majella McCarthy, Mr Simon Marshall and Ms Nicola Burn provided the Committee with a comprehensive powerpoint presentation (copy circulated) which explained the current short break provision, details of alternative arrangements, the provision of additional support (through the Breathing Space Programme, supported holidays and additional community short breaks), the

project set up to deliver TfC's new shorts breaks home, together with the next steps moving forward.

(for copy report / presentation – see original minutes)

With regard to the project update, the Committee were informed that a project team was in place and working together to ensure that the pace of action continued. The property purchase was continuing with legal checks being undertaken. Planning consultants had been appointed and the property plans required for a planning application were being drafted.

A communication plan was being developed and would include communication to staff, parents, carers and the community. Associated with this would be: -

- A further question and answer session for families to share progress and engage in future planning.
- Work with individual families to identify specific supports to meet their children's needs.
- A planning group with parents and carers and children, and young people.
- STARS and Young Commissioners groups to guide TfC's coproduction with children.

The next steps in respect of the project were outlined as follows:-

- Completion of the property purchase (by end Nov23).
- Submission of a planning application (by end Nov23).
- Planning application process completed (by Mar24 to be confirmed).
- Property amendment requirements understood (by Dec23).
- Tender process, for company to undertake amendments, completed (by end Feb24 to be confirmed).
- Clarification of longer-term timescales understood (by Mar24)
- Likely 'Go Live' at this stage would be end 2024 (depending upon amendment, recruitment and Ofsted registration timescales).

The Chair thanked Ms Colbert and her Team for their presentation and invited questions and comments from Members.

Councillor Dunn commended the Breathing Space scheme as a very positive project that made a real difference. With regard to the estimated date of December 2023 for the new building to go live, he asked if there was likely to be any slippage in timescales.

Ms Colbert advised that the date was based on timescales encountered during similar acquisitions. The main cause of any delay was likely to be the current state of

the construction industry and the shortages of materials and delays being experienced. On the positive side, the building was well maintained, requiring very little work other than appropriate modifications such as the installation of through floor lifts.

In response to further enquiries from Councillor Dunn, Ms Colbert advised that the property comprised 5 bedrooms, accommodating 5 children at any one time and would also include outdoor space.

In response to an enquiry from Councillor Crosby regarding the submission of a planning application, Ms Colbert replied that it was hoped that this would take place around the end of November. Councillor Crosby asked if the Committee could receive an update on the planning process towards the end of January.

In response to a question from Councillor P. Smith regarding the reference in the presentation that two families were not willing to discuss an alternative as yet, Ms Burn clarified that one family continued to communicate with TfC but were currently reluctant to accept the alternative arrangements for care being offered. The second family did not wish to engage at this stage. TfC would continue to revisit both families.

Councillor Thornton stated that whilst it was likely to be difficult for families during the interim period, once the planned work had been completed it was likely that the resulting respite service would be a first class provision.

There being no further questions, the Chairman thanked Ms Colbert, Ms McCarthy, Mr Marshall and Ms Burn for their attendance and it was:-

2. RESOLVED that the report and presentation be received and noted.

Unaccompanied Asylum Seeking Children – National Transfer Scheme - Update

Ms. Majella McCarthy, Director of Children's Social Care TfC, provided the Committee with a presentation (copy tabled) which updated Members on unaccompanied children and young people seeking asylum and the National Transfer scheme, highlighting the challenges being faced.

(for copy report – see original minutes)

Members were informed that these challenges centred on: -

- Continued national shortage in terms of availability of homes and the risk of supported accommodation providers failing the Ofsted registration process
- Lack of family-based carers – the NEMP regional recruitment campaign had resulted in only 3 referrals to Sunderland, none of which progressed when followed up
- Lack of information provided by the NTS continued to make matching to homes extremely difficult and risky
- Cost and availability of interpreters

- Maintaining stability of homes- overwhelmingly children had a desire to be living in big cities predominantly Manchester or London and would try very hard to get there
- Increasing number of occasions of young people rejecting the home they were provided and these leading to planned and unplanned moves often at cost

The Chairman thanked Ms McCarthy for her report and invited questions and comments from the Committee.

Councillor Crosby asked how many different languages and cultures were being encountered? In reply, Mr Marshall replied that it amounted to around 10 to 12 different languages and this had come as a shock to the system for schools. Sunderland's schools were continuing to provide care and wrap around support but there were significant challenges being faced in terms of the number of languages and the availability of interpreters. Mrs Blakey added that the Sencos had provided a lot of valuable support work and schools were buddying up to share the expertise of their English as a second language tutors.

In response to an enquiry from Mrs Blakey, Ms Colbert advised that the age of the young people concerned was generally around 15 years old. Mrs Blakey commented that it was often the case that the younger the child was, the more adaptable they were to change.

Councillor P. Smith asked that given it was accepted that the missing young people were gravitating towards Manchester and London, did these bigger cities receive extra funding? Ms Colbert replied that they did not receiving any additional funding. If the missing young people remained missing, there was a high possibility that they had been trafficked.

In response to a supplementary question from Councillor Smith regarding how the issue was being funded in Sunderland. The Committee was informed that it wasn't lawful for local authorities not to participate in the National Transfer Scheme. Failure to participate could result in a legal challenge. There was pressure being brought to bear on the Home Office to look again at the scheme. Local authorities took the view that if they were properly funded in respect of the scheme, it would allow them to operate more creatively in trying to address the issues. As it was, in Sunderland it was a huge unaccounted budget pressure for TfC. Its current cohort of Unaccompanied Young Asylum Seekers lived in homes that varied significantly in cost depending on the type of accommodation being provided. Finance provided by the Home Office did not cover the total cost of accommodation and was not provided in a timely manner. TfC also continued to provide accommodation for 6 young people who were now adults but did not yet have the right to remain and therefore had no recourse to public funds. The impact of the National Transfer Scheme remained a growing area of concern financially.

Mrs Blakely asked if there was any acknowledgement from the Home Office regarding what different parts of the country could offer in terms of supporting the young people, for example areas which already contained established communities from the countries they had left. Ms Colbert replied that that was a logical and empathetic way of looking at the issue, however the Home Office formular was based purely on the existing child population of a local authority area. It took no

account of any other variables although she believed that this approach was likely to change.

In response to an enquiry from Councillor Dunn, the Committee was informed that TfC were required to undertake age assessments of the young people within 28 days. In response to a supplementary question from Councillor Dunn regarding the reasons why some young people rejected the home they were allocated, Ms McCarthy advised that despite an average age of only 15 their life experiences had provided them with an independence that in many cases they were reluctant to give up. Consequently, they did not want to be restricted by the confines of a children's home.

There being no further questions for Ms McCarthy, the Chairman thanked her for her presentation, and it was: -

3. RESOLVED that the information be received and noted.

Annual Work Programme 2023/24

The Scrutiny, Members and Mayoral Support Coordinator submitted a report (copy circulated) which briefed members on the development of the Committee's work programme for the municipal year 2023/24 and appended a copy of the programme for Members' consideration.

(for copy report – see original minutes)

Mr. Diamond, Scrutiny Officer presented the report and briefed the Committee on the current position regarding those items already scheduled on the work programme and those waiting to be programmed in on a suitable date.

4. RESOLVED that the report be received and noted

Notice of Key Decisions

The Scrutiny, Members and Mayoral Support Coordinator submitted a report (copy circulated) which provided Members with an opportunity to consider those items on the Executive's Notice of Key Decisions for the 28 day period from the 11th October 2023.

(for copy report – see original minutes)

The Committee was advised that if Members had any issues to raise or required further detail on any of the items included in the notice, (that were within the purview of the Committee), they should contact Mr Diamond, Scrutiny Officer for initial assistance.

5. RESOLVED that the Notice of Key Decisions be received and noted.

There being no further items of business, the Chairman closed the meeting having thanked members and officers for their attendance and contributions.

(Signed) P. GIBSON,
Chairman.

Together for Children
Customer Feedback Six Month Summary Report
April 2023- September 2023



HIGHLIGHT SUMMARY

What are our key achievements?

- We have received 88 compliments so far this year from children, young people, families, and professionals.
- We have successfully helped 78 customers to receive satisfactory resolutions to their queries, issues or concerns informally, without having to initiate a complaint.
- Our local arrangement with two Local Authorities for the provision of Independent Persons (at stage 2 of the complaints process) has increased the availability and timeliness of IP's whilst also reducing costs.
- The new complaint management system, Respond is providing better insights relating to complaints data and we will soon be able to analyse Initial Contacts through the system reporting.

What are our areas of focus?

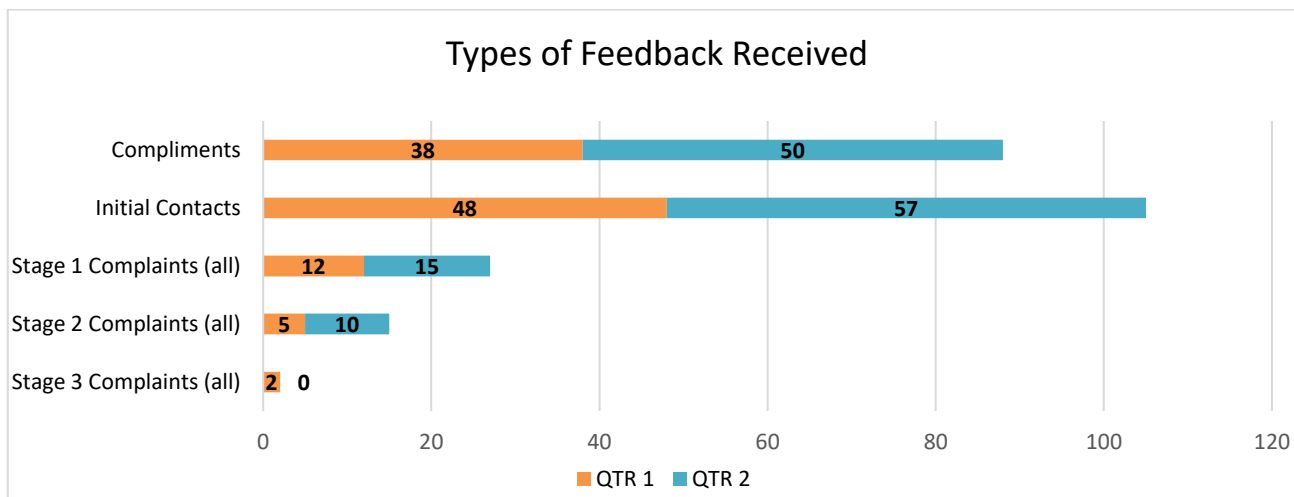
- Continued focus on improving the timeliness of complaints at stages 1 and 2.
- Look at the reasons for an increase in complaint numbers and escalations to see if any improvements can be made to resolve issues at an earlier stage.

1. PURPOSE OF THE REPORT

1.1. This report covers the period 1st April to 30th September 2023. Together for Children (TfC) welcomes all forms of feedback as a way of improving service delivery to children, young people and families. The report provides an overview of customer feedback received in the last six months, identifying topics and trends in relation to complaints information and areas of organisational learning that have taken place in response to feedback received.

2. SUMMARY OF FEEDBACK

2.1. The Customer Feedback Team are responsible for receiving, recording, and responding to feedback received from children, young people and families regarding services delivered by Together for Children. The following graph shows the different types of feedback received in quarters one and two.



3. COMPLIMENTS

3.1. We have received 88 compliments in the last six months from children and young people, parents and other family members, foster carers, external professionals, and staff within TfC. Compliments are communicated to workers and management structures of the relevant teams and they are used to congratulate workers and teams and to inform service developments and best practice. Compliments are also shared more widely with the Senior Management Team, so all staff can be recognised for their dedication and hard work. Below are some examples of the compliments we have received in the last six months:

Business Support, Social Care

I would just like it to be noted that Sam has done an amazing job in the organisation of the fostering and permanence panel for 17.04.2023. There were some difficulties around the availability of the Chair and other panel members. Sam worked with all to ensure that there was sufficient availability of panel members and that the panel was quorate. This I realise was not an easy task and took some negotiation to complete. I am very appreciative.

Permanence Teams

Rachel, firstly the words thank you do not do justice to the gratitude I owe you. What felt like being passed from pillar to post and not being heard then to have someone who, listened, heard understood and acted on their word and for good reason told me no. Rachel you are a credit to your job and TfC are lucky to have you. Going above and beyond to get us where we are today.

Child Protection Teams

I chaired a review conference this morning and it was evident that Ola has worked hard to develop excellent relationships with family, has made appropriate and timely referrals to services such as Wear Together and

CYPS and the core group has worked well together and has been invested in positive outcomes for A. There is a strong family network in place and Ola has been pivotal in supporting this, and A has been involved throughout and Ola's practice has been very child-centred. Wear Together completed a SALT assessment early into the involvement and this really helped to demonstrate to family, and A that professionals were invested in them and wanted to better understand the issues. A is no longer going missing, risks within the community have reduced, family relationships are much improved, A is attending school and she is more positive and hopeful about her future. This is an example of excellent practice.

Fostering Team

Thank you for all your help through difficult times Glyn. You did an amazing job helping answering our questions and had a very good understanding of the process involved.

Assessment Teams

My life during pregnancy really took its toll on me at times and I just wanted to thank you for all the times you allowed me to vent, it really did help having somebody I could talk to. I wish you all the best in your career, you're going to be amazing. All the best.

Early Help

Just wanted to pass on my thanks to you Joanne and all the staff at the R.I.S.E group for the last few months. It's been really helpful for X and her anxiety. Taking her out of her comfort zone has helped her realise she can do things and enjoy it. She's just come back from Battlefield Live and said it was amazing!!! Thanks again.

Children's Homes

Can I thank everyone at Colombo Road for making this as smooth a transition as possible for X and share my appreciation for the care and support she has received throughout.

Next Steps Team

X was very complimentary about Kirsty & Julie Ann. She felt that everything changed for the better when Next Steps became involved with all 3 of her sons.

Children with Disabilities Team

Lincolnshire Children's Services had visited on Friday, and the outcome from my transfer is positive, their Children with Disabilities team has accepted X and a CIN assessment will be carried out. They also said to Laura, how impressed they were with the transfer information that was passed on from Tara, and what good positive contact that they received when they needed more information whether that was via telephone or email. They said that they were able to build a good picture of X and the family even before meeting them.

Children's Independent Reviewing Team

Lynne, thank you so much for all of your love, support and kindness over the last years from the bottom of my heart. Thank you for taking care of my boys. I'm forever in your debt.

Customer Feedback Team

I have been working with Nicola Vallance-Grant for several months and as expected, Nicola is always professional, clear and transparent. Though, in addition, I would like to make note of how she comes across. Nicola has such a lovely personality that shines through into every meeting we have. I watch each interviewee breath a sign of relief as Nicola puts them at ease and explains in detail the process. Nicola is able to make what could be such a daunting meeting more serene for them. Though my reports acknowledge her professionalism throughout the investigations, there is no way to feed back this additional information, and as

a social worker for many years, I'm aware how rare compliments are, and wanted to take the time to write this. I can only describe Nicola as having an infectious personality and wanted to say what a pleasure she is to work with.

Finance

I have recently investigated a Stage 2 complaint (regarding Special Guardianship Allowance). Nicola was extremely helpful when I spoke with her recently regarding the investigation. Despite the family in question, not being a family she was currently involved with, she came to our Teams meeting very well prepared. Nicola was able to offer a good, clear, and knowledgeable explanation of process which was really helpful. She also provided supporting evidence to assist with the investigation. The information provided by Nicola was very useful and using the information allowed me to complete a comprehensive response to our complainant.

4. INITIAL CONTACTS

- 4.1. Initial contacts presented by customers can be queries, concerns, information requests or issues that require a resolution. Whilst customers are provided with information about the complaints process and their rights to complain, we aim to achieve informal resolution at the earliest opportunity so that the customer receives a quick resolution and has a better experience. The table below shows the initial contacts data for quarters one and two:

Initial Contacts	Q1 (Apr - Jun)	Q2 (Jul - Sept)	Totals	
			No	%
Number Received	48	57	105	-
Resolved as Initial Contact	36	41	78	73%
Progressed to Stage 1	12	15	27	27%

- 4.2. We have received 105 initial contacts in the last six months. Through responding to contacts at the outset, we have helped 78 (73%) of our customers to receive satisfactory responses and resolutions informally with 27 contacts (27%) progressing to a formal stage one complaint.

An example of an initial contact:

A father was unhappy that his Family Time was cancelled at short notice. An apology was offered immediately by the Family Time team and reassurance given that the cancelled time was rearranged at the earliest opportunity. The Team Manager followed up the complaint with the Family Time Team and ensured amendments were made to the time accordingly and spoke to the father to reiterate the apology. He accepted the response and did not wish to pursue a formal complaint.

5. COMPLAINTS PROCESS

- 5.1. **Children's Social Care Complaints** - follows statutory guidance and is a 3-stage process as follows:

- **Stage One** – the initial stage of the process is investigated by an Officer in the Customer Feedback Team. It is hoped a local resolution can be achieved within 10 working days, however an extension of up to 20 working days can be requested for more complex cases.
- **Stage Two** – on receipt of the response to their stage one complaint, customers have 20 working days to request their complaint is progressed to stage two if they are unhappy with the initial outcome. At this stage, an Investigating Officer will be appointed to investigate the complaint and an Independent Person who will be involved in all aspects of consideration of the complaint. The investigation can take between 25-65 working days to complete.
- **Stage Three** – if the customer remains unhappy with the outcome of the stage two complaint, they have 20 working days to request their complaint is progressed to stage three. The review should take place within 30 days of the request. At stage three, a review panel will be appointed to review the complaint.

This will consist of three independent people who will make recommendations to the Director of Children’s Services.

5.2. If the customer remains unhappy, they can raise their complaint with the Local Government and Social Care Ombudsman.

5.3. **Corporate Complaints** - any complaints that do not relate to Statutory Children’s Services, are handled under the corporate complaints procedure which consists of the following two formal stages.

- **Stage One** – the initial stage of the process is investigated by an Officer in the Customer Feedback Team. It is hoped a local resolution can be achieved within 10 working days; however, an extension can be requested for more complex cases.
- **Stage Two** – on receipt of the response to their stage one complaint, customers have 20 working days to request their complaint is progressed to stage two if they are unhappy with the initial outcome. At this stage, an Investigating Officer will be appointed to investigate the complaint within 25 working days; however, an extension can be requested for more complex cases.

5.4. If the customer remains unhappy, they can raise their complaint with the Local Government and Social Care Ombudsman.

6. COMPLAINTS RECEIVED

6.1. The table below shows the number of complaints we received across each stage of the complaints process:

	Social Care		Total Q1		Corporate		Total Q2		Overall			
	Q1	Q2			Q1	Q2			Q1	Q2	Total	
Stage 1	5	9	14	+8	7	6	13	+9	12	15	27	+17
Stage 2	2	6	8	+6	3	4	7	+4	5	10	15	+10
Stage 3	2	0	2	+2	N/A	N/A	0	-	2	0	2	+2
Totals	9	15	24	+16	10	10	20	+13	19	25	44	+29

6.1. **Overall Total (all stages)** - In the first six months of the year we received 44 complaints compared with 15 in the same period of 2022/23, which is an overall increase of 29.

6.2. **Stage One Complaints** – we have received 14 Children’s Social Care stage one complaints compared with 6 for the same period in 2022/23. We also saw an increase in the number of Corporate stage one complaints, receiving 13 compared with four in the same period last year.

6.3. **Stage two Complaints** – we have received 8 children’s social care stage two complaints compared with 2 in 2022/23. We also received 7 corporate stage two complaints compared with 3 in 2022/23.

6.4. **Stage three Complaints (Children’s social care)** –2 complaints have progressed to stage three whereas we had 0 last year.

Number of Complaints by Young People:

6.5. There were 0 complaints received by young people in the first six months of the year.

7. STAGE ONE COMPLAINTS

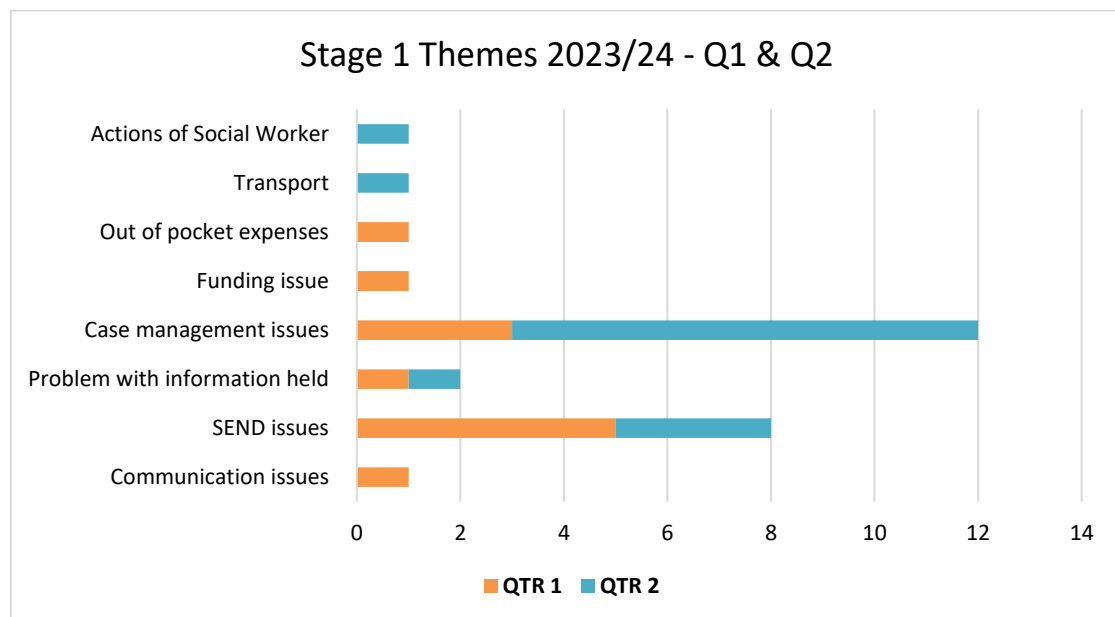
7.1. The table below shows the number and percentage of stage one complaints received by service area.

TEAM	No Stage 1 Complaints	% Stage 1 Complaints
SEND Team	10	37.0%
Assessment Teams	5	18.5%
Child Protection Teams	4	14.8%
Adoption Team	2	7.4%
Connected Carers Team	1	3.7%
ICRT	1	3.7%
Children with Disabilities Team	1	3.7%
Early Help	1	3.7%
Permanence Teams	1	3.7%
Education - Transport	1	3.7%
TOTAL	27	100%

7.2. Ten complaints received in the first six months relate to the SEND team with five complaints following for the Assessment Teams.

Themes:

7.3. The main themes of the complaints received at Stage one are shown in the table below:



7.4. The largest area of complaint relates to case management issues where customers have issues with our actions or non-action or a disagreement with decisions made. The second highest theme is issues relating to SEND.

Timeliness of Response to Stage One Complaints:

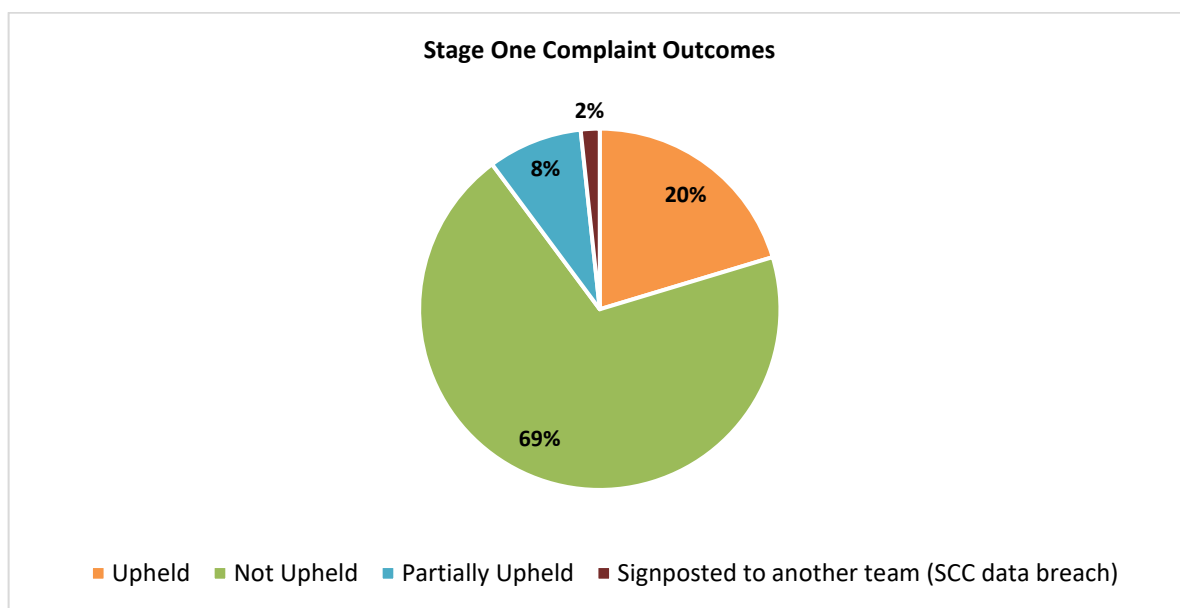
7.5. In the first six months of 2023/24, 21 of the 27 stage one complaints were concluded. There was a dip in timeliness in quarter two but overall, 71% were completed in timescale which overall is similar to the previous year.

% of all stage 1 complaints responded to in timescale	Q1	Q2	Overall
	80% (8 out of 10)	64% (7 out of 11)	71% (15 out of 21)

7.6. Stage 1 complaints are managed within the Customer Feedback Team with a greater focus on customer conciliation, mediation, and resolution e.g. offering opportunities for customers to meet with workers and managers so they can listen, discuss, and resolve their issues rather than moving to the lengthier stage two process (where this is possible). This increases customer satisfaction by resolving issues at this stage however it has consequently taken some stage one complaints out of timescale. We continue to focus on how to achieve the same result but within the 10 or 20 working day timescales.

Stage One Complaint Outcomes:

7.7. There were 59 elements of complaint identified within stage one complaints that were concluded in the first six months of 2022-23. The outcomes of those stage one complaint elements are shown below.



7.8. Of the 59 elements of complaint, 41 were not upheld (69%). Only 12 elements (20%) were upheld, a further 5 elements (8%) were partially upheld. Of the 12 upheld elements, 4 related to SEND issues, 3 were problems with information held, 2 were case management issues, 2 were communication issues and 1 was Social Worker conduct.

An example of a stage one social care (statutory) complaint:

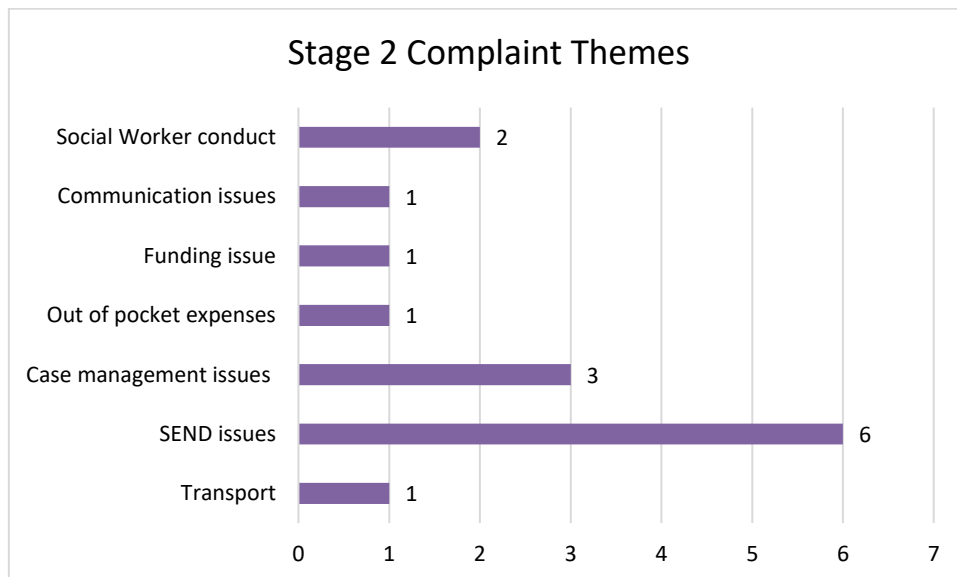
A parent was unhappy that Together for Children (TfC) had changed the social worker assigned to her daughter’s case on more than one occasion. She felt that this could lead to inconsistency in the work carried out on the case and she requested that they have a single social worker assigned to the case throughout in order to provide stability for her and her daughter. It was found that there were reasons beyond TfC’s control which prompted the changes in social worker and apologies were offered. The parent was also unhappy about some of the language and terms used in the report for the Initial Child Protection Conference which she found were not appropriate as they were about her appearance and presentation. It was recognised that the language used was not ideal and an apology was made. The complaint was resolved and did not escalate further.

8. STAGE TWO COMPLAINTS

8.1. In total 15 stage two complaints were received in Q1 and Q2. 7 of the complaints related to the SEND team. The other 8 complaints were 1 each for the Next Steps Team, Assessment Team, Connected Carers Team, Children with Disabilities Team, Early Help Team, Permanence Team, Child Protection Team and Transport Service in Education.

Themes:

8.2. The main themes are shown in the table below:



8.3. Six out of 15 complaints relate to SEND issues and three related to case management issues. This aligns with the top themes at stage one.

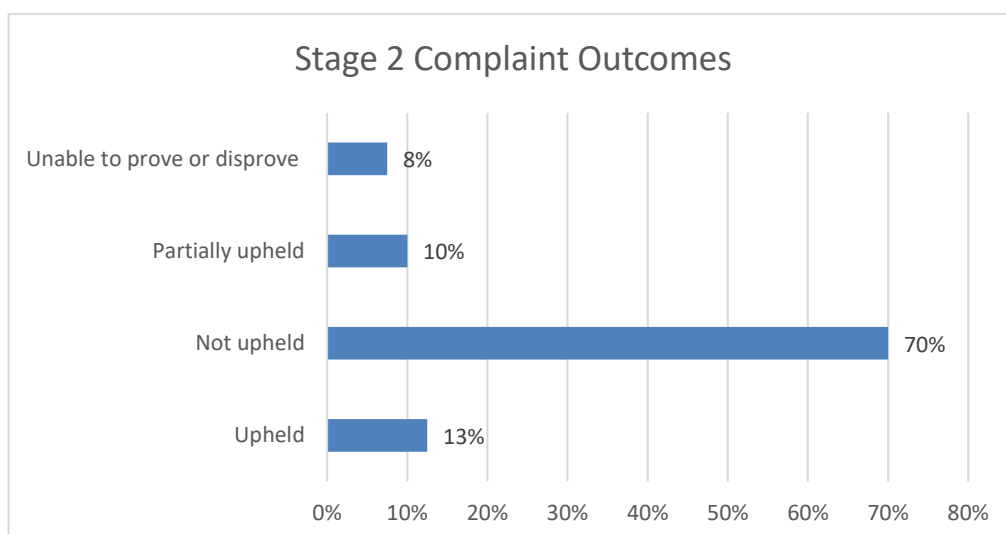
Timeliness of Response to Stage Two Complaints:

8.4. In the first six months of 2022-23, seven stage two complaints were concluded (*figures differ to numbers received, as there were complaints open at the start of the year from 2021/22 and complaints that remain open moving into 2022-23*). Three of the stage two complaints were completed within the 65-day timescale (43%). The average number of working days taken to complete stage 2 complaints in the first six months of this year is 33 days compared with 59.1 for the same period last year.

All 4 complaints that went out of timescale were corporate complaints which have a shorter timescale for investigation of 25 days. Given the complexity, the timescales needed to be extended. The Investigating Officers agreed with each customer an appropriate extension to allow sufficient time for the investigations. Notwithstanding the growing complexity of complaints, improving the timeliness of complaints remains an area of focus for the service.

Stage Two Complaint Outcomes

8.5. There were 40 elements of complaint identified within all stage two complaints that concluded in the first six months of 2023/24. The outcomes of the stage two complaint elements are shown below.



- 8.6. At stage two, the majority of complaint elements equating to 28 (70%) were not upheld and a further 8% were unable to prove or disprove. 10% of elements were partially upheld and 13% were upheld.
- 8.7. The main subject areas of elements upheld at stage two are as follows:
- One related to a lack of contact from the SEND Team.
 - One related to the SEND Team not communicating effectively.
 - One related to the SEND Team not adhering to parental preference in accordance with the Children and Families Act 2014
 - One related to a Social Worker speaking inappropriately about a parent.
 - One related to the SEND Team inappropriately naming an education provision in an Education Health Care Plan which is not available until September 2024.

An example of a stage two complaint (corporate):

A parent was unhappy that Together for Children (TfC) had inappropriately named an education provision in her son's Education Health Care Plan (EHCP) which was not available until September 2024. It was found that the final decision of the son's EHCP was looked at by a Resource Panel of professionals who checked the EHCP and agreed upon the final copy. Staff within the SEND team listened to the parent's feedback around the frustration she felt with regards to her son not starting the school until 2024 and they agreed that it is not an option they will offer parents moving forward. They could see how naming it on an EHCP could cause frustration and therefore has learned from this complaint and has put in steps to ensure this will not happen going forward. The parent also felt if TfC had organised a meeting with her sooner then it would have answered some of this complaint without having to take it to Stage 2. Following the complaint, the SEND Strategic Lead has reminded staff of the importance of communicating with parents when detailing their preferences before Resource Panel and of the importance of holding meetings with parents at the earliest opportunity.

9. OMBUDSMAN REFERRALS

- 9.1. There have been five complaints highlighted to the Customer Feedback Team by the Local Government Ombudsman so far this year; two were upheld, one was closed after initial enquiries, and two are in progress at the investigation stage.

10. COST OF COMPLAINTS

- 10.1. The total cost of investigating claims in the first two quarters of 2023/24 is £3,224 compared with £4,058 for the same period in 2022/23. All new complaints have been managed internally by the Customer Feedback Team with no external allocations.
- 10.2. So far this year the compensation costs paid in relation to upheld complaints has totalled £8,920.

£1,300 is in relation to a SEND complaint where elements were upheld by the Investigating Officer concerning how the service responded to initial concerns raised by Mam, the adequacy and timeliness of education provision for her son and the distress caused by the delay in issuing her son's amended EHCP plan. The complaint was escalated to the LGO and whilst the service offered a financial remedy of £500, the LGO recommended an additional payment of £500 given the length of delays and a further payment of £300 relating to the suitability of provision.

The remaining £7,620 is in relation to a financial remedy regarding a SEND stage 2 complaint. The Investigating Officer upheld the complaint because they found a school should have been consulted as parental preference for school for their son at the initial stages when appropriate. This would have avoided the action taken by the parent to enlist the services of a solicitor and spend a considerable sum doing so. As Together for Children failed to consult with parental preference in accordance with the Children and Families Act 2014, a financial remedy was agreed.

11. ABUSIVE, UNREASONABLE PERSISTENT OR VEXATIOUS COMPLAINANTS

11.1. In the first six months of this reporting period the Customer Feedback Manager has issued 3 letters to customers in relation to unreasonable persistent communication.

12. LEARNING & IMPROVEMENT

12.1. Below are some examples of learning and recommendations that have been implemented following the resolution of complaints:

- Relevant Officers and Team Managers within the Children with Disabilities Team are responding to a recommendation by working with a parent more on how they can better communicate the ways in which the service will be working with their son and what this will look like.
- Following concerns raised by a parent about who should attend her son's meetings, the young person's allocated worker has met with the young person and his advocate to seek his views about his meetings and who he would like to be in attendance. The worker, advocate and IRO has also helped the young person to better plan for his meetings to ensure he can be fully supported and have his views heard more easily.
- Together for Children have reminded all staff in Social Care through their learning and briefing platform, about the statutory requirements relating to care team meetings.
- The SEND Strategic Lead has reinforced to SEND workers the importance of communicating with parents when detailing their preferences before Resource Panel. She has also reminded workers of the importance of holding meetings with parents at the earliest opportunity.

13. SUMMARY

13.1. Together for Children are committed to getting it right for the families in Sunderland. To do this we continue to drive improvement from learning from the complaints and compliments raised. An action plan is maintained by the Customer Feedback Team which includes actions and recommendations from stage two investigations and stage three panels. The action plan is closely monitored by the team. Reminders are sent to managers with responsibility for the recommendations each month and reported into Senior Management Team meetings to ensure that the learning is shared across the whole service.

13.2. We have been working with services with a view to improving timeliness and responding more proactively to customer concerns. There is still work to do to improve timeliness. The majority of concerns are being resolved at an earlier stage and therefore customers are not having to proceed through the lengthier stages unnecessarily.

13.3. We are now part of a local arrangement for the recruitment of Independent Persons (IPs) for Stage two Children's Social Care complaints, working with Gateshead and South Tyneside local authorities. As a result of this arrangement, we are seeing a reduced delay in instigating the investigation process through a quicker appointment process. We have our own small pool of IPs who can undertake the IP role in Gateshead and South Tyneside authorities where workers will be able to see practice in neighbouring authorities and add to their experience, learning and knowledge. One of our Investigating Officers is doing a piece of work for South Tyneside Council to provide a report and recommendations to their Senior Leadership Team following a complaints investigation into a complex case.

13.4. The Customer Feedback Team implemented a complaints handling management system, Apteon Respond in May 2023. Our complaints data is now more accessible, can be reported more easily and assists with workflow management within the team. The system provides greater insight into the identification of themes and areas for learning and improvement.

13.5. In response to the increase in complaint numbers and escalations, work will be carried out to look at the reasons for escalation from initial contacts to Stage 1, and from Stage 1 to 2 to see if any work can be done to resolve

issues at an earlier stage. This review will consider the complexity of concerns raised by parents that may be partly responsible for the increased escalations together with the ability to communicate effectively with some families who have received letters from the service with regards to persistent complaints and unacceptable behaviour.

Item 5

CHILDREN, EDUCATION & SKILLS SCRUTINY COMMITTEE

30 November 2023

HEALTH RELATED BEHAVIOUR SURVEY FINDINGS – ACADEMIC YEAR 2022/23

Report of the Executive Director of Health, Housing and Communities

1.0 Purpose of the Report

- 1.1 The purpose of the report is to share an overview of the findings of the recent Health Related Behaviour Survey conducted in the summer term of 2023.
- 1.2 The published summary report along with a supporting presentation is appended to this report.

2.0 Background

- 2.1 The Health Related Behaviour Survey (HRBS) provides an excellent baseline about the health-related behaviour of children and young people.
- 2.2 The information at school level is useful in demonstrating the effectiveness and impact of health and wellbeing programmes. Additionally, this data supports in providing a needs analysis.
- 2.3 For Sunderland City Council and wider partners - like the School Nursing Service - the Sunderland and ward level data will be used to inform service planning and delivery.
- 2.4 In 2022/23 we had the highest number of schools and pupils participate in the survey since it commenced in Sunderland in 2006, with 5970 young people participating. 33 primary schools and 15 secondary schools took part in the survey.
- 2.5 The survey methodology is a school-based questionnaire developed by the Schools Health Education Unit (SHEU) at Exeter University, which has over 30 years' experience in this field of work. The quality of the data collected is considered very robust and the history of its use by individual schools, local authorities and health bodies is extensive.
- 2.6 The survey is targeted at specific year groups, providing a rich source of data at key points of development for children and young people across a range of themes. Trend data analysis from the local sample and comparison with the wider SHEU sample is also provided for core questions.

2.7 In 2021/22, public health included Covid related questions to understand the impact Covid-19 had on children and young people, as well as inform any planning and delivery around Covid recovery. In 2022/23, public health adapted Covid-19 questions to understand how children and young people's views have shifted following the pandemic.

2.8 All pupils in Year 4 and Year 6 are surveyed across the following themes:

- personal background
- healthy eating
- physical activity
- drugs (Y6)
- alcohol (Y6)
- smoking and vaping (Y6)
- worries
- staying safe
- emotional health and wellbeing
- feelings
- bullying
- healthy eating
- growing up
- hygiene
- school experience
- covid-19

2.9 Approximately 100 pupils (4 classes/forms) from each of Year 8 and Year 10 are asked to complete the questionnaire. Themes covered in the survey are:

- personal background
- healthy eating and nutrition
- physical activity
- drugs
- alcohol
- smoking
- vaping
- school experience
- staying safe, including bullying
- relationships
- sexual health
- school experience
- health
- worries
- emotional health and wellbeing
- life since Covid-19

2.10 The survey results are processed by SHEU and each school participating in the survey will receive a individual report (free of charge):

- their own school results in tabular form
- a report containing a summary of key aspects of the data; and
- guidance on using the data

2.11 Sunderland City Council receive the combined results of all schools, with national comparisons for core questions which are shared with other teams and services as appropriate to support a greater understanding of local health needs, influence commissioning intentions and inform service planning.

2.12 Where school and pupil participation is at a sufficient level, additional ward level analysis is available on some of the themes covered in the survey, to provide further insight in relation to health inequalities. This academic year ward level was available for both primary and secondary schools.

3.0 Summary of Primary School Key Findings

Key
 Green Arrow – Good news
 Red Arrow – Not so good news
 Blue Arrow – Neutral change not good or bad

Statistically significant differences for Primary pupils comparing 2023 results with those in 2021	2023	2021	% point difference
Year 6 pupils who feel that they know enough about how their body changes as they grow up.	78%	69%	+9% ↑
Pupils who washed their hands before lunch on the day before the survey.	52%	81%	-29% ↓
Year 6 pupils who said teachers in school lessons, a School Nurse, or visitors in school lessons have talked with them about how their body changes as they grow up.	95%	72%	+23% ↑
Year 6 pupils who said either, teachers in school lessons, a School Nurse, or visitors in school lessons have talked with them about illegal drugs.	84%	67%	+17% ↑
Pupils who go swimming at least 'once a week'.	43%	24%	+19% ↑
Pupils who are able to get water in school.	96%	90%	+6% ↑
Pupils who did homework after school on the day before the survey.	29%	40%	-11% ↓
Pupils who wash their hands after visiting the toilet 'whenever possible'.	79%	87%	-8% ↓
Pupils who do something to avoid sunburn 'usually' or 'whenever possible'.	59%	49%	+10% ↑
Pupils who have had an accident in the 12 months before the survey that was treated by a doctor or at a hospital.	35%	27%	+8% ↑
Pupils who played sport after school on the day before the survey.	57%	49%	+8% ↑
Pupils who were pushed/hit for no reason in the last month.	50%	42%	+8% ↑
Pupils who think they are 'fit' or 'very fit'.	65%	59%	+6% ↑
Pupils who have a bicycle.	79%	84%	-5% ↓
Pupils who drank at least a litre of water on the day before the survey.	31%	27%	+4% ↑
Year 6 pupils said they are 'fairly sure' or 'certain' that they know someone who uses drugs (not as medicines).	16%	12%	+4% ↑
Pupils who spent time going to a club after school on the day before the survey.	28%	20%	+8% ↑
Pupils who at least 'sometimes' spend time playing ball games like football or netball during school playtimes/dinner times.	72%	64%	+8% ↑
Pupils who spent time playing sport or other physical activity after school on the day before the survey.	57%	49%	+8% ↑
Pupils who said people with different backgrounds are valued in their school.	67%	64%	+3% ↑
Pupils who eat vegetables 'on most days'.	30%	33%	-3% ↓
Year 6 pupils who are 'fairly sure' or 'certain' that they know someone who uses drugs (not as medicines)	6%	12%	+4% ↑
Pupils who worry 'quite a lot' or 'a lot' about family problems.	33%	29%	+4% ↑
Pupils who have had their belongings taken or broken in the last month.	28%	20%	+8% ↑
Pupils said that if they were being bullied in school they would tell parents/carers about it.	86%	82%	+4% ↑
Pupils who said their work is marked so they can see how to improve it.	88%	91%	-3% ↓
Pupils who said their school cares whether they are happy or not.	71%	75%	-4% ↓
Pupils who said their teachers listen to them at school.	76%	80%	-4% ↓

4.0 Summary of Secondary School Key Findings

Statistically significant differences for Secondary pupils comparing 2023 results with those in 2021	2023	2021	% point difference
Pupils have visited the doctor in the last 6 months.	64%	47%	+17% ↓
Have been away from school in the last 12 months due to illness or injury.	72%	56%	+16% ↑
Have at least tried vapes.	35%	21%	+14% ↑
Know where they can get condoms free of charge.	40%	30%	+10% ↑
Don't want anyone to talk with them about puberty and growing up.	21%	39%	-18% ↓
Worry 'quite a lot' or 'a lot' about exams and tests/school-work.	42%	51%	-9% ↓
Are 'quite' or 'very' happy with their life at the moment.	56%	50%	+6% ↑
Have found lessons about sex and relationships education 'quite' or 'very' useful.	37%	31%	+6% ↑
Had school food for lunch on the day before the survey.	59%	50%	+9% ↑
Rated their safety when going out after dark as 'poor' or 'very poor'.	25%	31%	-6% ↓
Have heard of the C-card scheme.	51%	44%	+6% ↑
Would like to lose weight.	49%	54%	-5% ↓

Statistically significant differences for Secondary pupils comparing 2023 results with those in 2021	2023	2021	% point difference
Drink alcohol at least 'occasionally'.	19%	23%	-4% ↓
Have found school lessons about drugs (including alcohol and tobacco) 'quite' or 'very' useful.	40%	36%	+4% ↑
Have found school lessons about puberty 'quite' or 'very' useful	38%	32%	+6% ↑
Chat to other people who they don't know in real life.	35%	39%	-4% ↓
Want to find a job as soon as possible when they leave school.	42%	39%	+3% ↑
Exercised enough to breathe harder and faster at least three times last week.	61%	58%	+3% ↑
Have been told how to stay safe while online.	76%	81%	-5% ↓
Rated their safety at school as 'good' or 'very good'	71%	75%	-4% ↓
Have a bicycle and they use it.	38%	42%	-4% ↓
'Never' or only 'sometimes' consider their health when choosing what to eat.	61%	64%	-3% ↓
Said school lessons are their main source of information about relationships and sexual health	24%	20%	+4% ↑
Have experienced at least one of the negative behaviours listed in a relationship with a past or current boyfriend/girlfriend.	31%	28%	+3% ↑
Travelled to school by car/van on the day of the survey.	41%	38%	+3% ↑
Worry 'quite a lot' or 'a lot' about the way they look.	43%	47%	-4% ↓
Have been offered at least one of the drugs listed.	20%	18%	+2% ↑
Have been teased/made fun of in the last month.	46%	43%	+3% ↑
Had a high self-esteem score (15 or more).	31%	28%	+3% ↑
Have received a hurtful, nasty or scary message or picture online.	26%	28%	-2% ↓
Think they have been picked on or bullied because of the way they look.	39%	37%	+2% ↑

5.0 Actions to date

5.1 Participating schools have received their individual reports.

5.2 The report has been shared with relevant stakeholders and the roadshow communicating the results to key groups has commenced.

6.0 Priorities

6.1 Develop a communication toolkit that will support the professional audience, children and young people and parents/carers. Following dissemination of the toolkit feedback will be sought to understand usefulness and inform plans for the next survey.

6.2 Communicate the results and intelligence gathered with relevant groups and through discussion identify and agree key actions to improve outcomes for children and young people.

6.3 Through discussion of the results identify and agree key actions to improve outcomes for children and young people, including how the actions will be taken forward.

6.4 Gather learning and insights to improve future HRB surveys. Consolidate and synthesise the feedback acquired from various channels, including previous

sources and the input collected during the roadshow to inform the development of the 2025 survey.

- 6.5** Revisit special educational needs survey for 2025. Previously we have not had any schools participate in the HRBS. In 2023 one school expressed an interest and collaborated with us to adopt the survey design but was then not able to undertake the survey during the time period allocated. Will seek to engage further to understand how participation could be supported in the future.
- 6.6** To update relevant Joint Strategic Needs Assessments to include the appropriate data.
- 6.7** Ensure the school health profiles are updated and the full health offer is available.

7.0 Recommendation(s)

7.1 The Board is recommended to:

- Endorse the key priorities identified.
- Endorse the ongoing work of sharing information with key stakeholders to inform and influence our approaches and plans to improve the health and wellbeing of children and young people in Sunderland.
- Agree actions and priorities.

Supporting the Health of Young People in Sunderland

A summary report of the Health Related Behaviour Survey 2023

These results were collected from a sample of primary pupils aged 8 to 11 and secondary pupils aged 12 to 15 in Sunderland in the summer term 2023. This work was co-ordinated by Sunderland City Council's Public Health Team as a way of collecting robust information about young people's lifestyles and will be used to inform the Health City Plan and work to improve health outcomes for Children and Young People in Sunderland.

Teachers were informed on how to collect the most reliable data and then pupils completed a

version of the questionnaire appropriate for their age group.

Year 4 and 6 pupils completed the primary version of the questionnaire. Pupils in Years 8 and 10 completed the secondary version of the questionnaire. All were undertaken anonymously.

Schools were given the choice of using online or paper-based questionnaires.

Comparisons and Trends

Comparisons have been made between the Sunderland 2023 results and the previous 2021 sample. 2021 figures are shown

as (%) through the report. Some trend charts are shown on page 12 to look for any Covid-19 effect. In 2023 a total of 5970 pupils took part in 33 primary schools and 15 secondary schools in Sunderland.

Cross-phase links

Many of the questions in each version of the questionnaire are identical or very similar. Some of the results of these questions are presented on pages 6 and 7 of this document, so that behaviour can be seen across the age range.

5970 young people were involved in the survey:

School Year	Year 4	Year 6	Year 8	Year 10	Total
Age	8-9	10-11	12-13	14-15	
Boys (male)	566	578	995	868	3007
Girls (female)	518	636	890	870	2914
Total	1092	1215*	1902*	1761*	5970*

*9 primary pupils didn't select boy or girl and 40 secondary pupils didn't select male or female when asked for their birth gender.

A selection of statistically significant differences between the 2023 and 2021 results have been shown on pages 8 and 9.

For more details please contact The Schools Health Education Unit Tel. (01392 667272).

Topics include

Background

Healthy Eating

Physical Activity

Drugs, Alcohol and Smoking

Worries

Staying Safe (including bullying)

School

Emotional Health and Wellbeing

Relationships and sexual health

COVID-19

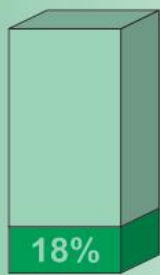
Sunderland primary school pupils in Year 4 and Year 6 (ages 8 - 11)

BACKGROUND

- 85% (89%) of pupils described themselves as White UK. 6% (5%) described themselves as Asian, 2% (2%) as Mixed.
- 91% (91%) have at least one brother or sister. 37% (36%) were the first child of the family.

HEALTHY EATING

- 5% (5%) of pupils had nothing to eat or drink for breakfast on the day of the survey. 32% (35%) of pupils had cereal.
- 53% (50%) of pupils said that they had a drink at breakfast time.
- 37% (40%) of Year 6 boys and 41% (46%) of Year 6 girls would like to lose weight.
- 27% (28%) of pupils have chips/roast potatoes, 35% (39%) crisps and 32% (34%) sweets and chocolates 'on most days'.
- 18% (20%) of pupils had eaten 5 or more portions of fruit and vegetables on the day before the survey. 15% (16%) had eaten none.**



5 + portions

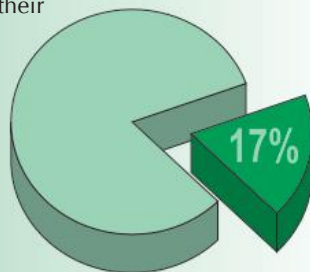


None

- 44% (47%) eat fresh fruit, 37% (48%) dairy produce and 30% (33%) vegetables 'on most days'.

Dentist


- 75% (75%) of pupils cleaned their teeth at least twice the day before; 3% (4%) said none at all.
- 75% (74%) had a check up on their last visit to the dentist, 26% (25%) had fillings and **17% (18%) had a tooth removed.**



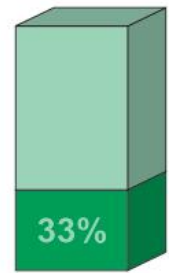
PHYSICAL ACTIVITY

- 65% (63%) of pupils said they spent time watching television after school on the day before the survey, 60% (55%) listened to music and 62% (61%) played with friends.
- 80% (84%) of Year 6 boys and 50% (46%) of Year 6 girls played computer games the night before.

- 39% (42%) of Year 6 boys and 33% (30%) of Year 6 girls reported that they took part in hard exercise on at least 5 occasions in the previous week.**



Year 6 Boys



Year 6 Girls

- 65% (59%) of pupils considered themselves 'fit' or 'very fit', 7% (10%) said they were 'unfit' or 'very unfit'.

- The top five physical activities in 2023 for Year 6 were:**

Boys	2023	2021	Girls	2023	2021
Running (races or tag)	71%	72%	Going for walks	63%	66%
Football	70%	65%	Running (races or tag)	62%	59%
Going for walks	59%	59%	Keep-fit	51%	44%
Keep-fit	57%	46%	Dancing/gymnastics	38%	33%
Bike riding	46%	46%	Swimming	36%	18%

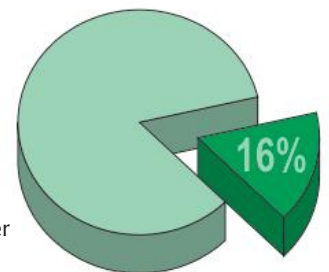
The table shows the proportion of pupils taking part in the activity at least weekly.

DRUGS, ALCOHOL AND SMOKING

Year 6 only

Drugs

- 56% (46%) of Year 6 pupils reported that their parents had talked with them about illegal drugs. 81% (65%) said their teachers had.
- 16% (12%) of Year 6 pupils said that they know someone personally who uses drugs, not as medicines.**
- 2% (1%) of Year 6 pupils said that they had been offered cannabis, and 1% (1%) said other drugs.

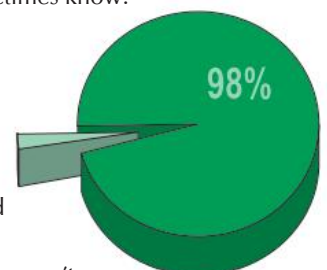


Alcohol

- 2% (2%) of Year 6 pupils said they had an alcoholic drink (more than just a sip) in the week before the survey.
- When asked what they had, >1% (>1%) said they had cider, 1% (>1%) said spirits, and 1% (1%) said beer.
- 91% (91%) of pupils said they do not drink alcohol, 7% (7%) said their parents always know if they do, 2% (1%) said their parents usually/sometimes know. 1% (0%) said 'never'.

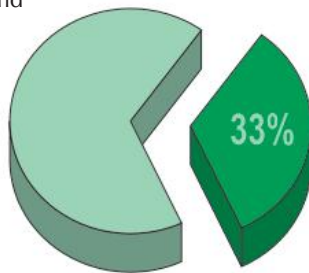
Smoking

- 98% (98%) of Year 6 pupils said they have never smoked at all.**
- 0% (0%) of pupils had smoked during the last seven days.
- 86% (87%) of pupils think they won't smoke when they are older, 14% (13%) said maybe or yes they will.



WORRIES

- ❑ Not including worries around COVID, 80% (78%) of pupils said they worried about at least one of the items listed in the questionnaire.
- ❑ 34% (32%) worried about SATs/tests, 23% (24%) of pupils worried about health problems and 30% (29%) about crime.
- ❑ 22% (21%) of pupils worried about how their body changes as they grow up.
- ❑ **33% (29%) worried about family problems.**



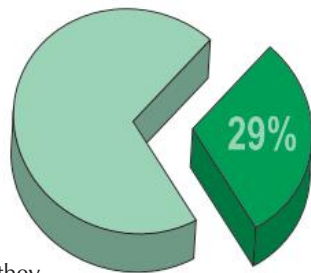
STAYING SAFE

- ❑ 35% (27%) of pupils reported that they had an accident in the last twelve months that was treated by a doctor or at a hospital.
- ❑ 9% (14%) of pupils said they never did anything to avoid sunburn, 25% (22%) said 'whenever possible'.
- ❑ 79% (84%) of pupils reported owning a bike, however, 41% (42%) of pupils said they 'never or almost never' wear a safety helmet when cycling.
- ❑ **30% (26%) of pupils reported that they had been approached by an adult who scared or made them upset.**
- ❑ 14% (12%) of pupils knew the person.
- ❑ When asked what they did when this happened, 17% (14%) ran or walked away, 11% (10%) told an adult straight away and 11% (8%) told an adult afterwards. 8% (7%) said they kept it to themselves.
- ❑ 45% (47%) of pupils said that when a friend wants them to do something they don't want to do, they can 'usually or always say no'. 19% (20%) said that can 'rarely' or 'never say no'.



SCHOOL

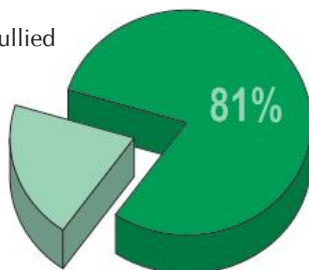
- ❑ **29% (40%) of pupils spent time doing homework on the evening before the survey.**
- ❑ 37% (40%) of pupils read a book for pleasure the night before.
- ❑ 95% (96%) of pupils said they spent time chatting/talking during school playtimes. 87% (88%) said they played running/skipping games/tag and 72% (64%) played ball games. 27% (22%) said they read quietly.
- ❑ 76% (76%) of pupils said that their school helps them work as part of a team.




EMOTIONAL HEALTH & WELLBEING

Bullying

- ❑ 27% (26%) said they had been bullied at or near school in the last 12 months.
- ❑ **81% (80%) of pupils said that they have lessons/assemblies about bullying and how it makes people feel.**



- ❑ **11% (12%) of pupils reported that they felt afraid to go to school because of bullying, 'often' or 'very often'. 26% (27%) said 'sometimes'.**

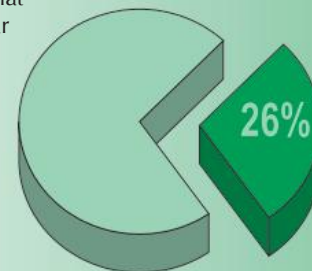


Often/very often



Sometimes

- ❑ 84% (87%) of pupils said that they know who to go to in school if they are being bullied.
- ❑ 14% (14%) said if they had a bullying problem they would keep it to themselves.
- ❑ When asked where bullying happened in the month prior to the survey, 36% (32%) said it happened outside at playtime/lunchtime and 28% (24%) said in a classroom at playtime/lunchtime. 16% (9%) reported being bullied during a lesson.
- ❑ 33% (30%) of pupils reported that they thought they were bullied because of the way they looked. 22% (22%) said because of their size or weight.
- ❑ 7% (7%) thought they were bullied because of their race, colour or religion.
- ❑ 4% (4%) of pupils reported that they thought others might fear going to school because of them.
- ❑ **26% (28%) of pupils had high self-esteem scores.**
- ❑ 35% (34%) of pupils had a med-low self-esteem score (9 or less).
- ❑ 38% (39%) of pupils responded that they do not want to change lots of things about themselves.



GROWING UP

- ❑ 85% (78%) of Year 6 pupils said their parents had talked with them about how their body changes as they grow up.
- ❑ 87% (63%) of Year 6 pupils said their teachers had talked with them about how their body changes as they grow up.
- ❑ 78% (69%) said that they felt they knew enough about how their body changes as they grow up.

COVID-19 (Year 6 only questions)

- ❑ Since the COVID-19 pandemic, 43% of pupils said that they spend more time online now; 35% said it was about the same.
- ❑ 17% of pupils said that they have become more anxious/worried since COVID 19. 33% said it was about the same and 31% said they were less anxious/worried.
- ❑ 57% of pupils said that they are more physically active than before COVID 19. 7% said they were less active and 27% said it was about the same as before the pandemic.

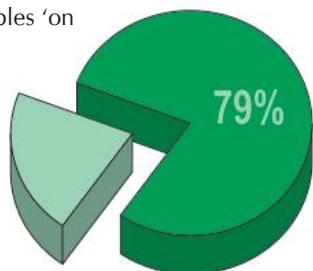
Sunderland secondary school pupils in Year 8 and Year 10 (ages 12 - 15)

BACKGROUND

- 86% (92%) of pupils described themselves as white.
- 60% (60%) live with mother and father together, 16% (16%) said 'mainly or only with mum'.

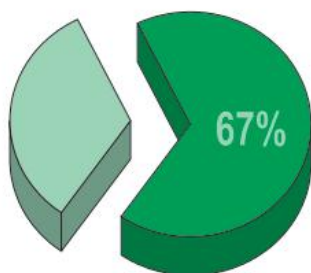
HEALTHY EATING

- 24% (23%) of Year 10 girls had nothing to eat or drink for breakfast on the day of the survey. It is interesting that 61% (65%) of Year 10 girls say that they would like to lose weight. 23% (18%) of the Year 10 girls also reported having no lunch on the day before the survey.
- 14% (13%) of pupils said they 'never' considered their health when choosing what to eat, 17% (16%) said they did 'very often' or 'always'.
- 30% (29%) of pupils said they ate sweets and chocolates 'on most days'. 27% (32%) said they ate crisps 'on most days'.
- 13% (10%) ate salads, 40% (38%) fresh fruit and 38% (39%) vegetables 'on most days'.
- 13% (14%) said they had 5 or more portions of fruit and vegetables the day before, 16% (14%) said 'none'.
- 79% (79%) of pupils said they drink water 'on most days', 4% (5%) said 'rarely or never'.**
- 1% (1%) of pupils went home for lunch the day before, 1% (1%) bought their lunch from a takeaway or shop.



PHYSICAL ACTIVITY

- 67% (64%) of pupils said they enjoyed physical activities 'quite a lot' or 'a lot'.**
- The top 2 reasons given by secondary pupils for doing physical activity were 'Because I want to be physically fit' 51% (51%) and 'Because it's fun' 51% (48%).
- 50% (49%) of boys and 42% (47%) of girls walked/scooted to school on the day of the survey. 39% (37%) of boys and 45% (40%) of girls travelled to school by car.
- 31% (30%) of the Year 10 boys exercised enough to breathe harder and faster on at least 5 occasions in the previous week compared with 13% (14%) of the Year 10 girls.



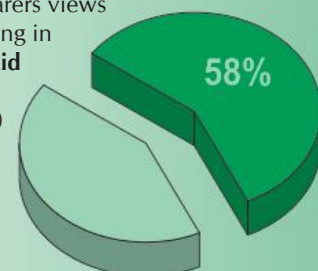
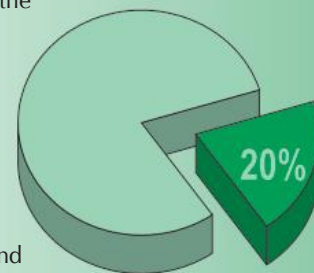
DRUGS, ALCOHOL & SMOKING

Drugs

- 28% (28%) of Sunderland secondary pupils are 'fairly sure' or 'certain' that they know someone who takes drugs.**
- 9% (9%) of Year 10 boys and 15% (14%) of Year 10 girls have taken drugs.
- 4% (3%) reported taking an illegal drug in the last month, 6% (6%) said they had taken an illegal drug in the last year. 11% (10%) of Year 10 pupils had taken cannabis at some point.
- 4% (4%) of Year 10 boys and 8% (8%) of Year 10 girls have taken an illegal drug and alcohol on the same occasion.


Alcohol

- 8% (9%) of Year 8 and 22% (26%) of Year 10 pupils said that they have drunk alcohol in the last 7 days.
- 23% (25%) of pupils said that they usually drink with their parents.
- 20% (23%) of Year 10 pupils said they usually drink with a large group of friends.**
- Boys: 5% (8%) of Year 8 boys and 18% (21%) of Year 10 boys drank one or more unit of alcohol in the seven days before the survey.
- Girls: 7% (10%) of Year 8 girls and 22% (30%) of Year 10 girls drank one or more unit of alcohol in the seven days before the survey.
- 6% (8%) of pupils got drunk on at least one day last week.
- When asked about their parents/carers views of them drinking/potentially drinking in the future, **58% (55%) of pupils said they don't drink alcohol/don't intend to drink alcohol.** 10% (9%) said their parents disapprove of them drinking alcohol
- 4% (6%) said their parents weren't aware that they drank alcohol.
- 16% (17%) of Year 8 and 34% (35%) of Year 10 pupils said that their parents know they drink alcohol and either don't comment or approve of their drinking alcohol.




Smoking

- Boys: 1% (1%) of Year 8 boys and 4% (6%) of Year 10 boys reported that they smoke occasionally or regularly.
- Girls: 3% (3%) of Year 8 girls and 8% (12%) of Year 10 girls reported that they smoke occasionally or regularly.
- 32% (33%) of pupils said that their parents/carers smoke.**
- 65% (63%) of pupils said that no-one ever smokes at home. 25% (27%) said if smoking happened it was only outside.
- 7% (7%) said that smoking happened only in certain rooms but 3% (3%) said that smokers could smoke anywhere in their home.
- When asked about their parents/carers views of them smoking/potentially smoking in the future, **78% (75%) of pupils said they don't smoke/don't intend to smoke.**



Vaping

- When asked about vaping 4% (13%) said that they have never heard of them, 61% (66%) said that they have never used one.
- 20% (16%) said that they have tried a vape.** 16% (5%) of pupils reported that they used one at least 'occasionally'.



WORRIES

- Not including worries around COVID, 78% (81%) of pupils said they worried about at least one of the items listed in the questionnaire.

The main worries for Year 8 pupils included:

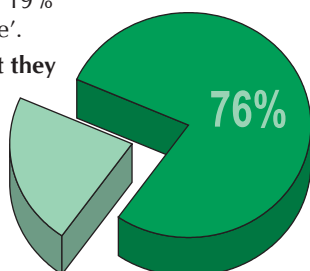
	Boys		Girls
Future opportunities	34%	The way you look	58%
Exams & tests	28%	Exams & tests	50%
Physical health	27%	Future opportunities	49%
Mental health	25%	Problems with friends	46%
The way you look	25%	Mental health	43%

These changed to the following for Year 10 pupils:

	Boys		Girls
Future opportunities	39%	The way you look	65%
Exams & tests	30%	Exams & tests	62%
Physical health	29%	Future opportunities	59%
Mental health	28%	Mental health	54%
The way you look	27%	Physical health	39%

STAYING SAFE

- 30% (24%) said they were treated for a serious accident or injury by a doctor or at a hospital within the last year. 14% (10%) were due to sporting injuries.
- 25% (31%) of pupils rated the safety of their area, when going out after dark, as 'poor' or 'very poor'. 5% (5%) said this about going out during the day.
- 71% (75%) of pupils rated their safety at school as 'good' or 'very good', 71% (70%) said this about their journey to and from school.
- 7% (7%) said they had been the victim of violence or aggression in the area where they lived in the past 12 months.
- 63% (64%) of pupils said they 'never or almost never' wear a safety helmet when cycling; 19% (19%) said 'whenever possible'.
- 76% (81%) of pupils said that they have been told how to stay safe online,** 52% (55%) of pupils said that they always follow the advice they have been given.
- 26% (28%) of pupils said that they had received a hurtful, nasty or scary message or picture online.
- 19% (21%) of pupils [34% (36%) of Year 10 girls] said that they have been asked to meet someone who they don't know in person. 6% (5%) of pupils [11% (8%) of Year 10 girls] said they actually met up with them.

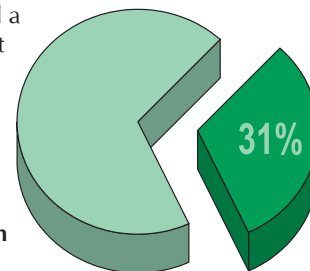


SCHOOL

- 49% (50%) of pupils reported that they enjoyed at least half of their lessons.
- 71% (75%) said they thought it was important to go to school regularly. 23% (23%) said that they felt their views and opinions were listened to in school.
- 69% (70%) said that their work is marked so they can see how to improve it.
- 54% (59%) want to continue in full-time education at the end of Year 11.

EMOTIONAL HEALTH AND WELLBEING

- 57% (50%) of pupils reported that, in general, they were 'quite a lot' or 'very much' happy with their life.
- 30% (31%) of pupils reported a fear of going to school at least sometimes because of bullying.
- 37% (32%) said they had been bullied at school in the past 12 months.
- 31% (28%) of pupils had high self-esteem scores.**



RELATIONSHIPS AND SEXUAL HEALTH

- When a friend wants them to do something they don't want to do, 66% (67%) of pupils said they could 'usually or always' say 'no'. 10% (10%) said they were 'rarely' or 'never' able to say 'no'.
- 13% (18%) of pupils said their friends were their main source of information about relationships and sexual health. 34% (31%) said their parents were, 24% (20%) said school lessons. 24% (28%) of Year 10 boys said the Internet was.
- Year 10 pupils were asked a number of questions around their attitudes towards sex. 33% (31%) agreed that young people should wait until they are 16 before having sex. 23% (25%) disagreed with this.
- 61% (67%) agreed that if a girl is on the pill, a condom should still be used for sexual intercourse.
- 64% (67%) of Year 10 boys and 76% (80%) of Year 10 girls agreed that a condom should always be used for sexual intercourse to protect against sexually transmitted infections.
- 17% (15%) of Year 10 pupils said they have had sexual intercourse, 8% (8%) of pupils preferred not to answer.
- 51% (44%) of pupils [79% (67%) of Year 10] have heard of the C-Card Scheme, 7% (5%) of pupils said that they have accessed the C-card Scheme.
- 40% (30%) of pupils [60% (41%) of Year 10] said that they know where to get condoms free of charge.

COVID-19

- Since the COVID-19 pandemic, 52% of pupils said that they spend more time online now; 32% said it was about the same.
- 24% of pupils said that they have become more anxious/worried since COVID 19. 33% said it was about the same and 26% said they were less anxious/worried.
- 47% of pupils said that they are more physically active than before COVID 19. 15% said they were less active and 29% said it was about the same as before the pandemic.

Pyramid data: Questions included in both the primary and secondary versions of the 2023 questionnaire

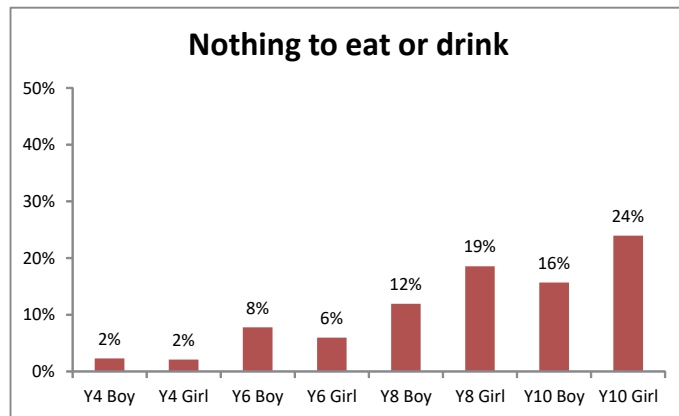
Cross-phase data

The following is a selection of data relating to the set of questions found in the primary and secondary versions of the questionnaire. It is always interesting to see how young people change as they grow up.

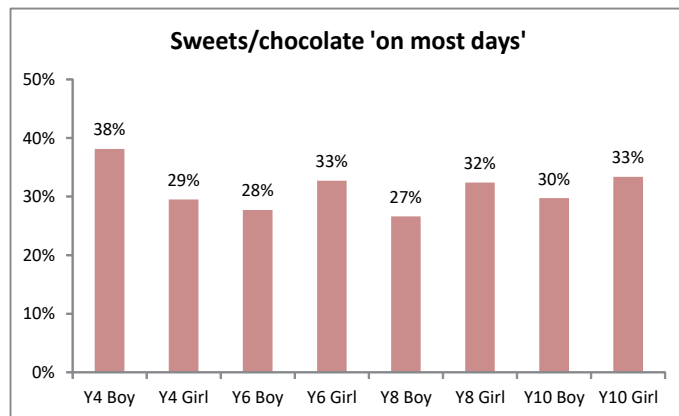
HEALTHY EATING

What did you eat or drink before coming to school today?

- There is an upward trend in the number of pupils who report having 'nothing at all' for breakfast, more so for the girls than the boys:

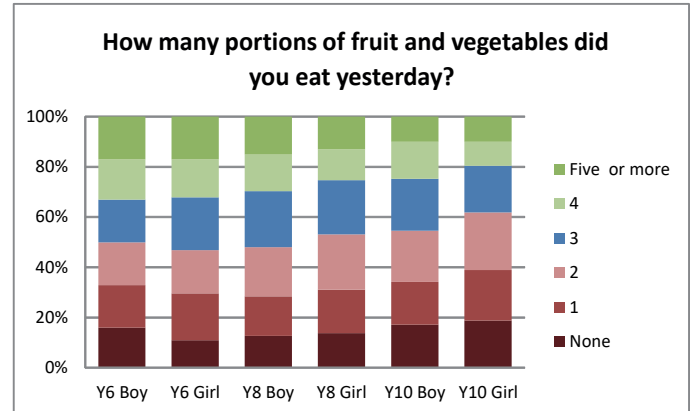


- The proportion of primary and secondary pupils eating crisps and sweets and chocolates 'on most days' decreases slightly across age groups: 32% of primary pupils eating sweets compares with 30% in the secondary phase.

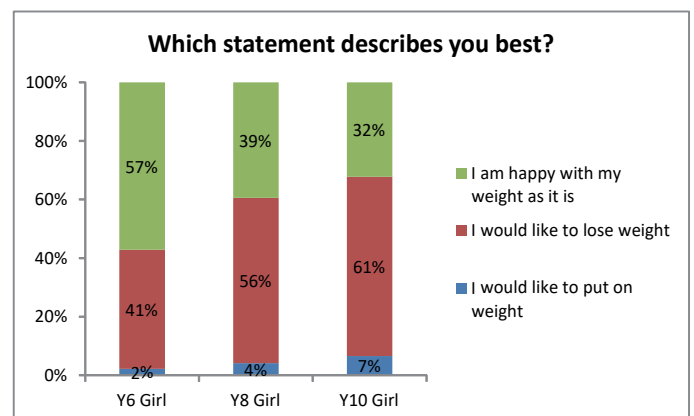


- The proportion of primary and secondary pupils drinking energy drinks 'on most days' increases across age groups: 10% of primary pupils drinking energy drinks compares with 14% in the secondary phase.
- The proportion of pupils who eat fresh fruit 'on most days' decreases as they get older: 44% in the primary and 40% in the secondary sample.

- Secondary school pupils are similarly less likely to say that they had 5 or more portions of fruit and vegetables the day before, compared with primary aged pupils who said the same; 13% vs. 18%.

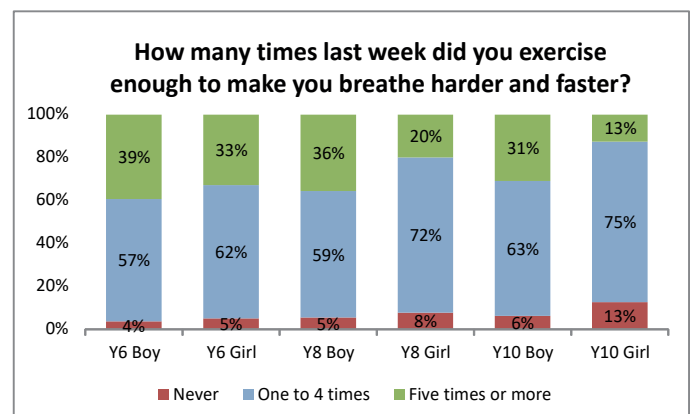


- 41% (46%) of Year 6 girls said they would like to lose weight, this rises to 56% (62%) of Year 8 and 61% (65%) of Year 10 girls.



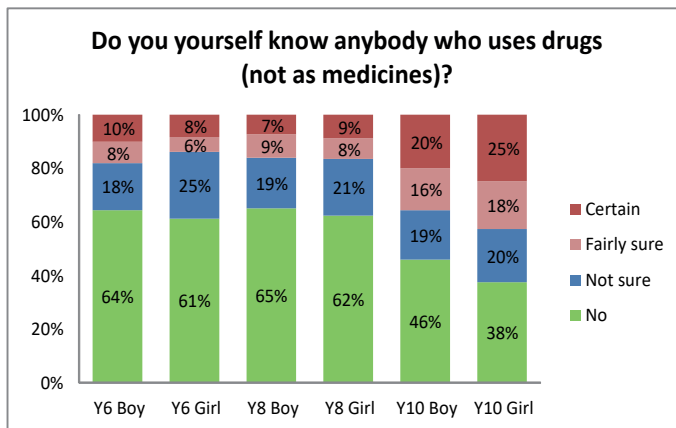
PHYSICAL ACTIVITIES

- A clear gender difference becomes apparent as pupils get older, with fewer girls saying they enjoy physical activities. Primary - boys 86%, girls 78%, Secondary - boys 81%, girls 53%.
- 37% (38%) of primary pupils said that they exercised hard at least 5 times in the previous week, only 25% (22%) of secondary pupils said the same, again there were gender differences with the boys being more active than the girls. **Girls figures are: Year 6 – 33% (30%), Year 8 – 20% (18%) and Year 10 – 13% (14%).**



ILLEGAL DRUGS

- 16% (12%) of Year 6 pupils said that they knew someone personally who used drugs (not as medicines). 16% (15%) said this in Year 8 and in Year 10 it had risen sharply to 39% (40%).

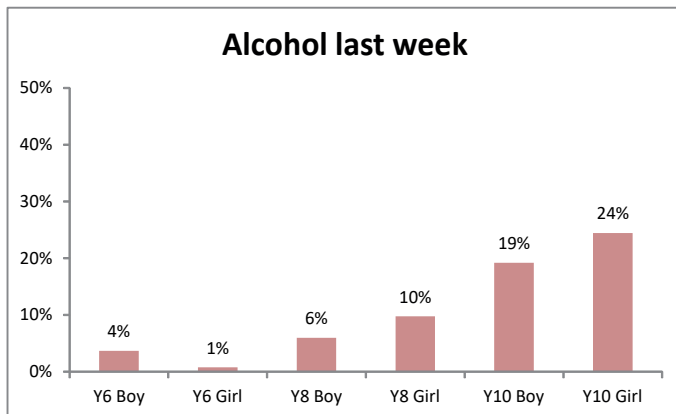


- 2% (1%) of Year 6 pupils and 18% (16%) of secondary pupils said that they had been offered cannabis. 1% (1%) of Year 6 pupils had been offered other drugs. 5% (5%) of secondary pupils had been offered cocaine, 3% (4%) said they had been offered ecstasy.

ALCOHOL

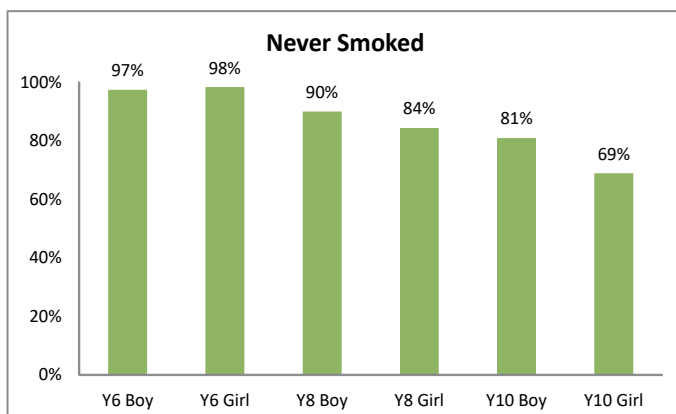
Have you had an alcoholic drink in the week before the survey?

- 2% (2%) of the Year 6 pupils had an alcoholic drink in the week before the survey. 8% (9%) of Year 8 pupils and 22% (26%) of Year 10 pupils said they had drunk alcohol in the week before the survey.

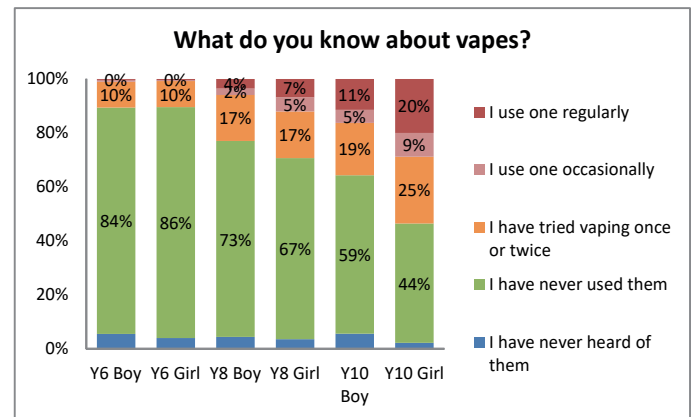


SMOKING

- 98% (98%) of Year 6 pupils said that they had 'never smoked at all'. 87% (88%) of Year 8 and 75% (71%) of Year 10 pupils said the same.



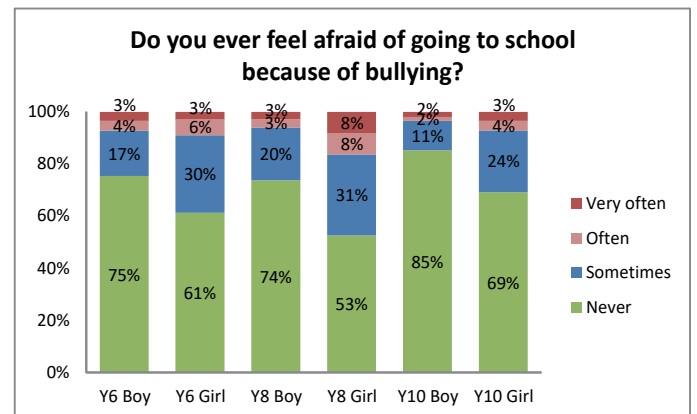
VAPING



EMOTIONAL HEALTH & WELLBEING

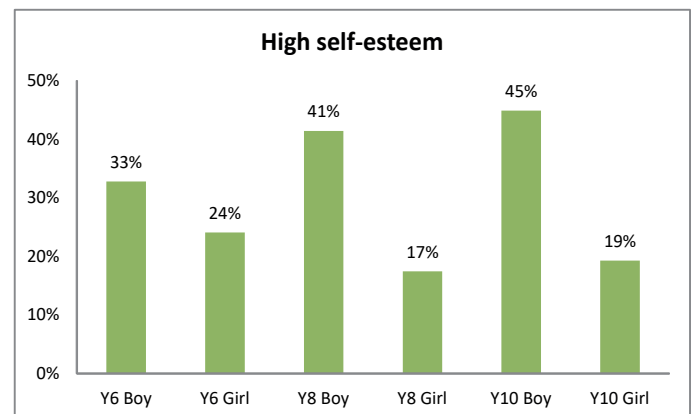
Do you ever feel afraid of going to school because of bullying?

- 32% (34%) of Year 6 pupils said they felt afraid of going to school at least sometimes. 36% (36%) of Year 8 pupils and 23% (27%) of Year 10 pupils said that they feel afraid of going to school because of bullying at least sometimes.



Self-esteem

- Self-esteem usually appears to increase with age. 33% (36%) of Year 6 boys recorded levels of high self-esteem. In Year 8 this increased to 41% (46%) for boys and again to 45% (41%) for Year 10 boys who recorded levels in the highest bracket.






- A clear gender difference is apparent with fewer girls recording levels of high self-esteem compared with boys, for example, 45% (41%) of Year 10 boys compared with 19% (20%) of Year 10 girls.

Significant differences - primary




Statistically significant differences for primary pupils comparing 2023 results with those in 2021

	2023	2021	% point difference	
Pupils who washed their hands before lunch on the day before the survey.	52%	81%	- 29%	↓
Year 6 pupils who said teachers in school lessons, a School Nurse, or visitors in school lessons have talked with them about how their body changes as they grow up.	95%	72%	+23%	↑
Year 6 pupils who said either, teachers in school lessons, a School Nurse, or visitors in school lessons have talked with them about illegal drugs.	84%	67%	+17%	↑
Pupils who go swimming at least 'once a week'.	43%	24%	+19%	↑
Pupils who are able to get water in school.	96%	90%	+6%	↑
Pupils who did homework after school on the day before the survey	29%	40%	- 11%	↓
Pupils who wash their hands after visiting the toilet 'whenever possible'.	79%	87%	- 8%	↓
Pupils who do something to avoid sunburn 'usually' or 'whenever possible'.	59%	49%	+10%	↑
Pupils who have had an accident in the 12 months before the survey that was treated by a doctor or at a hospital.	35%	27%	+8%	↑
Pupils who played sport after school on the day before the survey	57%	49%	+8%	↑
Pupils who were pushed/hit for no reason in the last month.	50%	42%	+8%	↑
Year 6 pupils who feel that they know enough about how their body changes as they grow up.	78%	69%	+9%	↑
Pupils who think they are 'fit' or 'very fit'.	65%	59%	+6%	↑
Pupils who have a bicycle.	79%	84%	- 5%	↓
Pupils who drank at least a litre of water on the day before the survey.	31%	27%	+4%	↑
Year 6 pupils said they are 'fairly sure' or 'certain' that they know someone who uses drugs (not as medicines).	16%	12%	+4%	↑
Pupils who spent time going to a club after school on the day before the survey.	28%	20%	+8%	↑
Pupils who at least 'sometimes' spend time playing ball games like football or netball during school playtimes/dinner times.	72%	64%	+8%	↑
Pupils who spent time playing sport or other physical activity after school on the day before the survey.	57%	49%	+8%	↑
Pupils who said people with different backgrounds are valued in their school.	67%	64%	+3%	↑
Pupils who eat vegetables 'on most days'.	30%	33%	- 3%	↓
Year 6 pupils who are 'fairly sure' or 'certain' that they know someone who uses drugs (not as medicines).	16%	12%	+4%	↑
Pupils who worry 'quite a lot' or 'a lot' about family problems.	33%	29%	+4%	↑
Pupils who have had their belongings taken or broken in the last month.	28%	20%	+8%	↑
Pupils said that if they were being bullied in school they would tell parents/carers about it.	86%	82%	+4%	↑
Pupils who said their work is marked so they can see how to improve it.	88%	91%	- 3%	↓
Pupils who said their school cares whether they are happy or not.	71%	75%	- 4%	↓
Pupils who said their teachers listen to them at school.	76%	80%	- 4%	↓

KEY:  Good news
 Not such good news
 Neutral change

Significant differences - secondary

Statistically significant differences for secondary pupils comparing 2023 results with those in 2021	2023	2021	% point difference	
Pupils have visited the doctor in the last 6 months.	64%	47%	+ 17%	↑
Have been away from school in the last 12 months due to illness or injury.	72%	56%	+ 16%	↑
Have at least tried vapes.	35%	21%	+ 14%	↑
Know where they can get condoms free of charge.	40%	30%	+10%	↑
Don't want anyone to talk with them about puberty and growing up.	21%	39%	- 18%	↓
Worry 'quite a lot' or 'a lot' about exams and tests/school-work.	42%	51%	- 9%	↓
Are 'quite' or 'very' happy with their life at the moment.	56%	50%	+ 6%	↑
Have found lessons about sex and relationships education 'quite' or 'very' useful.	37%	31%	+ 6%	↑
Had school food for lunch on the day before the survey	59%	50%	+ 9%	↑
Rated their safety when going out after dark as 'poor' or 'very poor'.	25%	31%	- 6%	↓
Have heard of the C-card scheme.	51%	44%	+ 6%	↑
Would like to lose weight.	49%	54%	- 5%	↓
Drink alcohol at least 'occasionally'.	19%	23%	- 4%	↓
Have found school lessons about drugs (including alcohol and tobacco) 'quite' or 'very' useful.	40%	36%	+ 4%	↑
Have found school lessons about puberty 'quite' or 'very' useful	38%	32%	+ 6%	↑
Chat to other people who they don't know in real life.	35%	39%	- 4%	↓
Want to find a job as soon as possible when they leave school.	42%	39%	+ 3%	↑
Exercised enough to breathe harder and faster at least three times last week.	61%	58%	+ 3%	↑
Have been told how to stay safe while online	76%	81%	- 5%	↓
Rated their safety at school as 'good' or 'very good'	71%	75%	- 4%	↓
Have a bicycle and they use it.	38%	42%	- 4%	↓
'Never' or only 'sometimes' consider their health when choosing what to eat.	61%	64%	- 3%	↓
Said school lessons are their main source of information about relationships and sexual health	24%	20%	+ 4%	↑
Have experienced at least one of the negative behaviours listed in a relationship with a past or current boyfriend/girlfriend.	31%	28%	+ 3%	↑
Travelled to school by car/van on the day of the survey	41%	38%	+ 3%	↑
worry 'quite a lot' or 'a lot' about the way they look	43%	47%	- 4%	↓
Have been offered at least one of the drugs listed.	20%	18%	+ 2%	↑
Have been teased/made fun of in the last month.	46%	43%	+ 3%	↑
Had a high self-esteem score (15 or more).	31%	28%	+ 3%	↑
Have received a hurtful, nasty or scary message or picture online.	26%	28%	- 2%	↓
Think they have been picked on or bullied because of the way they look.	39%	37%	+ 2%	↑

KEY:  Good news
 Not such good news
 Neutral change

Inequalities

The survey data reveals the following children and young people who belong to social groupings recognised as having more negative outcomes against a wide range of indicators. We have produced some analysis to see if the experiences we see among children and young people in Sunderland are different if they are to be found under one of the social identity headings shown in the table below. A selection of statistically significant findings are presented here but a wider selection of topics and data are also available.

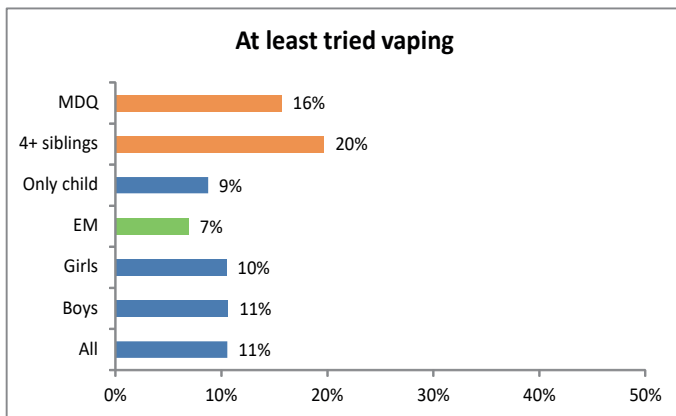
Pupil numbers in each year from social identity groups	Year 6	Year 10
All	1215	1761
Males	578	868
Females	636	870
Those who do not identify as birth sex (Non birth sex)	N/A	46
Lesbian, Gay or Bisexual (LGB)	N/A	183
Ethnic minority (EM)	190	396
SEN or with a disability or long-term illness (SEND)	N/A	379
Current free school meals (FSM)	N/A	327
Single parent family (SPF)	N/A	321
Only child	106	N/A
Have 4 or more siblings	209	N/A
Most deprived quintile (MDQ)	361	407

Key

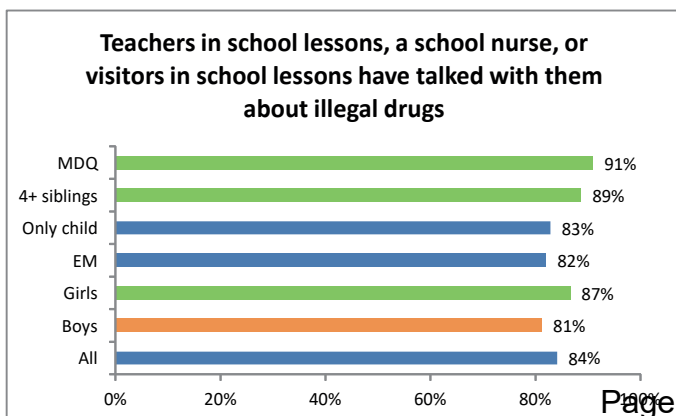
- Not significantly different to the 'All' figure (sample sizes affect significance)
- Significantly 'better' than the 'All' figure (can be higher or lower)
- Significantly 'worse' than the 'All' figure (can be higher or lower)
- All Y6 or All Y10 Pupils

YEAR 6

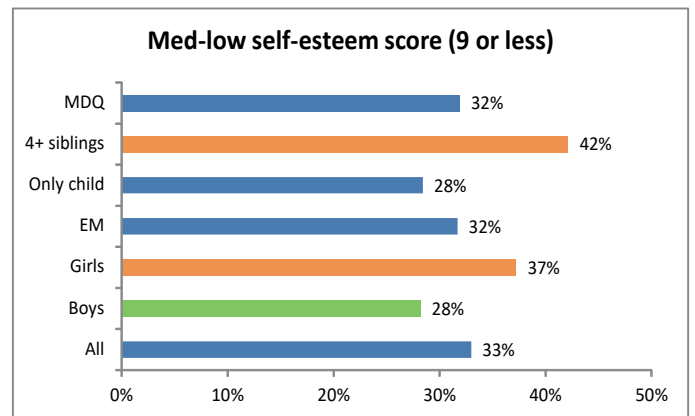
- Year 6 pupils who have 4 or more siblings were most likely to have tried vaping.



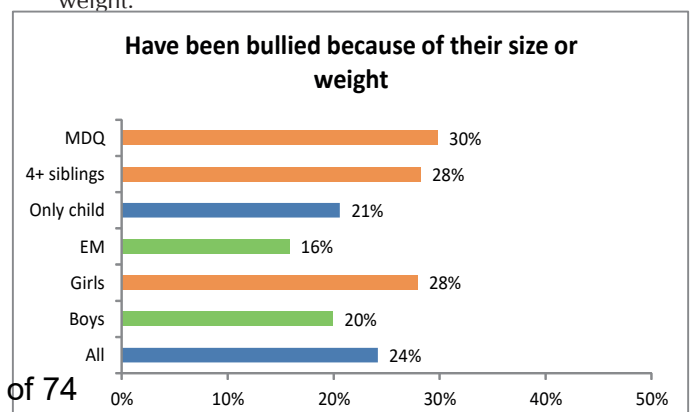
- Year 6 pupils from the most deprived quintiles are most likely to have lessons in school about illegal drugs.



- Year 6 pupils who have 4 or more siblings were most likely to have lower self-esteem.

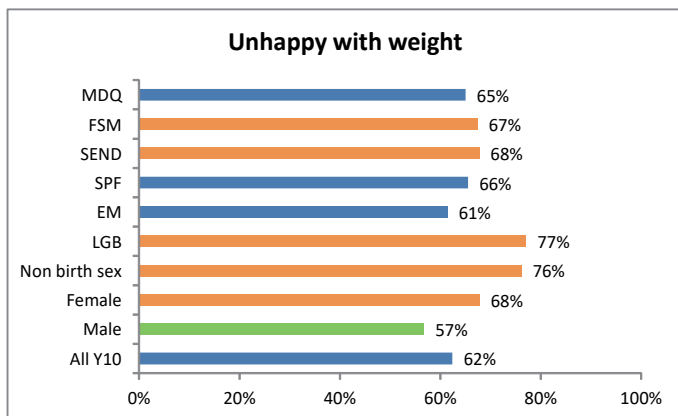


- Girls and pupils from the most deprived quintiles are most likely to say they have been bullied because of their size or weight.

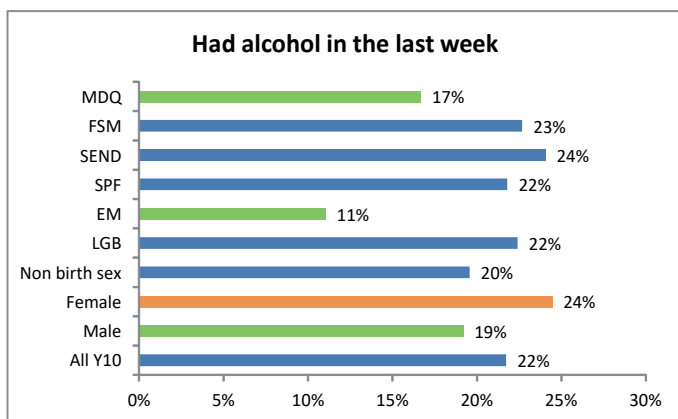


YEAR 10

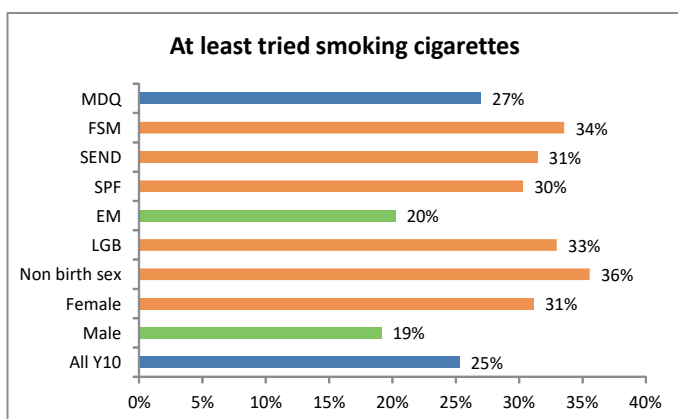
- Year 10 pupils who said they were unhappy with their weight were most likely to be female, have free school meals or say they are LGB or Non birth sex.



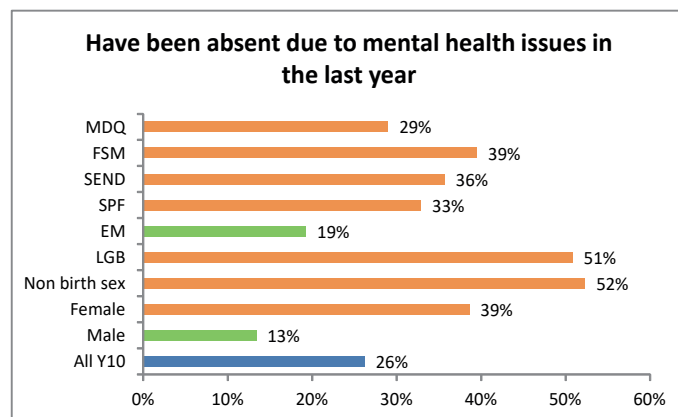
- Year 10 pupils were least likely to say they had alcohol in the last week if they were male, from an ethnic minority or from the most deprived quintile.



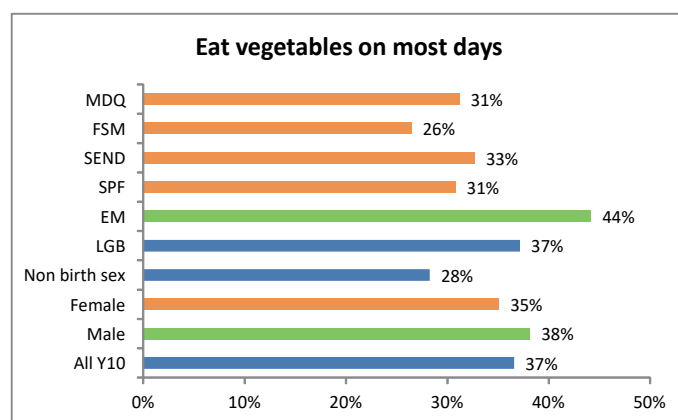
- Year 10 pupils who have at least tried smoking are more likely to be female, have free school meals, have special educational need or disability or say they are LGB or Non birth sex.



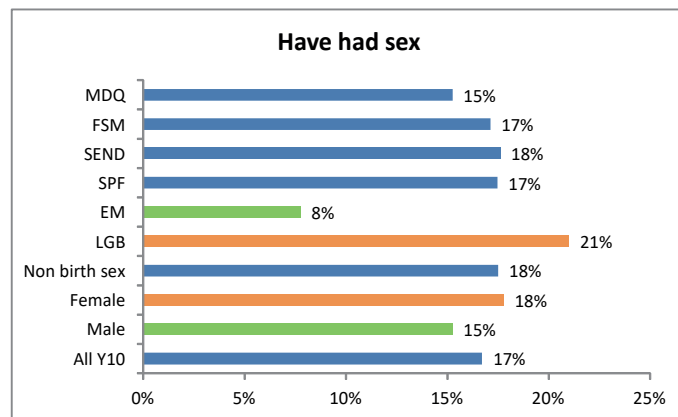
- Year 10 pupils were least likely to say they had missed school in the last year due to mental health issues if they were male or from an ethnic minority.



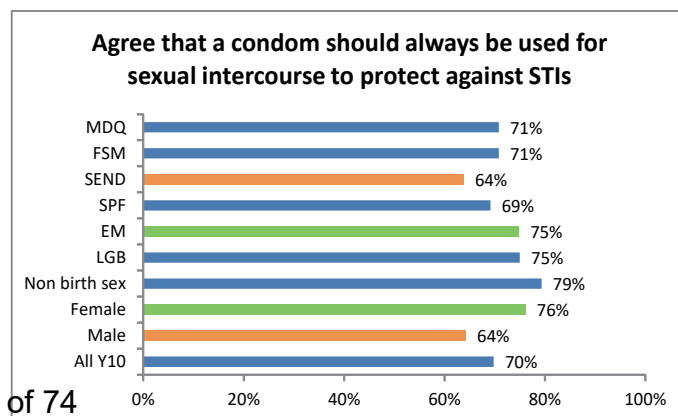
- Year 10 pupils were less likely to say they eat vegetables 'on most days' if they live in the most deprived quintile, have free school meals or come from single parent families.



- Year 10 pupils who have had sex are more likely to be female or say they are LGB. They are less likely to be male or from an ethnic minority.



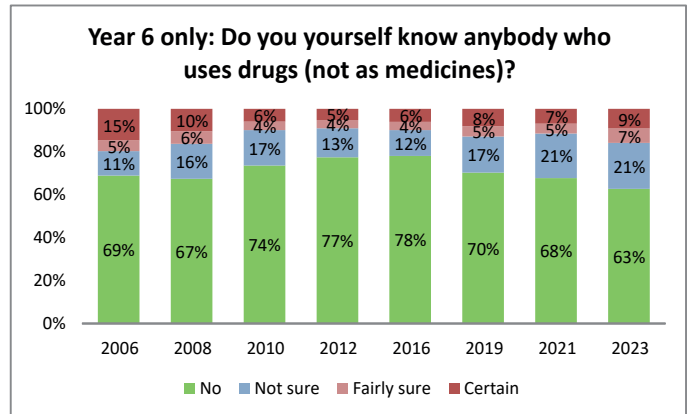
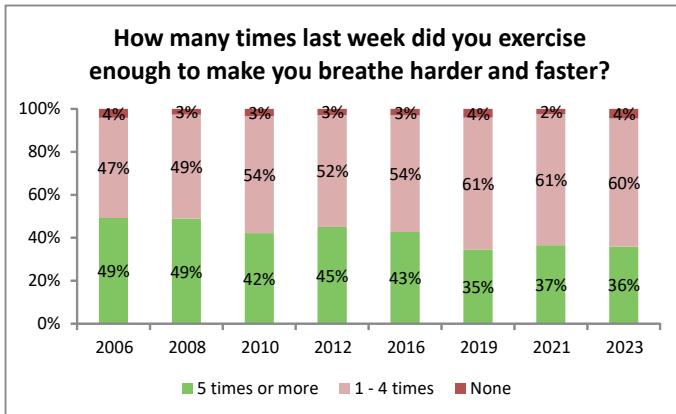
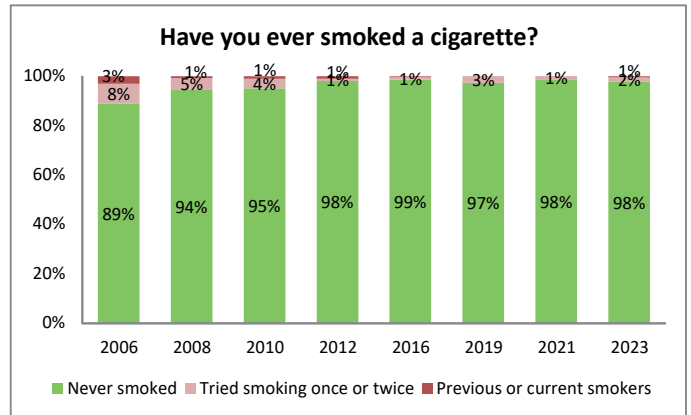
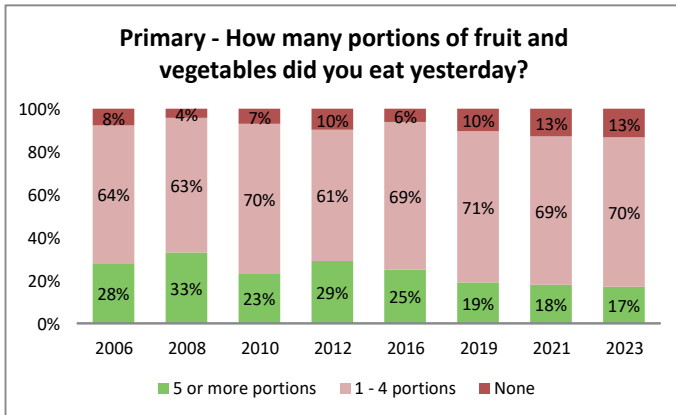
- Year 10 pupils were least likely to say a condom should always be used for sex if they were male or had special educational need or disability.



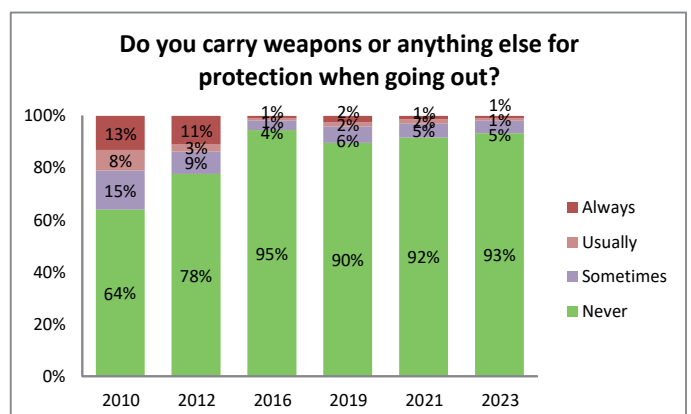
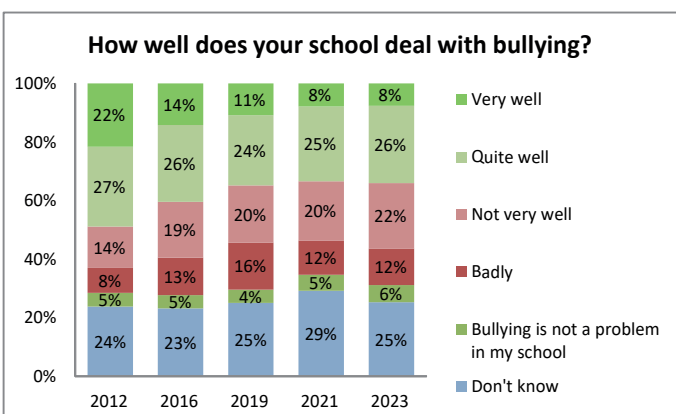
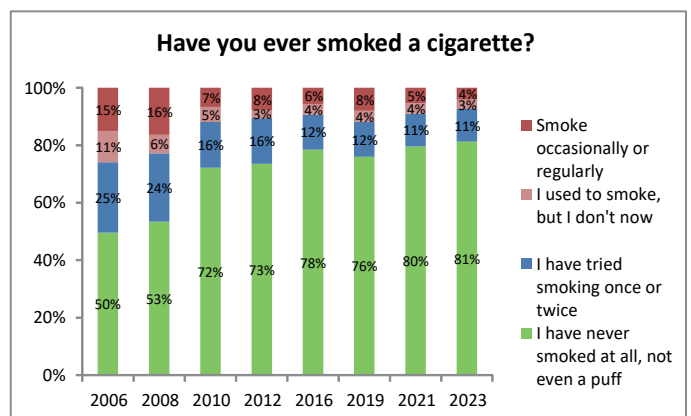
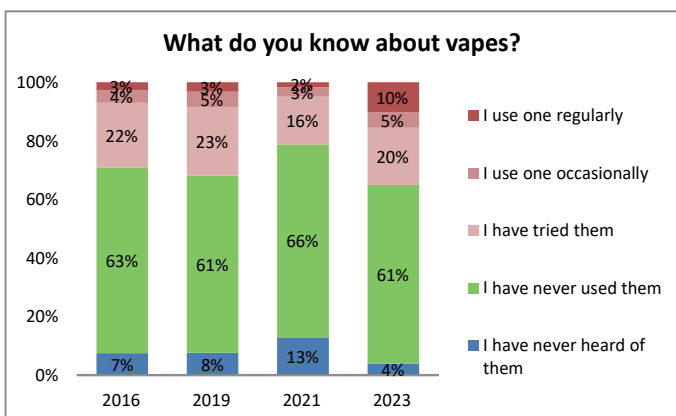
Trends

Sunderland schools have been using the Health Related Behaviour Survey for many years. The following are a selection of interesting trend charts for the primary and secondary overall results.

PRIMARY - YEAR 6



SECONDARY



The Way Forward – over to you

This work was funded by public health in Sunderland.

We are grateful to the teachers, schools, and young people for their time and contributions to this survey. We are also grateful to Jennifer Green for overseeing the organisation of the survey this year. Her meticulous attention to detail has helped to make this year's survey the most successful yet. As a result of the combined efforts of all concerned we have excellent data to be used by all key agencies that support the health needs of young people in Sunderland. The information gathered from this survey will be used by school, public health, Sunderland City Council and local health services to compare adolescent health behaviour to national statistics, prioritising areas of action to develop evidence based programmes, interventions and services.

The findings will be shared with a range of multi-agency partnerships focusing on children and young people including the Health and Wellbeing Board and the Starting Well Delivery Board. The report will also be shared with Headteachers, School Nurses, Elected Members and other providers supporting young people. The data will be used by these groups to assess effectiveness of current provision, highlighting any unmet need or gaps in provision, with a view to inform service review and delivery. The results of the survey will also be used to further enhance our Healthy Settings work with schools, so that we can address inequalities, promote inclusion and encourage participation, by providing accessible services and equipping young people with the skills to make informed decisions.

Our thanks go to the staff and pupils who took part in the survey:

PRIMARIES

Academy 360
Albany Village Primary School
Barmston Village Primary School
Barnes Junior School
Barnwell Academy
Bexhill Academy
Broadway Junior School
Christ's College
Easington Lane Primary School
East Rainton Primary School
English Martyrs' Catholic Primary School, Sunderland
Eppleton Academy Primary School
Fatfield Academy
George Washington Primary School
Grange Park Primary School
Hetton Lyons Primary School
Hetton Primary School
Hill View Junior Academy
Hudson Road Primary School
Hylton Castle Primary School
Lambton Primary School
Marlborough Primary School
Richard Avenue Primary School
Rickleton Primary School
St Bede's Catholic Primary School
St Cuthbert's Catholic Primary School
St John Bosco Catholic Primary School

St Joseph's Catholic Primary School
St Leonard's Catholic Primary School, Silksworth
St Patrick's Catholic Primary School, Ryhope
St Paul's CE Primary School
Usworth Colliery Primary School
Willow Wood Community Primary School

SECONDARIES

Academy 360
Beacon of Light School
Biddick Academy
Castle View Enterprise Academy
Christ's College
Hetton Academy
Monkwearmouth Academy
Oxclose Community Academy
Sandhill View Academy
Southmoor Academy
St Aidan's Catholic Academy
St Anthony's Girls' Catholic Academy
Thornhill Academy
Venerable Bede CE Academy
Washington Academy

For more information about the survey please contact:

Ryan Houghton
Public Health Practitioner
Health, Housing and Communities Directorate
Sunderland City Council
Tel: 07867275878
ryan.houghton@sunderland.gov.uk



**Sunderland
City Council**

**Sunderland Health Related
Behaviour Survey**

Supporting the health of children and young people in Sunderland

- A way of collecting information from children and young people about their own health and behaviours.
- Carried out within the academic year with children in primary school aged 8 to 11 years and children in secondary school aged 12 to 15 years.
- **Summer 2023:** Increase in participation year on year with 5,970 participants (33 primary/15 secondary schools).

5,970 young people were involved in the survey:

School Year Age	Year 4 8–9	Year 6 10–11	Year 8 12–13	Year 10 14–15	Total
Boys (male)	566	578	995	868	3,007
Girls (female)	518	636	890	870	2,914
Total	1,092	1,215*	1,902*	1,761*	5,970*

*9 primary pupils didn't select boy or girl and 40 secondary pupils didn't select male or female when asked for their birth gender.

VIDEO

Primary Theme Topics



Secondary Theme Topics

Background	Healthy Eating	Physical Activity	Drug's Alcohol and smoking	Worries
Staying safe	School	Emotional Health and Wellbeing	Relationships and Sexual Health	Covid 19



Comparisons between 2021 and 2023 Primary

Comparisons made between the Sunderland 2023 SHEU results
and the Page 42 of 74 sample)

Comparisons between 2021 and 2023

Primary

Statistically significant differences for Primary pupils comparing 2023 results with those in 2021

	2023	2021	% point difference
Year 6 pupils who feel that they know enough about how their body changes as they grow up.	78%	69%	+9% ↑
Pupils who washed their hands before lunch on the day before the survey.	52%	81%	-29% ↓
Year 6 pupils who said teachers in school lessons, a School Nurse, or visitors in school lessons have talked with them about how their body changes as they grow up.	95%	72%	+23% ↑
Year 6 pupils who said either, teachers in school lessons, a School Nurse, or visitors in school lessons have talked with them about illegal drugs.	84%	67%	+17% ↑
Pupils who go swimming at least 'once a week'.	43%	24%	+19% ↑
Pupils who are able to get water in school.	96%	90%	+6% ↑
Pupils who did homework after school on the day before the survey.	29%	40%	-11% ↓
Pupils who wash their hands after visiting the toilet 'whenever possible'.	79%	87%	-8% ↓
Pupils who do something to avoid sunburn 'usually' or 'whenever possible'.	59%	49%	+10% ↑
Pupils who have had an accident in the 12 months before the survey that was treated by a doctor or at a hospital.	35%	27%	+8% ↑
Pupils who played sport after school on the day before the survey.	57%	49%	+8% ↑

Comparisons between 2021 and 2023

Primary

Statistically significant differences for Primary pupils comparing 2023 results with those in 2021

	2023	2021	% point difference	
Pupils who were pushed/hit for no reason in the last month.	50%	42%	+8%	↑
Pupils who think they are 'fit' or 'very fit'.	65%	59%	+6%	↑
Pupils who have a bicycle.	79%	84%	-5%	↓
Pupils who drank at least a litre of water on the day before the survey.	31%	27%	+4%	↑
Year 6 pupils said they are 'fairly sure' or 'certain' that they know someone who uses drugs (not as medicines).	16%	12%	+4%	↑
Pupils who spent time going to a club after school on the day before the survey.	28%	20%	+8%	↑
Pupils who at least 'sometimes' spend time playing ball games like football or netball during school playtimes/dinner times.	72%	64%	+8%	↑
Pupils who spent time playing sport or other physical activity after school on the day before the survey.	57%	49%	+8%	↑
Pupils who said people with different backgrounds are valued in their school.	67%	64%	+3%	↑
Pupils who eat vegetables 'on most days'.	30%	33%	-3%	↓
Year 6 pupils who are 'fairly sure' or 'certain' that they know someone who uses drugs (not as medicines)	6%	12%	+4%	↑

Comparisons between 2021 and 2023

Primary

Statistically significant differences for Primary pupils comparing 2023 results with those in 2021

	2023	2021	% point difference
Pupils who worry 'quite a lot' or 'a lot' about family problems.	33%	29%	+4% ↑
Pupils who have had their belongings taken or broken in the last month.	28%	20%	+8% ↑
Pupils said that if they were being bullied in school they would tell parents/carers about it.	86%	82%	+4% ↑
Pupils who said their work is marked so they can see how to improve it.	88%	91%	-3% ↓
Pupils who said their school cares whether they are happy or not.	71%	75%	-4% ↓
Pupils who said their teachers listen to them at school.	76%	80%	-4% ↓















Comparisons between 2021 and 2023 Secondary

Comparisons made between the Sunderland 2023 SHEU results
and the **Page 46** (of 74 sample)

Comparisons between 2021 and 2023

Secondary

Statistically significant differences for Secondary pupils comparing 2023 results with those in 2021

	2023	2021	% point difference
Pupils have visited the doctor in the last 6 months.	64%	47%	+17% 
Have been away from school in the last 12 months due to illness or injury.	72%	56%	+16% 
Have at least tried vapes.	35%	21%	+14% 
Know where they can get condoms free of charge.	40%	30%	+10% 
Don't want anyone to talk with them about puberty and growing up.	21%	39%	-18% 
Worry 'quite a lot' or 'a lot' about exams and tests/school-work.	42%	51%	-9% 
Are 'quite' or 'very' happy with their life at the moment.	56%	50%	+6% 
Have found lessons about sex and relationships education 'quite' or 'very' useful.	37%	31%	+6% 
Had school food for lunch on the day before the survey.	59%	50%	+9% 
Rated their safety when going out after dark as 'poor' or 'very poor'.	25%	31%	-6% 
Have heard of the C-card scheme.	51%	44%	+6% 
Would like to lose weight.	49%	54%	-5% 

Comparisons between 2021 and 2023

Secondary

Statistically significant differences for Secondary pupils comparing 2023 results with those in 2021

	2023	2021	% point difference	
Drink alcohol at least 'occasionally'.	19%	23%	-4%	↓
Have found school lessons about drugs (including alcohol and tobacco) 'quite' or 'very' useful.	40%	36%	+4%	↑
Have found school lessons about puberty 'quite' or 'very' useful	38%	32%	+6%	↑
Chat to other people who they don't know in real life.	35%	39%	-4%	↓
Want to find a job as soon as possible when they leave school.	42%	39%	+3%	↑
Exercised enough to breathe harder and faster at least three times last week.	61%	58%	+3%	↑
Have been told how to stay safe while online.	76%	81%	-5%	↓
Rated their safety at school as 'good' or 'very good'	71%	75%	-4%	↓
Have a bicycle and they use it.	38%	42%	-4%	↓
'Never' or only 'sometimes' consider their health when choosing what to eat.	61%	64%	-3%	↓
Said school lessons are their main source of information about relationships and sexual health	24%	20%	+4%	↑
Have experienced at least one of the negative behaviours listed in a relationship with a past or current boyfriend/girlfriend.	31%	28%	+3%	↑

Comparisons between 2021 and 2023 Secondary

Statistically significant differences for Secondary pupils comparing 2023 results with those in 2021

	2023	2021	% point difference
Travelled to school by car/van on the day of the survey.	41%	38%	+3% ↑
Worry 'quite a lot' or 'a lot' about the way they look.	43%	47%	-4% ↓
Have been offered at least one of the drugs listed.	20%	18%	+2% ↑
Have been teased/made fun of in the last month.	46%	43%	+3% ↑
Had a high self-esteem score (15 or more).	31%	28%	+3% ↑
Have received a hurtful, nasty or scary message or picture online.	26%	28%	-2% ↓
Think they have been picked on or bullied because of the way they look.	39%	37%	+2% ↑

Dissemination...

A roadshow of updates, including;



TBC: Living Well and Starting Well weekly team meetings (Nov), CAMHS partnership, Primary Head's and Secondary Head's meetings (TfC), TfC newsletter item, Early Help Team, Sexual Health Group, Teenage Pregnancy Partnership, 0-19 Growing Healthy Sunderland staff best practise forum, elected members briefing...

Ongoing...

Following engagement with participating schools, the development of a set of communication resources is underway to complement the summary report produced by the School's Health Education Unit.

- A video/animated resource - professional audience
- A video/animated resource - children and young people audience
- Easy Read (consolidated version of summary) - general audience (i.e. Parents/carers, PSHE/RSE lessons)
- Editable letter for schools to share the results onwards

Priorities from 2021...

- **Develop a communication toolkit that will support the delivery of social norms messages e.g., 85% of year 10 have not had sex, 55% of young people don't drink alcohol.**
This was not developed but is part of the communication toolkit plans outlined for 2023.
- **Review C Card provision to ensure equitable spread in areas of highest need.**
Completed - key recommendations have been shared with partners.
- **Ensure the school health profiles are updated and the full health offer is available.**
Completed - the 0-19 public health service take a leadership role to develop the profiles.

Priorities from 2021...

- **Share the intelligence as it is crucial to refine our offer to young people, particularly those who are not accessing services currently.**

Information and intelligence was shared with key partners to inform our offer to young people.

- **Consider NCMP output data for 2021.**

This data is now included to show trends over time in Sunderland.

- **Update relevant JSNA's to inform strategic approaches.**

HRBS data has been shared to support the updating of relevant JSNAs. Children and Young People JSNA has progressed but needs to be finalised.

Priorities from 2023

1. Develop a communication toolkit that will support the professional audience, children and young people and parents/carers. Gather feedback to understand the effectiveness to inform future toolkits.
2. Communicate the results and intelligence gathered with relevant groups.
3. Through discussion of the results identify and agree key actions to improve outcomes for children and young people, including how the actions will be taken forward.
4. Gather learning and insights to improve future HRB surveys.
5. Revisit Special Educational Needs Survey for 2025.

Priority 1

Develop a communication toolkit that will support communicating the results to a professional audience, children and young people and parents/carers.

Input gathered from various stakeholders and feedback sought from schools and young people to shape the content of the toolkit.

- A video/animated resource - professional audience
- A video/animated resource - children and young people audience
- Easy Read (consolidated version of summary) - general audience (i.e. Parents/carers, PSHE/RSE lessons)
- Editable letter for schools to share the results onwards

Following dissemination of the toolkit feedback will be sought to understand usefulness and inform plans for the next survey.

Priority 2

Communicate the results and intelligence gathered with relevant groups and through discussion identify and agree key actions to improve outcomes for children and young people. Roadshow dates have been confirmed.



Priority 3

Gather learning and insights to improve future HRB surveys.

- Consolidate and synthesise the feedback acquired from various channels, including previous sources and the input collected during the roadshow to inform the development of the 2025 survey.
- Secure agreement for funding of future surveys and dissemination approaches.

Priority 4

Revisit Special Educational Needs Survey.

- Previously we have not had any Special Educational Needs schools participate in the HRBS.
- In 2023 one setting expressed interest and collaborated with us to adapt the survey design, but was then not able to undertake the survey during the time period allocated.
- Will seek to engage further to understand how participation could be supported in the future.

Next steps

- Questions and discussion
- Identify any additional actions
- Agree actions and recommendations



**Sunderland
City Council**

**Sunderland Health Related
Behaviour Survey**

Comparisons made between the Sunderland 2023 SHEU results
and the Page 60 of 74 sample)

**CHILDREN EDUCATION AND SKILLS SCRUTINY COMMITTEE
30 NOVEMBER 2023**

REPORT OF THE DIRECTOR OF CHILDREN’S SERVICES

CHILDREN IN NEED AND CHILD PROTECTION - OFSTED FEEDBACK

1. Purpose of the Report

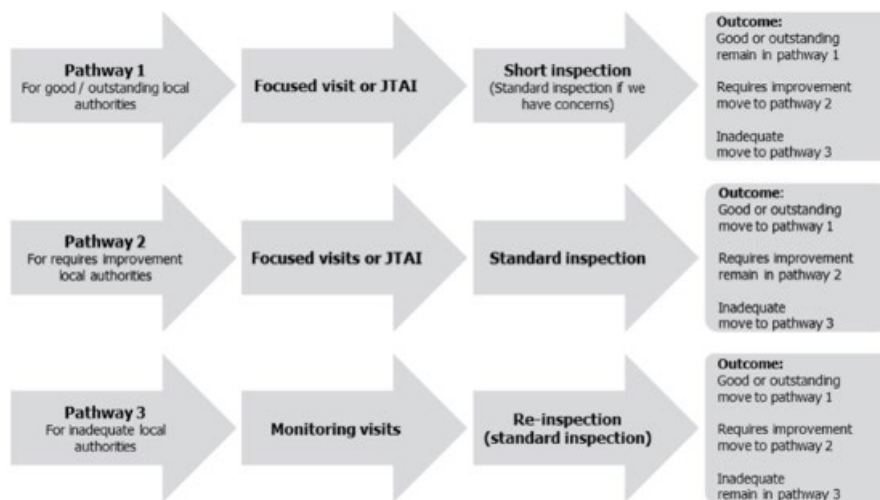
1.1 To provide feedback following the Ofsted focused visit regarding Children in Need and Child Protection in Sunderland.

2. Background

2.1 Ofsted recently undertook a focused visit regarding services provided for Children In Need and Child Protection. Focused visits evaluate an aspect of service, a theme or the experiences of a cohort of children. HMI carry out these visits under section 136(2) of the Education Inspections Act 2006. Usually, 2 inspectors will carry out 2 days of fieldwork contained within one week. Focused visits will include some or all of the same inspection activity as a standard or short inspection.

2.2 The graphic below (extracted from the current ILACS framework) shows the type of inspection activity undertaken by Ofsted as determined by a local authority existing graded judgement. It is important to note that SEND inspection activity is described in a specific SEND inspection framework.

Figure 2. The proportionate inspection pathways for ILACS



2.3 The Ofsted letter setting out its findings is due to be published by Ofsted on 29th November 2023. Feedback on the findings will be provided at the meeting.

2.4 Children's services have now received a JTAI inspection and Focused Visit in 2023 and therefore anticipate that the next Ofsted visit will be a short inspection of the whole service as described in the pathway for local authorities judged to be Outstanding.

3. Current Position

3.1 Jill Colbert (Director of Children's Services) will be in attendance to report on the feedback received.

4. Recommendations

4.1 The Scrutiny Committee is requested to consider and comment on the report.

5 Background Papers

Link to the 2023 updated ILACS framework:

[Inspecting local authority children's services - GOV.UK \(www.gov.uk\)](https://www.gov.uk/government/uploads/system/uploads/attachment_data/file/114144/Inspecting-local-authority-childrens-services-2023.pdf)

SCRUTINY COMMITTEE WORK PROGRAMME 2023-2024

REPORT OF THE SCRUTINY AND MEMBERS' SUPPORT COORDINATOR

1. Purpose of the Report

- 1.1 The report sets out for members' consideration the work programme of the Committee for the 2023/24 municipal year.

2. Background

- 2.1 The work programme is designed to set out the key issues to be addressed by the Committee during the year and provide it with a timetable of work. The Committee itself is responsible for setting its own work programme, subject to the coordinating role of the Scrutiny Coordinating Committee.
- 2.2 The work programme is intended to be a working document which Committee can develop throughout the year, allowing it to maintain an overview of work planned and undertaken during the Council year.
- 2.3 In order to ensure that the Committee is able to undertake all of its business and respond to emerging issues, there will be scope for additional meetings or visits not detailed in the work programme.
- 2.4 In delivering its work programme the Committee will support the Council in achieving its corporate outcomes.

3. Current position

- 3.1 The current work programme is attached as an appendix to this report.

4. Conclusion

- 4.1 The work programme is intended to be a flexible mechanism for managing the work of the Committee in 2023-24.

5 Recommendation

- 5.1 That Members note the information contained in the work programme.

Contact: Gillian Robinson, Scrutiny and Members' Support Co-ordinator

REASON FOR INCLUSION	8 JUNE 23 (INFORMAL MEETING)	6 JULY 23	7 SEPT 23	5 OCT 23	2 NOV 23	30 NOV 23	11 JAN 24	1 FEB 24	29 FEB 24	18 APRIL 24
Policy Framework/ Cabinet Referrals and Responses										Scrutiny Annual Report – 23/24
Scrutiny Business	Work Programme 2023/24	Fostering Pathfinder (Majella McCarthy)	Respite Care Services (Jill Colbert)	Joint targeted area inspection (JTAI) of the multi-agency response to children and families who need help (Jill Colbert) Youth Justice Plan 2021-24 – Update (Linda Mason)	Short Break – Update (Jill Colbert) Unaccompanied Asylum Seeking Children (Sharon Wills)	Sunderland Healthy Related Behaviour Study Report (Jennifer Green/Ryan Houghton)	Early Help Update (Karen Davison)	Child and Adolescent Mental Health Schools Attendance/ Missing Education (Simon Marshall) Home Schooling (Simon Marshall)	SEND – Update (Pamela Robertson) SEND Educational Attainment School Attainment Update (Simon Marshall)	Adult Skills (Jill Colbert)
Performance / Service Improvement		Children Services Customer Feedback – Annual Report (Stacey Hodgkinson)		TfC Meaningful Measures Performance Report (Jill Colbert/Stacey Hodgkinson)		Children Services Customer Feedback (Stacey Hodgkinson)	TfC Meaningful Measures Performance Report (Jill Colbert/Stacey Hodgkinson)			TfC Meaningful Measures Performance Report (Stacey Hodgkinson)
Consultation / Awareness Raising		Notice of Key Decisions Work Programme	Notice of Key Decisions Work Programme	Notice of Key Decisions Work Programme	Notice of Key Decisions Work Programme	Notice of Key Decisions Work Programme	Notice of Key Decisions Work Programme	Notice of Key Decisions Work Programme	Notice of Key Decisions Work Programme	

RAAC Update
Short Break Update

CHILDREN, EDUCATION AND SKILLS SCRUTINY COMMITTEE

NOTICE OF KEY DECISIONS

REPORT OF THE SCRUTINY MAYORAL AND MEMBERS' SUPPORT CO-ORDINATOR

1. PURPOSE OF THE REPORT

- 1.1 To provide Members with an opportunity to consider the items on the Executive's Notice of Key Decisions.

2. BACKGROUND INFORMATION

- 2.1 Holding the Executive to account is one of the main functions of Scrutiny. One of the ways that this can be achieved is by considering the forthcoming decisions of the Executive (as outlined in the Notice of Key Decisions) and deciding whether Scrutiny can add value in advance of the decision being made. This does not negate Non-Executive Members ability to call-in a decision after it has been made.
- 2.2 To this end, the most recent version of the Executive's Notice of Key Decisions is included on the agenda of this Committee. The Notice of Key Decisions is attached marked **Appendix 1**.

3. CURRENT POSITION

- 3.1 In considering the Notice of Key Decisions, Members are asked to consider only those issues where the Scrutiny Committee or relevant Scrutiny Panel could make a contribution which would add value prior to the decision being taken.
- 3.2 In the event of Members having any queries that cannot be dealt with directly in the meeting, a response will be sought from the relevant Directorate.

4. RECOMMENDATION

- 4.1 To consider the Executive's Notice of Key Decisions at the Scrutiny Committee meeting.

5. BACKGROUND PAPERS

- Cabinet Agenda
-

The Local Authorities (Executive Arrangements) (Meetings and Access to Information) (England) Regulations 2012

Notice is given of the following proposed Key Decisions (whether proposed to be taken in public or in private) and of Executive Decisions including key decisions) intended to be considered in a private meeting: -

Item no.	Matter in respect of which a decision is to be made	Decision-maker (if individual, name and title, if body, its name and see below for list of members)	Key Decision Y/N	Anticipated date of decision/ period in which the decision is to be taken	Private meeting Y/N	Reasons for the meeting to be held in private	Documents submitted to the decision-maker in relation to the matter*	Address to obtain further information
221006/744	To approve in principle the establishment of a new police led Road Safety Partnership (Northumbria Road Safety Partnership) embracing the Northumbria Force Area.	Cabinet	Y	7 December 2023	N	Not applicable.	Cabinet report	Governance Services City Hall Plater Way Sunderland SR1 3AA committees@sunderland.gov.uk
220207/690	To approve the sale of the former Alex Smiles site and to undertake required remedial works.	Cabinet	Y	7 December 2023	Y	The report is one which relates to an item during the consideration of which by Cabinet the public are likely to be excluded under Paragraphs 3 of Schedule 12A of the Local Government Act 1972, as amended, as the report will contain information relating to the financial or business affairs of any particular person (including the authority holding that information). The public interest in maintaining this exemption outweighs the public interest in disclosing the information.	Cabinet report	Governance Services City Hall Plater Way Sunderland SR1 3AA committees@sunderland.gov.uk

Item no.	Matter in respect of which a decision is to be made	Decision-maker (if individual, name and title, if body, its name and see below for list of members)	Key Decision Y/N	Anticipated date of decision/ period in which the decision is to be taken	Private meeting Y/N	Reasons for the meeting to be held in private	Documents submitted to the decision-maker in relation to the matter*	Address to obtain further information
220524/714	To agree to the grant of an option to sell property at Richmond Street, Sheepfolds, Sunderland.	Cabinet	Y	7 December 2023	Y	The report is one which relates to an item during the consideration of which by Cabinet the public are likely to be excluded under Paragraphs 3 of Schedule 12A of the Local Government Act 1972, as amended, as the report will contain information relating to the financial or business affairs of any particular person (including the authority holding that information). The public interest in maintaining this exemption outweighs the public interest in disclosing the information.	Cabinet Report	Governance Services City Hall Plater Way Sunderland SR1 3AA committees@sunderland.gov.uk
220712/722	To seek agreement to the proposed development strategy of the Council's Self and Custom Build Sites.	Cabinet	Y	7 December 2023	Y	The report is one which relates to an item during the consideration of which by Cabinet the public are likely to be excluded under Paragraphs 3 of Schedule 12A of the Local Government Act 1972, as amended, as the report will contain information relating to the financial or business affairs of any particular person (including the authority holding that information). The public interest in maintaining this exemption outweighs the public interest in disclosing the information.	Cabinet Report	Governance Services City Hall Plater Way Sunderland SR1 3AA committees@sunderland.gov.uk

Item no.	Matter in respect of which a decision is to be made	Decision-maker (if individual, name and title, if body, its name and see below for list of members)	Key Decision Y/N	Anticipated date of decision/ period in which the decision is to be taken	Private meeting Y/N	Reasons for the meeting to be held in private	Documents submitted to the decision-maker in relation to the matter*	Address to obtain further information
220719/723	To seek approval for the acquisition of Property at Crowtree Road and to grant a lease of the former Crowtree Leisure Centre.	Cabinet	Y	7 December 2023	Y	The report is one which relates to an item during the consideration of which by Cabinet the public are likely to be excluded under Paragraphs 3 of Schedule 12A of the Local Government Act 1972, as amended, as the report will contain information relating to the financial or business affairs of any particular person (including the authority holding that information). The public interest in maintaining this exemption outweighs the public interest in disclosing the information.	Cabinet Report	Governance Services City Hall Plater Way Sunderland SR1 3AA committees@sunderland.gov.uk
221110/753	To seek approval for the Disposal of an Industrial Property in Washington.	Cabinet	Y	7 December 2023	Y	The report is one which relates to an item during the consideration of which by Cabinet the public are likely to be excluded under Paragraphs 3 of Schedule 12A of the Local Government Act 1972, as amended, as the report will contain information relating to the financial or business affairs of any particular person (including the authority holding that information). The public interest in maintaining this exemption outweighs the public interest in disclosing the information.	Cabinet report	Governance Services City Hall Plater Way Sunderland SR1 3AA committees@sunderland.gov.uk

Item no.	Matter in respect of which a decision is to be made	Decision-maker (if individual, name and title, if body, its name and see below for list of members)	Key Decision Y/N	Anticipated date of decision/ period in which the decision is to be taken	Private meeting Y/N	Reasons for the meeting to be held in private	Documents submitted to the decision-maker in relation to the matter*	Address to obtain further information
230428/799	To seek approval for Housing Strategy for Sunderland 2023 - 2030	Cabinet	Y	7 December 2023	N	N/A	Cabinet Report	Governance Services Civic Centre PO BOX 100 Sunderland SR2 7DN committees@sunderland.gov.uk
230717/826	To seek approval to publish the 2022/2023 Low Carbon Annual Report	Cabinet	Y	During the period 1 September – 31 December 2023	N		Cabinet Report	Governance Services City Hall Plater Way Sunderland SR1 3AA committees@sunderland.gov.uk
230718/828	To agree to enter into Inter-Authority Agreement regarding North East Screen Industries Partnership	Cabinet	Yes	7 December 2023	Y	The report is one which relates to an item during the consideration of which by Cabinet the public are likely to be excluded under Paragraphs 3 of Schedule 12A of the Local Government Act 1972, as amended, as the report will contain information relating to the financial or business affairs of any particular person (including the authority holding that information). The public interest in maintaining this exemption outweighs the public interest in disclosing the information.	Cabinet Report	Governance Services City Hall Plater Way Sunderland SR1 3AA committees@sunderland.gov.uk

Item no.	Matter in respect of which a decision is to be made	Decision-maker (if individual, name and title, if body, its name and see below for list of members)	Key Decision Y/N	Anticipated date of decision/ period in which the decision is to be taken	Private meeting Y/N	Reasons for the meeting to be held in private	Documents submitted to the decision-maker in relation to the matter*	Address to obtain further information
230818/831	To update Cabinet on the Masterplan proposals for High Street West, Sunderland and to seek approval to appoint a Multi-disciplinary Design Team to progress the feasibility, design and planning work to develop the Project.	Cabinet	Yes	7 December 2023	N	N/A	Cabinet Report	Governance Services City Hall Plater Way Sunderland SR1 3AA committees@sunderland.gov.uk
230913/838	To Seek Approval to the Leasing of Land at Crowtree Green, Sunderland.	Cabinet	Y	7 December 2023	Y	The report is one which relates to an item during the consideration of which by Cabinet the public are likely to be excluded under Paragraphs 3 of Schedule 12A of the Local Government Act 1972, as amended, as the report will contain information relating to the financial or business affairs of any particular person (including the authority holding that information). The public interest in maintaining this exemption outweighs the public interest in disclosing the information.	Cabinet Report	Governance Services Civic Centre PO BOX 100 Sunderland SR2 7DN committees@sunderland.gov.uk

Item no.	Matter in respect of which a decision is to be made	Decision-maker (if individual, name and title, if body, its name and see below for list of members)	Key Decision Y/N	Anticipated date of decision/ period in which the decision is to be taken	Private meeting Y/N	Reasons for the meeting to be held in private	Documents submitted to the decision-maker in relation to the matter*	Address to obtain further information
230927/840	To Seek Cabinet Approval for the Siglion Business Plan	Cabinet	Y	7 December 2023	Y	The report is one which relates to an item during the consideration of which by Cabinet the public are likely to be excluded under Paragraphs 3 of Schedule 12A of the Local Government Act 1972, as amended, as the report will contain information relating to the financial or business affairs of any particular person (including the authority holding that information). The public interest in maintaining this exemption outweighs the public interest in disclosing the information.	Cabinet Report	Governance Services Civic Centre PO BOX 100 Sunderland SR2 7DN committees@sunderland.gov.uk
231002/842	Budget Planning Framework and Medium Term Financial Plan 2024/25 to 2027/28	Cabinet	Y	9 November 2023 to 31 December 2023	N	N/A	Cabinet Report	Governance Services Civic Centre PO BOX 100 Sunderland SR2 7DN committees@sunderland.gov.uk

Item no.	Matter in respect of which a decision is to be made	Decision-maker (if individual, name and title, if body, its name and see below for list of members)	Key Decision Y/N	Anticipated date of decision/ period in which the decision is to be taken	Private meeting Y/N	Reasons for the meeting to be held in private	Documents submitted to the decision-maker in relation to the matter*	Address to obtain further information
231107/845	Subject to the award of external funding, to seek approval to enter into funding, delivery and contracting arrangements for a 5G Innovation Region project.	Cabinet	Y	7 December 2023	Y	The report is one which relates to an item during the consideration of which by Cabinet the public are likely to be excluded under Paragraph 3 of Schedule 12A of the Local Government Act 1972, as amended, as the report contains information relating to the financial or business affairs of any particular person (including the authority holding that information). The public interest in maintaining this exemption outweighs the public interest in disclosing the information.	Cabinet report	Governance Services City Hall Plater Way Sunderland SR1 3AA committees@sunderland.gov.uk
231107/846	To procure a framework agreement for funerals and Coroner removals.	Cabinet	Y	During the period 7 December 2023 – 18 January 2024.	N	Not applicable	Cabinet report	Governance Services City Hall Plater Way Sunderland SR1 3AA committees@sunderland.gov.uk

Note; Some of the documents listed may not be available if they are subject to an exemption, prohibition or restriction on disclosure.

Further documents relevant to the matters to be decided can be submitted to the decision-maker. If you wish to request details of those documents (if any) as they become available, or to submit representations about a proposal to hold a meeting in private, you should contact Governance Services at the address below.

Subject to any prohibition or restriction on their disclosure, copies of documents submitted to the decision-maker can also be obtained from the Governance Services team City Hall, Plater Way, Sunderland, or by email to committees@sunderland.gov.uk

***Other documents relevant to the matter may be submitted to the decision maker and requests for details of these documents should be submitted to Governance Services at the address given above.**

Who will decide;

Councillor Graeme Miller – Leader; Councillor Claire Rowntree – Deputy Leader & Clean Green City; Councillor Paul Stewart - Cabinet Secretary; Councillor Kelly Chequer – Healthy City; Councillor Kevin Johnston – Dynamic City; Councillor John Price – Vibrant City; Councillor Linda Williams – Children, Education and Skills.

This is the membership of Cabinet as at the date of this notice. Any changes will be specified on a supplementary notice.

Elaine Waugh,
Assistant Director of Law and Governance

8 November 2023