

DYNAMIC SMART CITY

A lower carbon city with greater digital connectivity for all – more and better jobs – more local people with better qualifications and skills – a stronger city centre with more businesses, housing, and cultural opportunities – more and better housing.

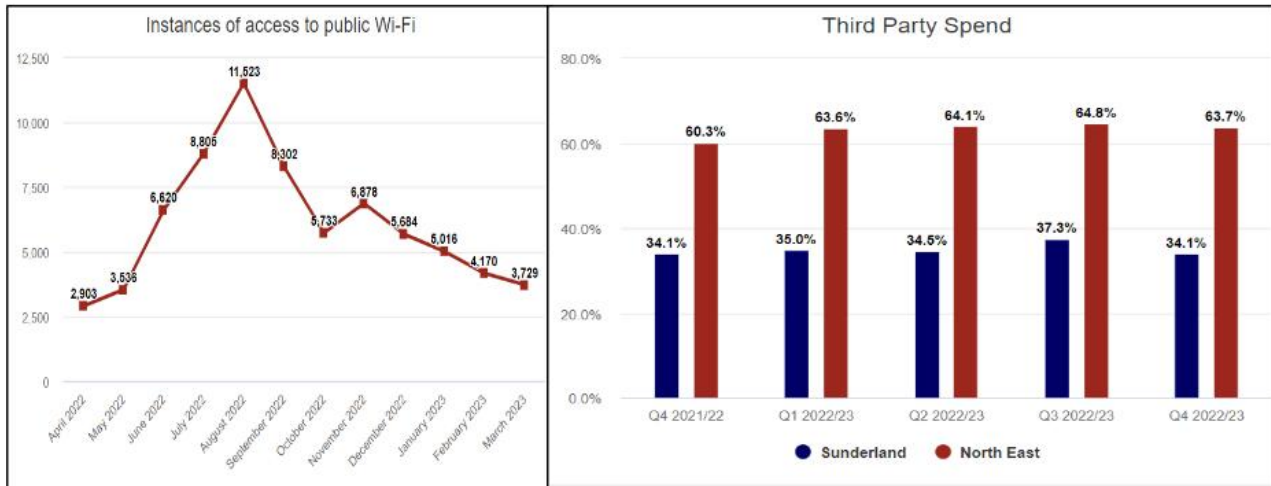


CITY CONTEXT

CURRENT DATA (LATEST AVAILABLE)	COMPARATIVE DATA	SUNDERLAND TREND
% of properties with ultrafast broadband March 2023: 74.6%	UK 74.9%	Improving (March 2022: 65.3%)
CO2 emissions estimates for Sunderland (per capita) 2020: 3.7 tonnes	NE 4.7, England 4.3	Improving (2016: 4.7 tonnes)
Employment rate Jan - Dec 2022: 71%	NE 70.5%, GB 75.6%	Improving (Jan – Dec 2021 68.9%)
Proportion of workers earning below Living Wage Foundation rates 2020/21: 17.4% (provisional).	NE 19.6%, GB 17.2%	Improving (2016/17: 21.5%)
Median wage workers 2022: £540.90	NE £575.20 GB £642	Improving (2018: £517.20)
% Population NVQ Level 4 qualification 2021: 24.7%	NE 34.4% GB 43.5%	Declining (2017: 27.3%)
GCSE - % achieving a grade 4-9 in Maths & English 2021/22: 62.3%	NE 65.8%, England 71.7%	N/A (previous years not comparable due to changes in assessment)
Level 3 (A level & equivalent) attainment by age of 19 in 2021/22: 49.7%	NE 53.9% England 60.7%	N/A (Exams & Teacher Assessed not comparable)
City Centre new homes Qtr. 4 2022/23: 0	N/A	No change (Qtr. 4 2021/22: 0)
People employed in the City Centre 2021: 14,141	N/A	Increasing (2017: 11,373)
Population of the City 2021 Census: 274,200	N/A	N/A (Census figure not comparable with 2020 mid-year estimate of 277,846)
Net Internal Migration 2020: -403	N/A	Declining (2016: -381)
New homes-built Qtr.4 2022/23: 204	N/A	Declining (Qtr.4 2021/22: 258)
Completed affordable homes Qtr.4 2022/23: 41	N/A	Declining (Qtr.4 2021/22: 54)

COUNCIL LED ACTION & PROGRESS

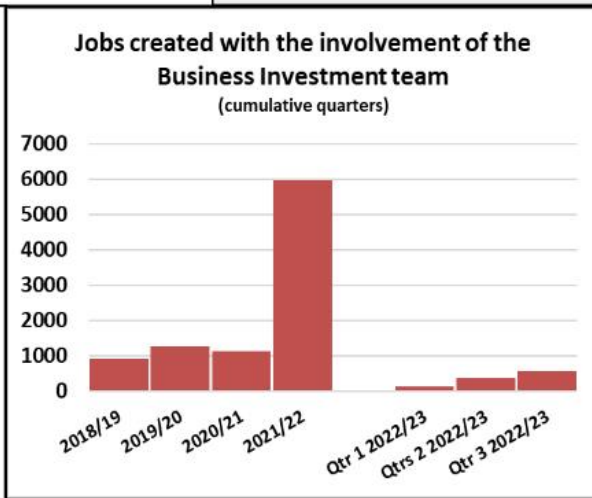
2022/23 Timeline	Status
Deliver connected, automated logistics project	Completed
Complete development of Hillthorn Business Park (Phase 1)	Progressing for completion in 2023/24
The Yard Business Hub Opens	Completed
Continued Advanced Digital Infrastructure Deployment	Completed
Sunderland Station South Entrance Open	Progressing for completion in 2023/24



CO₂

24

Small and medium enterprises supported through Low Carbon Projects 2022/23



2,060

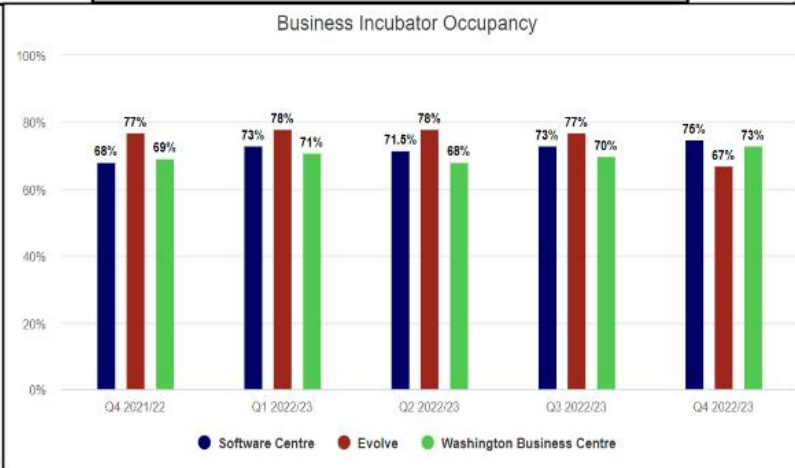
people benefitting from Community Led Local Development as at the end of Dec 2022

Target = 2,300 by June 2023

City Centre Office Jobs

2,000 (target)
By March 2024

962.5
As at end of March 2023



Empty properties back in use

8

Quarter 4 of 2022-23

A lower carbon city with greater digital connectivity for all

Our ambition is to lead the way on digital transformation to make Sunderland a Smart City, and through our Smart Cities Strategy we will deliver a range of use cases for smart working and living - with high speed and resilient digital connectivity central to our plans. In 2022/23 there has been continued advances in our digital infrastructure and this will continue further into 2023/24. In Quarter 4 road temperature sensors were deployed to support winter gritting as one of the ways in which smart sensors are being used across the city. Progress has been made on the City Fibre ring build with full completion expected around September 2023. Following on from the successful automated logistics pilot, in Quarter 4, Sunderland was awarded funding to pilot a self-driving shuttle bus service.

At the end of Quarter 3, the proportion of Sunderland properties with ultrafast broadband has increased to 74.6% (from 65.3% at the end of Quarter 4 of 2021/22). Although instances of access to public Wi-Fi appear to have fallen in Quarter 4, this may be reflective of a potential seasonal trend – though it is not possible to conclude this whilst the scheme continues to develop and expand. A substantial increase in the figures will be seen in Quarter 1 of 2023/24 as Sunderland's smart city infrastructure sees a huge expansion with the number of access points tripling as the roll out continues (with the area in which the service is available expanding by an extra 1.5 square kms, with a denser coverage across the city). Work is progressing on Wi-Fi extension to Riverside Car Park and plans are in place for Wi-Fi expansion to other key development schemes as they progress.

Sunderland City Council, along with partners across the city, is committed to playing its part in tackling the global challenge of climate change and to become a carbon neutral city by 2040. Previously published figures showed that progress is being made, with the latest CO2 emissions estimate for Sunderland per capita (tonnes per resident) at 3.7 for 2020 – reduced from 4.2 in 2019, and over the longer term from 4.7 in 2016. The Sunderland figure is also lower than both the North East and England (at 4.7 and 4.3 tonnes per resident).

The Council is committed to becoming net zero as an organisation by 2030, across all greenhouse gases, in addition to becoming carbon neutral. Latest (previously reported) data on tonnes of CO2 emissions from LA operations for 2021/22 at 7,405 tonnes, was up slightly from 7,094 in 2020/21 (during which reductions were likely accelerated due to Covid restrictions). Over the longer term, the figure has been significantly reduced, from 22,000 tonnes (recorded in 2017/18). 2022/23 figures are expected to be published in the Low Carbon Annual Report around September.

The Council's Low Carbon Action Plan (first published in January 2021) was updated and published in July 2022. The updated Action Plan identifies a series of over-arching objectives under each of the strategic priorities of: Our Behaviour, Policies and Practices, Built Environment, Renewable Energy Generation and Storage, Low Carbon and Active Transport & Reducing Consumption & Waste. The identified actions are wide ranging and align with the City Plan priorities across Dynamic, Healthy & Vibrant City.

Sunderland Council's drive towards becoming carbon neutral moved up a gear with the completion of the re-built Washington Parson's Depot. The depot and its workshops (a hub for the council's 450 vehicle fleet) has been updated through the re-build, with new low carbon features. These include 25 fast charging and five rapid charging points for electric vehicles (that can be charged up with energy from roof mounted solar panels) - serving the increasing proportion of council vehicles that are now electric. Through our rapid charging station, we continue to support the wider use of electric vehicles in the city. There were 2,211 transactions at electric vehicle rapid charging units in Quarter 4 taking the total to 8,883 – 3,647 more than in 2021/22 (at 5,236).

Phase 1 of the local authority energy efficiency Digital Catapult pilot project has been completed (2 sites). A further 12 sites are to be installed with the technology as part of Phase 2 with the

Smart City Joint Venture partnership, connected to the city-wide Lorawan network in order to monitor and reduce energy use/carbon emissions.

We are supporting increased business take-up of low carbon initiatives through the delivery of the Sunderland City Council (SSC) and Northeast (NE) Low Carbon projects. Through the Sunderland element, 7 SMEs have been supported in Quarter 4 (taking the total to 24 for the year 2022/23).

In Quarter 4 the Green Champions Network was launched following on from initial engagement in Quarter 3.

More and better jobs

Our focus in the City Plan was on increasing the number of well-paid jobs in the city by promoting growth in key sectors including automotive and advanced manufacturing, financial and customer services, digital and software, as well as increasing professional services in the city centre, and port related activity.

As the Covid-19 pandemic hit in 2020, and persisted into 2021, businesses and employment were impacted, and our focus in 2022/23 has been to ensure that the city and its residents emerge from the pandemic in a strong and competitive position. The employment rate for Sunderland, at 71% (125,300 aged 16+) for the year 2022, has risen compared 2021 (at 68.9%). The Sunderland figure continues to be above the North East rate (at 70.5%). The rate for Great Britain, for the same period is 75.6%.

We continue to work to encourage and enable target employment sector growth. This includes growth in the media and communications sector with a partnership to support the building of Crown Works Studios – high end TV and film studios that are expected to create around 8,450 jobs.

The Port continues to focus on increasing its economic activity, with a turnover of £1.622m and 187,271 tonnage processed in Quarter 4. The trading position of the Port is reported to the Port Board and incorporated within the quarterly revenue budget monitoring reports to Cabinet. The Port generated a trading profit of £683,000 in 2022/23.

The Yard Business Hub building was handed over from the construction company to the developer in December 2022 and is now open. Phase 1 of Hillthorn Business Park is progressing, however, due to construction delays the first buildings are now expected to be completed by November 2023.

We continue to ensure that our Council activity supports the local economy where possible. In Quarter 4, 63.7% (£73.038m) of all Council third party spend was within the regional economy, and £979,708 of social value was secured through our procurement projects.

More local people with better qualifications and skills

Through the City Plan, the aim is to ensure that residents' skills and qualifications enable them to secure good jobs that match the needs of employers in key sectors thereby reducing the gap in the median wage between Sunderland residents and Sunderland workers.

Previously released provisional data for the median weekly wage showed that the gap between Sunderland residents and Sunderland workers reduced from £29.30 in April 2021 to £4.30 in April 2022. Figures for both (residents and workers) however, remain above the North East and Great Britain with the median weekly wage for residents at £537 (NE £580, GB £642) and for workers at £541 (NE £575, GB £642).

Previously published data showed an increase to 17.4% (in the tax year ending April 2021) in workers living below the Living Wage Foundation rate, when compared with the tax year ending 2020 (at 16.1%). Overall, however, the figure represented an improvement in the long term, with the figure for the tax year ending April 2017 at 21.5%. Local data shows there are 23 accredited real Living Wage employers with headquarters in Sunderland (as well as further employers with a branch in Sunderland) and 8,876 employees employed by Living Wage employers with a HQ in Sunderland. At the end 2023, the operational delivery team is in place to drive accreditation and we have achieved our intention to recruit and secure as anchor organisations 5 large employers and 20 community and voluntary sector organisations.

As the city and its residents emerge from the pandemic, we will seek to ensure residents have the skills to be in a strong and competitive position to access employment. We will continue to focus on tackling the barriers for those least able to access employment through initiatives such as Community Local Led Development (CLLD). 2,060 people had benefitted from CLLD as at the end of March 2023.

Previously published data showed that 24.7% of the Sunderland population had a Level 4 qualification in 2021 (compared with the North East at 34.4% and Great Britain at 43.5%). These statistics are sourced through the Annual Population Survey to produce an estimate. For the year of 2022, the sample size has been deemed too small to produce a reliable estimate for Sunderland and therefore figures are not available. Validated GCSE results (published February 2023) for the academic year 2021/22 show that in Sunderland 62.3% of students achieved a grade 4-9 in Maths & English, lower than the North East at 65.8% and England at 71.7%. Validated results for summer 2022 showed Level 3 (A-level and equivalent) attainment by the age of 19 at 49.7%, lower than the North East at 53.9% and England at 60.7%. GCSE and Level-3 results for summer 2022 are not directly comparable with previous results due to changes in the way GCSE examinations were awarded due to Covid.

A stronger city centre with more business, housing, and cultural opportunities

As we recover from the COVID-19 pandemic our aspiration is that Sunderland city centre will drive transformational economic growth with Riverside Sunderland clearly demonstrating our investment ambition. In the long term there will be more people living and working in the City Centre.

Through Riverside Sunderland we aim to create a vibrant new city centre residential community of 1,000 sustainable new homes, promoting more city centre living (previously published figures showed the City Centre residential population at 3,089 mid 2020). Alongside the delivery of new homes, Expo Sunderland will provide events and experiences to engage visitors in new and sustainable ways of living.

Riverside Sunderland will also comprise of 1 million square feet of modern offices, commercial premises, and other employment space, creating new sites for businesses to grow and with the aim of workspace for 8,000 – 10,000 quality jobs. Progress has been made on the new Eye Hospital development on Riverside with the tender evaluation undertaken as at the end of Quarter 4. Previously published figures for 2021 show 14,141 people employed in the city centre, an increase on the figure of 13,348 in 2020. At the end of Quarter 4, 962.5 new city centre office jobs have been created since April 2019.

We continue to progress our plans for a range of physical developments in the city centre - such as Sunderland Station. Construction of the South Entrance of the new station commenced in May 2022 and contractor works are expected to complete in summer 2023.

More and better housing

Through our City Plan we seek to ensure that Sunderland offers the opportunities that families and individuals need to achieve their ambitions – with a housing offer that reflects the homes

that people aspire to live in. This includes larger family homes as well as more affordable homes. This will be achieved through the delivery of key housing sites.

Figures previously published for out-migration showed a slowing from a net of -511 in 2019 to -403 in 2020 (latest available data). Whilst the figure is higher than the five-year long-term trend figure of -381 for 2016, the 2016 figure was the lowest figure reached before figures declined substantially in 2017 (to -748) and then began reducing year on year.

In Quarter 4, there were 259 additional homes in the city (including new and conversions) - of which 144 are in council tax bands C-G. There were 204 homes that were newly built in Quarter 4 taking the total for the year to 1,037. Although the figure for Quarter 4 of 2022/23 is lower than Quarter 4 of 2021/22 (at 258), the figure for the full year of 2022/23 is higher than the figure for the year of 2021/22 (at 912). In Quarter 4 progress was made on the South Sunderland Growth Area with the Ryhope to Doxford link road completed.

There have been 41 completed affordable homes in Quarter 4, taking the total for 2022/23 to 178. Although the figure for Quarter 4 of 2022/23 is lower than for Quarter 4 2021/22 (at 54) the total for the year in 2022/23 is more than the total for 2021/22 (at 150). It should be noted that some previous figures have been adjusted with further information on affordable homes becoming known at the end of the year (resulting in an increased number). There were 47 social houses delivered in 2022/23.

Alongside more homes, we are also committed to ensuring that the housing we have is of quality. 8 empty properties were brought back into use in Quarter 4, taking the total for 2022/23 to 67. 207 privately rented properties were inspected for hazards in Quarter 4, taking the total for 2022/23 to 866.

HEALTHY SMART CITY

Reduce health inequalities enabling more people to live healthier longer lives – access to equitable opportunities and life chances – people enjoying independent lives – a city with great transport links – cleaner and more attractive city and neighbourhoods.

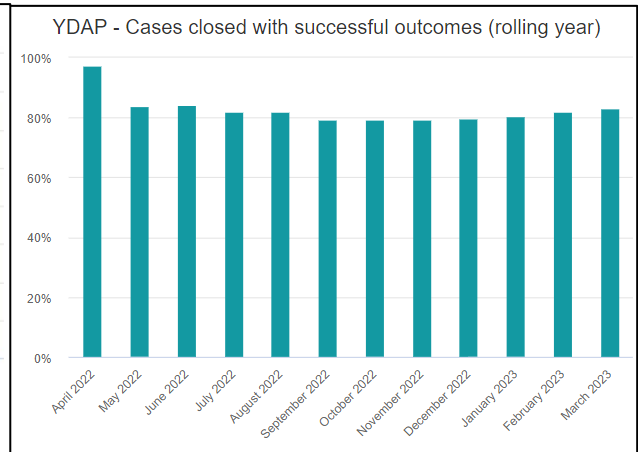
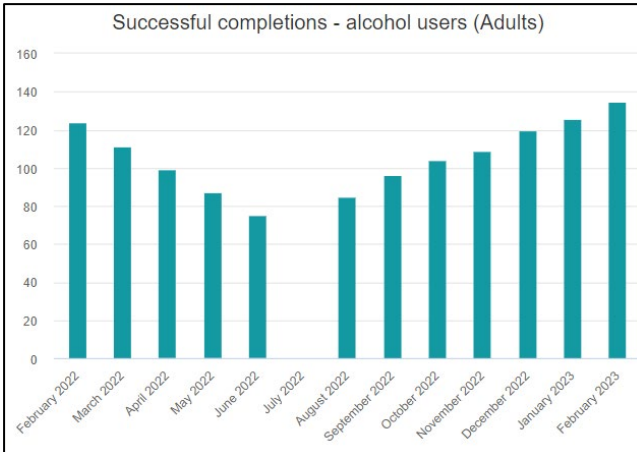


CITY CONTEXT

CURRENT DATA (LATEST AVAILABLE)	COMPARATIVE DATA	SUNDERLAND TREND
Healthy Life Expectancy at birth 2018-2020 as at 2021/22: Female: 56.9 yrs. Male: 56.1 yrs.	England 63.9 yrs. NE 59.7 yrs. England 63.1 yrs. NE 59.1 yrs.	Declining (2014-2016: 59.3 yrs.) Declining (2014-2016: 58.8 yrs.)
Admission episodes alcohol-related 2021/22: 2,668 (Broad, Persons, per 100,000 pop)	England 1,734, NE 2,323	N/A (Not comparable due to change in methodology)
Smoking prevalence 2021: 15.2%	England 13%, NE 14.8%	Improving (2017: 22.7%)
The proportion of adults living with overweight or obesity 2020/21: 69.1%	England 63.5%, NE 67.7%	Declining (2016/17: 67.7%)
Prevalence of overweight (incl. obese) among children in Year 6 2021/22: 45%	2021/22 England 37.8%, NE 40.9%	Declining (2017/18: 40.9%)
% Of people that are fairly active / active (Active Lives – Public Health) 2021/22: 75.5%	England 77.7%, NE 75%	Improved (2017/18: 72%)
Women who smoke at time of delivery Qtr. 3 2022/23: 14.3%	England 8.6% NE 11.8%	Improving (Qtr. 3 2021/22: 15%)
EYFSP Good level of development 2021/22: 63.7%	England 65.2%, NE 64.1%	Declining (2017/18: 71.2%)
Teenage pregnancy (under 18 conception rate) rolling year: Qtr. 3 2021/22: 26.4	England 13.1, NE 19.8	Declining (Qtr. 3 2020/21: 21.7)
Proportion of people (18+) living independently (without social care services) Qtr. 4 2022/23: 98.2%	N/A	Stable (Qtr.3 2021/22 98.2%)
Litter - % of relevant land & highways with deposits that fall below an acceptable level Qtr. 4. 2022/23: 18.2%	N/A	Declining (Qtr.4 2021/22: 16.4%)

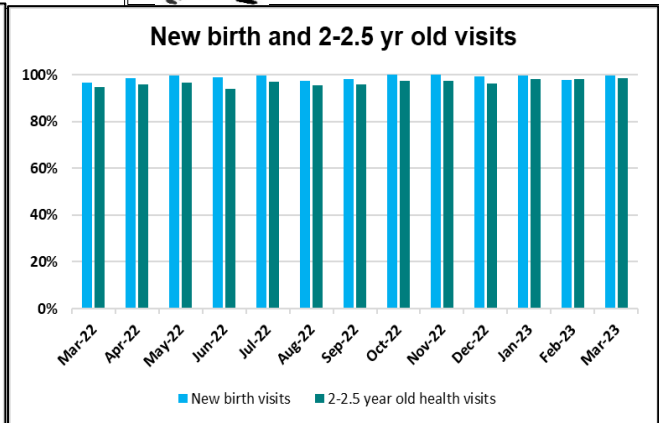
COUNCIL LED ACTION & PROGRESS

2022/23 Timeline	Status
Better walking and cycling routes linking communities to riverside and sea front and green spaces	Progressing
Reduction in smoking in the city	Completed
More people physically active	Completed
Improvement in household recycling rates	Completed
More people enjoying independent lives	Completed
Digital Catapult affordable warmth testbed delivered	Completed

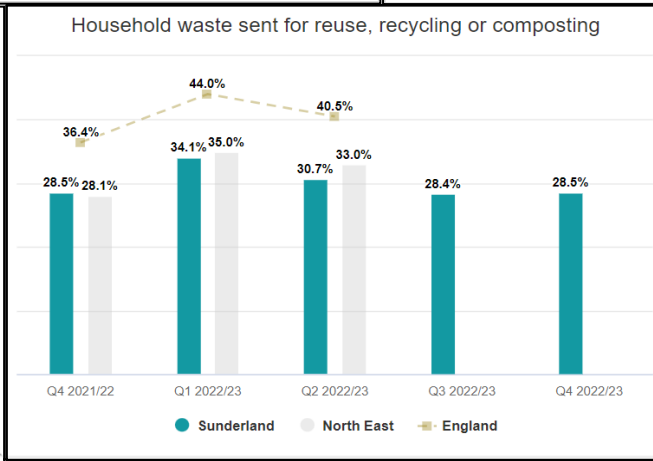


3,379 homes with assisted technology supporting independent living as at the end of March 2023.

8,425 Individuals took part in Active Sunderland BIG events in 2022/23.



2,146 place enforcement activities completed in Quarter 4



New adopted roads, footpaths, and improved cycleways

3,208m Roads
5,929m Footpaths
3,860m Cycleways

2022/23

Initial provisional figures may be adjusted in subsequent quarters.

Reduce health inequalities enabling more people to live healthier longer lives

Our City Plan recognises the need to ensure that health and wellbeing outcomes are significantly improved, with previously published healthy life expectancy at birth in Sunderland (at 56.1 years for males and 56.9 for females 2018-2020), lower than the North East and England and declining. The Healthy City Plan is our Health & Wellbeing Board's joint Health & Wellbeing Strategy through which we will address health inequalities. Health integration is being progressed through a road map for the establishment of integrated place-based arrangements. The partnership and place level collaborative agreements are in place and joint committee arrangements have been formally established with VCSE, patient and public involvement.

Hospital admissions for alcohol-related conditions (broad) were at 2,668 (episodes per 100,000) for Sunderland for 2021/22 (North East average 2,323, England 1,734) – an increase on the previous year figure (longer term trend comparison not applicable due to changes in how the statistics have been compiled). The rate for the three-year period 2018/19-2020/21 for under 18s alcohol admissions per 100,000 was 76 for Sunderland - an improvement on the previous rate of 82.4, (North-East rate 52, England rate of 55.4). Latest available figures for successful intervention completions for Adults Services for alcohol, and for the Youth Drug and Alcohol programme (all substances) are shown in the charts (data not collected in July each year for adults, a new performance framework comes into effect for Adults Services from April 2023).

A new Drug and Alcohol Strategy has been developed and is now in place. In 2022/23 we set out to integrate Changing Futures into the Drug and Alcohol Strategy and this has now been completed. The Changing Futures programme aims to change the way we support people with complex needs (including substance misuse) who often come into repeat contact with a range of agencies and struggle to break their cycle of disadvantage. By working together to change systems and change services the programme aims to change the futures of the most disadvantaged adults in our communities. Additionally, in 2022/23 a range of intervention projects /programmes have been delivered through the Year 1 Supplementary Substance Misuse Treatment and Recovery grant. In Quarter 4, the annual national Dry January campaign, which encourages people to take a break from alcohol for the month of January, was once again supported in Sunderland. Communications promoting the campaign were shared with colleagues through various internal channels and with residents through social media, resident newsletters and key partner networks. The social media campaign achieved 9.1k views.

The previously published figure for smoking prevalence confirmed a reduction in smoking from 22.7% in 2017 to 15.2% in 2021 (there have been some adjustments to figures due to changes in counting rules in the period). In the same period the gap between Sunderland and England has reduced from 7.8 to 2.2 percentage points and the gap with the North-East reduced from 6.5 to 0.4 percentage points.

In Quarter 3 of 2022/23 (latest available data) 45% of smokers setting a quit date successfully quit at 4 weeks (111 successful quitters of 247 quit attempts). This combines Specialist Stop Smoking Service (SSSS) and Universal NHS Stop Smoking Services data. Quit rates for the SSSS were higher than the Universal services. A new provider commenced managing the SSSS from 1st April 2023, the service will provide high-quality, evidence-based specialist support to smokers to quit and acts as a single point of contact for all stop smoking services in Sunderland. The refreshed service specification includes an enhanced role for the SSSS to mentor the Universal NHS Stop Smoking Service providers and support with quality assurance and increasing their capacity, leading to better outcomes for their clients. From April 2023 there will be a renewed focus on targeting high prevalence priority groups and a lead practitioner approach will be introduced to strengthen leadership across the system and support key partners within the NHS, Children's Services and beyond. Sunderland and South Tyneside Foundation Trust are working closely with partners on their roll out of Treating Tobacco Dependency Services for inpatients and pregnant women as part of the NHS Long Term Plan.

Previously published figures for the proportion of adults who are overweight, or living with obesity, showed a reduction from 73.5% in 2019/20 to 69.1% in 2020/21 (though figures remained above the Northeast and England).

Covid 19 impacted on the delivery of the National Child Measurement Programme at a local level, for the academic year 2020/21 (thus local figures not available). Nationally, in 2020/21 there was a sizeable increase, however, the latest figures show a reduction nationally with a move back towards pre-covid rates. Figures for the most recent period (academic year 2021/22) include local level data. In Sunderland 45% of children in Year 6 were overweight (including obese) - a deterioration from the 36.9% recorded in 2019/20 and the 2016/17 long-term trend figure of 40.9%. Sunderland's prevalence is higher than both the England and North East averages. Prevalence in 2021/22 in the North East was 40.9% and in England 37.8%, with both increased in comparison to the 2016/17 long-term trend figure.

A range of programmes, projects, services are being delivered by the city council and partners, as part of a long term, 'systems wide approach' to healthy weight. In 2021 Sunderland secured funding to deliver a Tier 2 Adult Weight Management Service – commencing August 2021 and funded to December 2022. The programme was evaluated, and public health funding has been agreed to continue for a further 2 years, targeted at 3 geographical areas each year, where need is greatest (people will be able to access from across the city). Figures for the recommenced programme will be available from Quarter 2 of 2023/24. Alongside this there has been the ongoing delivery of the Change for Life Programme. In Quarter 4, the Change for Life Programme delivered 114 school sessions with 4,508 school children benefitting. There were 14 Change for Life programmes delivered with a 95% successful completion rate. The Omega Healthy Eating and Growing programme recommenced in the Spring and engagement figures for this year's programme will be available later in the year.

Data for 2021/22 now published by Public Health England, shows that 75.5% of people in Sunderland were active or fairly active – an increase of 1.5 percentage points on the previous 2020/21 figure of 74% and an increase of 3.5 percentage points on the long-term trend comparison period of 2017/18. Sunderland is now better than the North East figure of 75% (England 77.7%). The figures show that we have achieved our aspiration for more of our resident population to be more active and we continue to have a range of projects and programmes in place, including national and international events, and targeted community schemes to keep people more active going forward. Active Sunderland delivers a number of sport festivals, events and a weekly walking programme to inspire people to become more active. There were 555,100 Leisure Centre attendances in Quarter 4, and 370 participants in Active Sunderland Big Events (taking the total to 8,425 for 2022/23). In Quarter 4 there were 156,952 visitors through the turnstiles of Football Hubs. New additional activity programmes are starting in 2023/24 and will be reported from Quarter 1.

Previously published validated data for the three-year period of 2019-2021, showed the suicide rate for Sunderland reduced to 14.2 per 100,000 (age 10+) from 14.4 (for 2018-2020), though it remained above the England rate of 10.4 and Northeast rate of 13. The suicide prevention action plan is currently being refreshed, to ensure priorities continue to be evidence based and address local priorities. The Public Health Practitioner post for Public Mental Health has been appointed to, commencing in May 2023. The Public Mental Health Concordat for Sunderland was endorsed and signed off by the Office for Health Improvement and Disparities in January 2023 - this framework and action plan will support work to improve mental health wellbeing, which will contribute to the suicide prevention agenda. A new programme of suicide prevention training (A Life Worth Living) has been commissioned, with the contract awarded for 4 years from 1st December 2022. This training is available to people who live and work in Sunderland and is provided by Washington Mind. Signage on bridges has been updated and additionally further Samaritans signage has been erected at key points on both sides of Wearmouth Bridge, promoting the helpline number and the message 'Talk to us, we'll listen'.

We continue to support the Better Health at Work Award. The programme is targeted at reducing health inequalities within our working population in Sunderland, in line with key

priorities within the Healthy City Plan. Currently, 47 workplaces in the city are actively participating in the award.

Access to equitable opportunities and life chances

We are taking a life course approach to health and wellbeing starting with the early life stages of preconception to early years and adolescence under this commitment. In Quarter 3 (latest available data) the proportion of women smoking at time of delivery was 14.3% (89 smokers of 621 maternities). This is higher than the North-East at 11.8% and England at 8.6%, though lower than the same period in the previous year (at 15%). Reducing the rates of tobacco dependency in pregnant women is a high priority for the Sunderland Smokefree Partnership and within the Best Start in Life work stream, and partners are working closely together to embed the Treating Tobacco Dependency pathway as part of the NHS Long Term Plan. The Public Health 0-19 service are following the regional pathway and a pilot is being undertaken to roll out CO monitoring at all mandated visits.

The proportion of infants being breastfed, at 25.5% for Quarter 4 of 2021/22 (latest available previously reported data) remains below the England position of 48.9% (Northeast figures unavailable). Latest local (unvalidated) data from the health visiting service shows that breastfeeding prevalence at 6-8 weeks was 30%, with a prevalence of 33.3% for 22/23. The provider has been undertaking work to ensure any data quality issues are addressed. The indication is that the rates being reported in Sunderland should soon start to show an improvement. In 2022/23 the 0-19 Public Health Service have been working towards UNICEF UK Baby Friendly level 3 status and were assessed in April 2023 with good feedback received overall.

99.5% of new birth visits and 98.3% of 2.5-year-old checks have been carried out in timescale. Validated national statistics shows performance was better than for England and the North-East.

Previously published 2021/22 results for the Early Years Foundation Stage Profile (EYFSP) Good Level of Development showed that in Sunderland 63.7% of children achieved a good level of development – lower than the North East (at 64.1%) and England (at 65.2%). In Sunderland and across the North East and England fewer children achieved a Good Level of Development in comparison to the pre pandemic figures. The 2019/2020 and 2020/21 academic years publications were cancelled due to Covid-19.

The rate of under 18 conceptions (teenage pregnancy rate based on conceptions per 1,000 women aged 15 -17) for Sunderland was 26.4 in Quarter 3 of 2021/22 (latest available data) – up on the same period in the previous year (at 21.7). This is above the England and North-East rates (of 13.1 and 19.8 - for Quarter 3 of 2022/2023). The rise was anticipated from local intelligence following reductions during Covid. The programme in place to support this area of work includes: ongoing offer of the C-Card for young people (from age 13), sexual health advice and support (including pregnancy testing, access to condoms and emergency contraception via the school nursing service), targeted sessions delivered in schools, provision of access to free emergency contraception through pharmacies in Sunderland and via the specialist sexual health service, provision of access to free long acting contraception with further work ongoing to widen choice for point of access, a young person's contraceptive nurse (specialist sexual health service), providing in clinic and outreach services (including emergency access) and an Options Advisor. Outreach and education for young people aged 11-18 is being provided in Sunderland (delivered by Brook), with a focus on promoting healthy relationships and an understanding of acceptable behaviours and attitudes in relation to relationships and sexual health, alongside pregnancy choices. Upon introduction of statutory relationships, sex and health education (RSHE) in schools, a dedicated 2-year resource was implemented to support quality assurance of delivery.

People enjoying independent lives

98% of people aged 18+ in the city live independently (without social care services, based on mid-year population estimates) and we remain committed to ensuring people in the city can enjoy independent lives. With the roll out of the assistive technology in the home offer, 3,379 homes had the technology by the end of March 2023.

76% of people who use services have control over their daily lives based on latest figures for 2021/22 (North East 79.2%, England 76.9%).

We recognised the significant role in Carers in enabling people to live independently. Following on from the previous Carers bi-annual survey, Let's Talk Carers engagement was initiated. The consultation enabled us to receive feedback from Carers to inform the design of the Carers Strategy with actions being taken to improve and co-produce services based on input from those with lived experience. In Quarter 4 the Carers Strategy was finalised.

Latest available published data on the rate of emergency hospital admissions due to falls in people aged 65+ (per 100,000), showed a decrease from 3,164 in 2020/21, to 2,710 for 2021/22 for Sunderland though figures remain above the North East (at 2,531) and England (at 2,023). Although the Sunderland figure decreased over the last year, the North East and England figures increased in the same period.

Great transport links with low carbon and active travel opportunities for all

Our emphasis within this City Plan commitment is about ensuring that people can move around the city with ease through improved transport routes - enabling access to key employment sites. Alongside vehicle transport routes, great travel links is also about having the necessary infrastructure to enable active travel. In 2022/23, there were 1,174m of adopted roads, 1,526m of adopted footpaths and 1,910m of new or improved cycleways (taking totals for 2022/23 to 3,208m adopted roads, 5,929m adopted footpaths and 3,860m improved cycleways).

Progress has been made on a new smart pedestrian bridge crossing the River Wear. In Quarter 4 the construction contract was awarded, and the construction phase has now commenced on site with enabling works and mobilisation of the site compound on the north bank.

We are encouraging take-up of active, sustainable travel options through a range of schemes. In Quarter 4, there were 118 new sign-ups to the Sunderland Step-up App encouraging walking.

2,198 children have taken part in cycle training and 4,982 school children have taken part in pedestrian training in 2022/23. In March 2023, Sustrans Big Walk and Wheel took place which aims to inspire pupils to make active journeys to school, improve air quality in their neighbourhood and discover how these changes benefit their world.

Cleaner and more attractive city and neighbourhoods

Our focus here is on promoting environmental responsibility amongst residents to achieve a cleaner and more attractive city.

The City Plan Timeline activity of an improvement in household waste sent for reuse, recycling or composting was confirmed as completed in Quarter 2, as performance reached 34% (above the target set of 32%). In Quarter 4, the proportion (provisional figure) has fallen to 26% (7,437 tons recycled, reused or composted of 26,075.8 tons of total household waste) however, this is consistent with performance in the same period in the previous year and follows a seasonal trend in which there are lower levels of recycling / composting over the winter months reflecting lower levels of garden waste. Work has been ongoing to improve the recycling rates across the city through a programme of education and enforcement. Comparator figures are shown in the chart.

At the end of Quarter 3, the percentage of relevant land and highways assessed as having deposits of litter that fall below an acceptable level was 18.2%, higher than the Quarter 3 figure of 7.5% and higher than the same period in the previous year (at 16.4%).

Within quarter 4 there is a seasonal trend around higher levels of litter at that time of year, due to factors including; vegetation dying back to its furthest point exposing previously hidden and trapped litter, some highspeed roads will not have been accessed due to the fact grass cutting won't have taken place since Quarter 2 thus we are unable to litter pick, the seasonal task of leaf fall removal is at its most prevalent, winter maintenance activities during the period can impact upon sweeping and litter picking frequencies and staff sickness during quarter 4 is generally higher than any other period.

However, steps have been taken to address the season trend, which include: an extensive review of the large mechanical brush programme has been undertaken and new routes implemented, ensuring the most effective use of the resource whilst covering more of the City's network. In addition, a recent recruitment process has seen a further dedicated brush driver introduced meaning our brushes are now operating more consistently day and night, 7 days per week. A training plan has also been developed to upskill the winter maintenance technicians to allow them to undertake a wider variety of tasks whilst on duty including both large mechanical brush and precinct sweeper duties when weather conditions permit. It is envisaged that these service developments will progressively improve standards realising greater capacity to deal with the additional pressures quarter 4 can present.

In terms of the purpose of this monitoring, this is a national standard which means we are proactive in assessing the environmental standards of the City and look to deal with any issues arising. Our response to areas identified is to look at frequencies of cleansing but also whether a mechanical brush is needed instead of a manual litter pick. In addition to this local services and enforcement colleagues work closely together to ensure hotspots are on the radar for enforcement patrols. The figures provided represent a snapshot in time of one operative's visit to an area and their assessment/record means that the location is not left in that condition should it be found to be below the acceptable level. Further, the snapshot doesn't indicate that the location has been in an unacceptable condition for a considerable period of time and all efforts are made to improve the condition of locations moving forward. There is a city wide response team that can be deployed to target significant issues.

Work is also underway to relaunch the littering campaign in the coming months.

The % of relevant land and highways that is assessed as having levels of dog fouling that fall below an acceptable level was 0.7% and graffiti was 4.2%.

We are issuing sanctions where appropriate following enforcement investigations. In Quarter 4, 2,146 enforcement activities had been carried out (taking the total for the year to 8,416). The enforcement activities in Quarter 4 were: 299 investigations, 1140 warning letters, 8 Community Protection Warnings, 4 Section 47 notices (businesses) and 192 Section 46 notices (residents). Both section 46 and 47 notices relate to the storage, disposal and presentation of waste under the Environmental Protection Act 1990.

Sunderland is one of six local authorities in the North East joining forces with environment organisations to plant trees across the region as part of the North East Community Forest – improving the natural environment and creating healthier and happier places. The North East Forest initiative aims to plant up to 500 hectares of trees by 2025, with a long-term goal to increase canopy cover across the north east to 30% by 2050 – almost double the current national average. Contributing to this, we set out to deliver 13 hectares of new tree planting in Sunderland in the 2022-23 planting season. At the end of the year this has been exceeded with 21.9 hectares planted. A Tree management strategy is in place with the award of a 3-year contract ensuring arrangements for inspection regimes, timely identification of hazards, response to complaints and other tree monitoring and management requirements.

VIBRANT SMART CITY

More resilient people – more people feel safe in their homes and neighbourhoods – more residents participating in their communities – more people visiting Sunderland and more residents informing participating in cultural events, programmes, and activities.

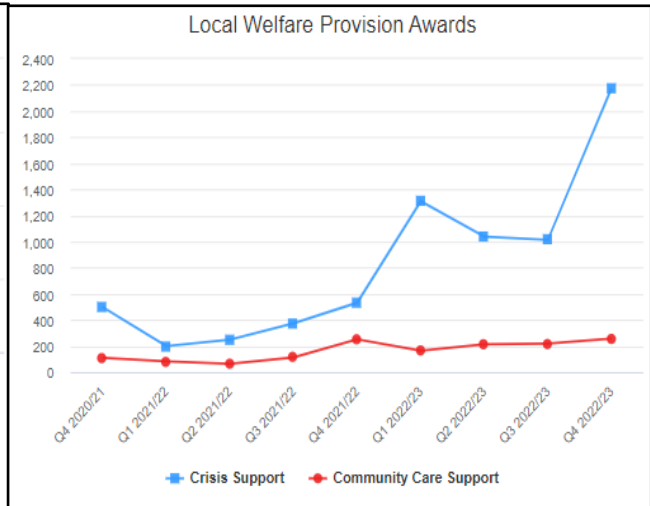
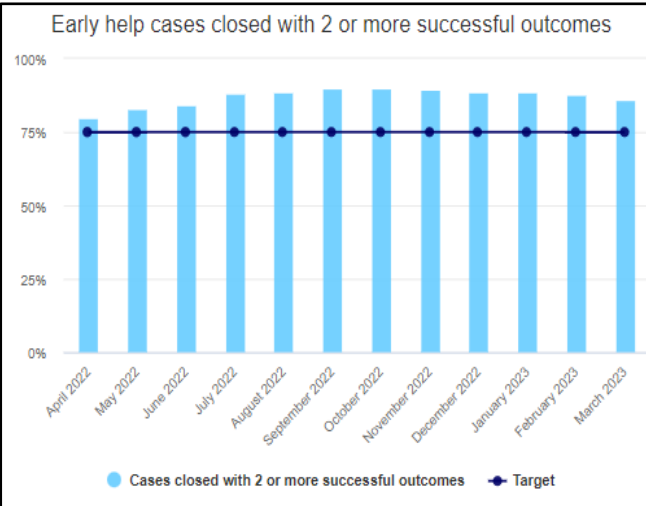



CITY CONTEXT

CURRENT DATA (LATEST AVAILABLE)	COMPARATIVE DATA	SUNDERLAND TREND
Rate of cared for children (per 10k) Mar 2023: 93.3	England 70 NE 110 SN 111.8	Improving (Mar 2022: 100.6)
Rate of CYP subject to a child protection plan (per 10k) Mar 2023: 55.2	England 42.1 NE 62.6 SN 59.4	Improving (Mar 2022: 60.2)
Rate of Children in Need (per 10k) Mar 2023: 370.4	England 334.3 NE 470.7 SN 452.9	Improving (Mar 2022: 388.1)
Residents supported by food banks Qtr.4 2022/23: 9,893	N/A	Declining (Qtr. 4 2021/22: 5,817)
Crime (recorded incidents) 2022/23: 29,198	N/A	Declining (2021/22: 27,982)
Residents' feelings of safety (local) 2022/23: 94%	Northumbria Force 95%	No change (2021/22:94%)
The proportion of people who use services who feel safe 2021/22: 72.5%	England 69.2% NE 73.8% SN 71.1%	Declining (2017/18: 78.6%)
Number of visitors to the city 2021: 5,730,000	N/A	Declining (2017: 8,760,000)
Overall spend of visitors to the city 2021: £314m	N/A	Declining (2017: £429m)


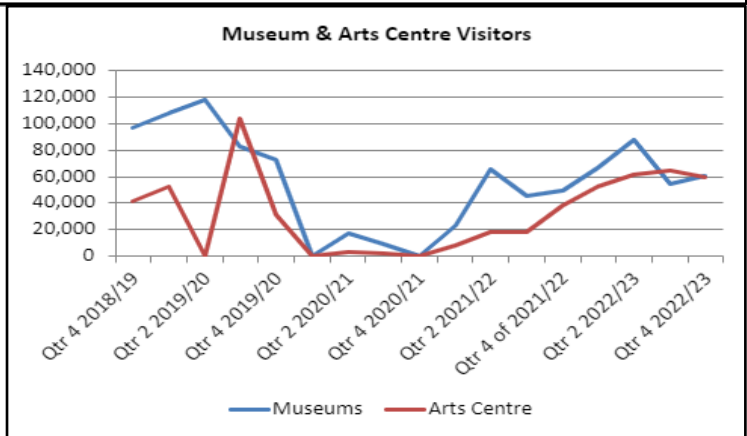
COUNCIL LED ACTION & PROGRESS

2021/22 Timeline	Status
Launch new domestic abuse services model	Completed
New national/international events including British Triathlon Super Series	Completed
World Class music events staged in the city	Completed

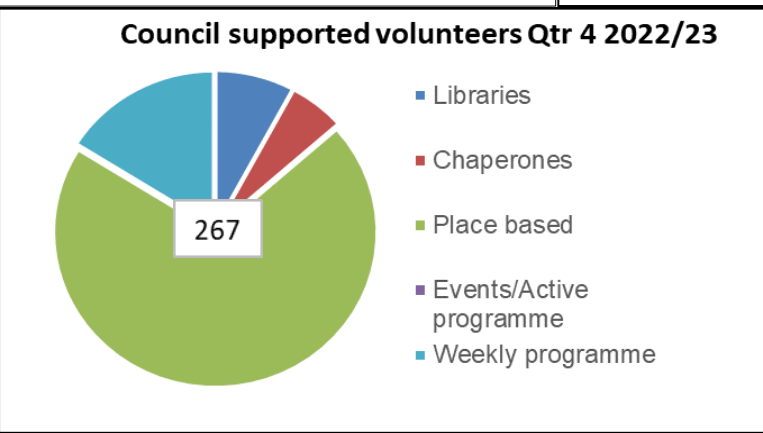



59 Events facilitated by the Council, on Council land / in council buildings in 2022/23


64 Activities delivered by the Heritage Partnership
Quarter 4 2022/23

Figures not available for Arts Centre Qtr.2 2019/20. Museum / Arts Centres closed Qtr.1 & Qtr. 4 2020/21 due to COVID-19.



34 retailers in the city engaged in the responsible retailers' scheme.



as at the end of Quarter 4 2022/23

More resilient people

We will support families to enable them to be resourceful to respond to challenges and achieve the best possible outcomes for their children. The rates of children in need, children subject to a Child Protection Plan, and Cared For children, have continued to reduce in Quarter 3 compared with the same period in the previous year.

At the end of Quarter 4, 85.8% of early help cases closed with successful outcomes (target 75%), 8.1% of Cared for Children have experienced 3+ placements within the last 12 months (target 10% or less) and 97.7% of Cared for Children had an up-to-date Personal Education Plan (target 90%).

Through support to families with children in need, and intervention in families with children subject to a child protection plan, we seek to increase resilience in families and monitor how often worries are raised about children that we have already tried to help. At the end of Quarter 4, 24% of referrals to TFC were re-referrals within 12 months (target 23%), an increase on the same period in the previous year (at 19.7%). 14.9% of children subject to a child protection plan had a repeat plan within 2 years (within target of 15%), an increase on the same period in the previous year (at 6.9%).

We know that our communities have been greatly affected by the COVID-19 pandemic, with hardship continuing for some in the face of challenges presented by the rise in the cost of living. The number of residents supported by food banks has risen continually over the last two years, reaching 9,893 in Quarter 4 – 4,076 more than in the same period in the previous year (at 5,817).

In Quarter 4 there were 2,157 Crisis Support Awards made taking the total to 5,537 for 2022/23 - 4,184 more than the 1,353 awards made in 2021/22. In recent periods, however, the figures for Crisis Support Awards have included awards made under the Council's Household Support Fund. This is for people struggling with energy and food costs and Household Support Fund awards are considered before Crisis Support Awards are made. In Quarter 4 there were 257 Community Care Support Awards made taking the total for 2022/23 to 855 (there were 514 Community Care Support Awards made in 2021/22).

In mid October 2022, a Cost-of-Living Hub went live, giving information on how to access a range of advice and support to cope with the cost of living including: government help available, help with energy costs, coping with debt and dealing with finances, warm spaces, food support services and more. To the end of March 2023 there were 13,813 page views in total (7,130 unique page views).

There were 67 Warm and Welcoming spaces open as at the end of March 2023, with 25,128 people accessing them during January – March 2023.

The 'Bread and Butter Thing' aims to mitigate food poverty through a community led food club that intercepts surplus food and redistributes at a low cost to households and individuals. Between January and March, the Public Health and Communications Teams worked with the team at 'The Bread and Butter Thing' to promote the opening of four affordable food hubs. Promotional posters and videos were produced and shared through various channels to raise awareness of the offer. Social media posts resulted in 2000 clicks, reaching 100.2k social media accounts with 311 shares and retweets.

More people feeling safe in their homes and neighbourhoods

This commitment relates both to people feeling safe from crime and vulnerable adults who use our services feeling safe.

The percentage of residents who felt very or fairly safe was consistently above 95% between 2012/13 to mid-2020 when figures fell slightly to 95% (based on the Northumbria Police Survey). For the 12-month period to the end of March 2023 the figure is 94%, 1% below the Northumbria Force wide figure of 95%. Crime for April 2022 to March 2023 (at 29,198 recorded incidents) has increased when compared with the same period in the previous year (27,982 incidents).

A holistic Domestic Abuse Services model was successfully launched in April 2022. The service provides: safe accommodation with specialist onsite support, specialist outreach support for victims, survivors and children, early intervention, perpetrator intervention and support, a sanctuary scheme and a complex needs dispersed accommodation and support service. The service is now entering its second year, and a review of the contract is underway, ensuring the council can meet its statutory obligations outlined in the Domestic Abuse Act 2021. Service performance measures have been established for reporting from the end of Quarter 1 of 2023/24.

We are committed to disrupting criminal and anti-social behaviour through intervention and enforcement with 23 intelligence led pro-active disruption activities carried out in relation to licensing in Quarter 4 (taking the total for 2022/23 to 80).

We hope to engage 100% of retailers in the city in our Responsible Retailers Scheme - with a further 7 retailers signing up in Quarter 4, there were 34 retailers signed up at the end of 2022/23. In 2023/24 the co-ordination of efforts through Trading Standards, Environmental Health and Licensing will enable increased exposure of the scheme. Trading Standards will carry out visits following receipt of a complaint about an under-age sale or illicit tobacco / alcohol and will engage the business, in addition to project work where visits to a specific (unlicensed) sector selling age-restricted products will be targeted. Licencing and Environmental Health will visit businesses and engage when a new application for a license is received (or following receipt of a variation to an existing licence). The focus will be on small to medium sized independent retailers as intelligence suggests this is where there are the problem traders with regards to under-age sales.

More residents participating in their communities

This commitment is about residents, including children and young people, being able to engage with and participate in their communities and feeling proud of where they live. In Quarter 4, there were 267 active volunteers across a range of volunteering activities including Libraries, Volunteer Chaperones, Events & Active Sunderland and other weekly programme activities (based on recorded volunteer participants). The greatest proportion in Quarter 3 was volunteers engaged in place-based volunteering (at 188).

Chatty Benches have been rolled out across the city working in partnership with our voluntary and community sector, as well as with Sunderland BID. The purpose of the bench is to encourage residents to take a seat if they'd like to talk or engage – benches are located outside of community buildings and within local parks to ensure volunteers are able to attend the bench, if a resident engages.

'Crowdfund Sunderland' enables people to financially support local projects and causes through an online platform. At the end of 2022/23 there have been 15 projects supported through Crowdfund Sunderland' raising £366,335.

We continue to engage people through Sunderland UK social media channels. Our audience continues to grow with 29,588 Facebook and 42,054 Twitter followers as at the end of 2022/23. Through our external communications we can increase awareness of the activities and opportunities in Sunderland that enable individuals to engage in their communities. Throughout 2022/23 we have been sharing and celebrating the stories of the people and places that make Sunderland through the *#WeAllMakeSunderland* Civic Pride communication campaign. An evaluation of the campaign found that recall of the campaign stories was high (at 49%) and 62% of those who saw the campaign acted as a result. This included visiting the website for more

information, sharing the campaign stories on social media and speaking to others. The evaluation found that those who saw the campaign were prouder to live in Sunderland (at 69%) and more likely to recommend Sunderland as a place to live (at 73%).

More people visiting Sunderland and more residents participating in cultural events, programmes, and activities

Prior to 2020, the number of visitors to the city (and associated spend) showed a continued upward trend (visitor numbers increased from 8.24m in 2016 to 9.49m in 2019 and spend from £399m to £500m in the same period). As the Covid-19 pandemic hit the UK in early 2020 however, cultural venues and events were particularly impacted due to the greater challenges of ensuring social distancing and safe delivery. In 2020, visitor numbers reduced to 4.38m and visitor spend to £219m. With Covid continuing to impact across 2021 (latest available data), figures remained low but improved, at 5.73m visitors and £314m visitor spend.

Following on from the two-year post-covid Tourism Recovery Plan, a now 10-year Tourism Strategy is in development. The first strategy stakeholder session has taken place to develop the shared vision and the strategy will be steered by further stakeholder events. Alongside this, a three-year project (*the Global Destination Sustainability Index*) will support the strategy through developing insights on *sustainable* development. In Quarter 4, Tourism Week (17th-26th March), provided an opportunity to promote Sunderland as a destination for residents and visitors, highlighting our venues and visitor attractions such as Hylton Castle and Washington Old Hall, as well as the opportunities to get out and about on our seafront and via cycle routes and through other activities. 40 tourism related social media posts were shared during the week. In 2022/23 a refreshed programme of events was developed including new national / world series events and events to attract a new audience. World class music events were also staged in the city.

Sunderland Empire Theatre re-opened its doors on 2nd September 2021, following Covid-19 restrictions with 212,237 visitors in 2021/2022. In Quarter 4 there were 81,322 visitors taking the total for the year to 320,649 with figures exceeding the two years prior to Covid (with visitor numbers at 266,440 in 2019/2020 and 304,314 in 2018/19).

The Museum and Winter Gardens and Washington Arts Centre re-opened mid-way through Quarter 1 of 2021/22 and received 184,979 in the year 2021/22. In 2022/23 there were 270,954 visits (60,962 of which were in Quarter 4). Funding was secured through the National Lottery Heritage Fund (NLHF) for the development of a Delivery Bid for the redevelopment of the Sunderland Museum and Winter Gardens. Following permission to start in March 2023, the development phase (anticipated to cover the period April 2023 to May 2024) has commenced, with appointment of a Project Manager and a Collections Care Development Manager. Procurement of an Architect led team along with an Activity and Business Planner is underway.

At the end of 2022/23, there were 179 organisations engaged in the Heritage Partnership Practitioners Network - an increase of 119 on the 60 engaged at the end of 2021/22. In Quarter 4 there were 64 activities delivered by the Heritage Partnership (taking the total to 121 activities in 2022/2023). In 2022/23 there has been increased promotion of the heritage offer through the Heritage Sunderland Partnership including heritage open days, collaborative projects, events and other shared programme and promotional opportunities.

The National Glass Centre received 35,088 visitors in Quarter 4, taking the total for the year to 153,944.

There were 47,226 library issues (including physical books, eBooks / e-Audio and e-Magazine) in Quarter 4, taking the total for 2022/23 to 186,851. In Quarter 4 there were 325 new adult members, 29,305 digital subscriptions and 398 interactions with the Books at Home delivery service.

ORGANISATIONAL HEALTH

Good organisational health – strong financial management – productive and innovative working – a council ready for the future



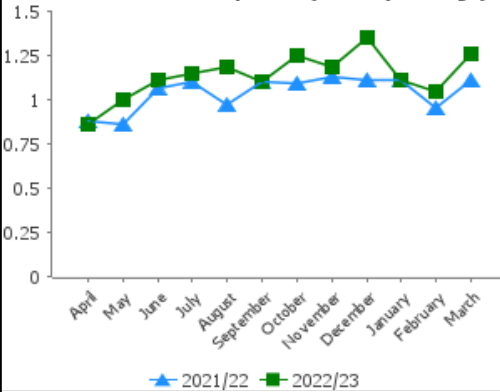
2,700

directly employed staff

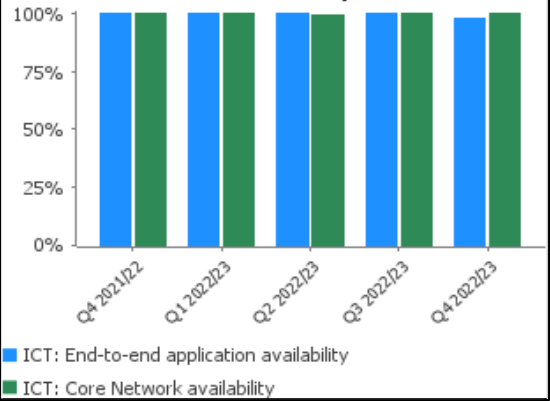
March 2023



Sickness absence rate per FTE (monthly average)



ICT Availability



Council tax & business rates collection



92.4%

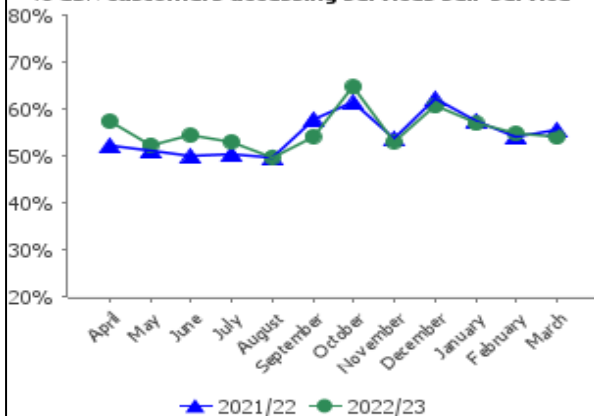
Qtr. 4
Target 95.9%



96.6%

Qtr. 4
Target 97.6%

% CSN customers accessing services self-service



Current Position

Forecast Breakeven position after transfers to reserves

Quarter 4

Summary

The forecast position takes into account the delegated underspend, capital and treasury management savings and transfers to reserves.

Further details can be found in the June Cabinet Revenue Budget Outturn report.

Good organisational health and strong financial management

We will ensure good organisational health through well planned services (set out through service planning arrangements) that are clearly aligned to our overall vision and ambitions, as set out in our City Plan. We will ensure that this is supported through the delivery of effective corporate functions including those relating to governance, health & safety, effective business processes (such as information management), digital adoption and ICT.

Through strong financial management we will ensure we are in a good and sustainable budget position, maximising external funding and financing opportunities aligned to the City Plan. We have in place efficient income collection arrangements ensuring that the council has access to all the maximum available resource to deliver services.

At the end of Quarter 4, there were 2,700 directly employed staff (90 fewer than in Quarter 4 of 2021/22) and a forecast break-even budget position.

In previous periods the impact of Covid-19 became evident in Business Rates and Council Tax collection levels. Whilst our targets reflect the high levels of collection we aimed for pre-

pandemic, we recognise there are ongoing challenges for our residents and going forward in 2023/24 we seek to achieve a level no lower than within 5% of the target. At the end of Quarter 4, the Business Rates collection was 96.6% (target 97.6%) and Council Tax collection 92.4% (target 95.9%).

In Quarter 4, £7,976,693 has been secured through funding bids for approved projects and programmes supported by the following funding initiatives: £204,296 for Sunderland through the regional bid to the Capacity and Ambition Fund (the revenue part of the Active Travel Fund, DfT), £744,676 (provisional grant) for the joint TfC/council bid to the Short Breaks Innovation Fund (DfE), £349,153 for urgent repair works at Sunderland Museum and Winter Gardens (Arts Council England - Museum Estate Development Fund), £60,000 for Farringdon Row Site Investigation works (Opportunity Development Fund, One Public Estate), £5.5m from Government to support the Studio Development project; £540,000 from the Northumbria Violence Reduction Unit to support the Focused Deterrence Model, £493,568 for the Local Electric Vehicle Infrastructure pilot, £80,000 from Homes England to support the Sheepfolds Masterplan and £5,000 award to the Sustainable Food Partnership from Food for the Planet's small grant programme.

There were no reports to the Information Commissioner's Office (ICO) by the Council in Quarter 4.

Productive and innovative working and a council ready for the future

As a council we continue to deliver on the organisational changes required to optimise productive and innovative working, and ensure we are a council ready for the future. In pursuit of this we are committed to thinking differently to embrace new ways of working, with our values at the heart of everything we do: *'We innovate, We enable, We respect'*. We want to support our employees to be as healthy and happy as they can be, and therefore able to be their most productive and innovative in delivering services to the communities of Sunderland.

The monthly sickness absence rate per FTE at the end of 2022/23 is higher than at the end of 2022/21. For 2023/24 arrangements are in place to ensure a collaborative, coordinated and focused approach across the organisation to reducing levels of absence, with quarterly review meetings within each service to ensure absence is being actively managed within the Attendance Management Policy. Work is also commencing within the region to agree indicators which may be useful as comparators. We will promote health and wellbeing for our employees through our three-year Employee Health and Wellbeing Strategy (2022-2025) which is underpinned by an employee needs assessment and annual action plan. In support of the strategy there are now 48 Wellbeing Mentors across the Council supporting two-way communication on health & wellbeing. In Quarter 4 there were 336 attendances at healthy choice sessions delivered by the Council's Employee Wellness Coordinator. The Council continues to be Maintaining Excellence in the North East's Better Health at Work Awards.

We continue to develop a new operating model to ensure that the council is as customer focused and effective as it can be. Alongside this, the adoption and enhancement of digital technologies continues, for smart working focused on efficient and effective customer outcomes. In Quarter 4, 53.9% (76,395) of our Customer Service Network customers accessed services through self-serve – exceeding the target of 46%.

