

West Annual Report 2010/11

Executive Summary by Councillor Peter Gibson, West Area Committee Chair

At the beginning of the last financial year, Area Committee set out its priorities for the year ahead and developed a Work Plan for 2010/2011 in order to monitor actions against these priorities. During this exercise it was acknowledged that community involvement should be at the heart of everything we do and so, throughout the year, when identifying what actions we could take to deliver the priorities, we considered the needs of our neighbourhoods and how we would engage with community and voluntary sector groups and with our residents across all of the wards in the West area. Through very successful partnership working we have reached large numbers of people; whether it is consultation with residents, representation from the Voluntary and Community Sector (VCS) network or local people helping to deliver actions, we have encouraged a wide range of organisations to support the work of Area Committee.

The committee's priorities have focussed on those we can have a direct impact on and those we can influence to provide more focussed service delivery to the residents of the West. We established 'Task and Finish' Groups to progress our priorities on 'Environment and Street Scene', 'Health and Well Being' and 'Traffic and Parking'. For 'Youth and Play', 'Child Poverty' and Responsive Local Services' we asked for and received reports, which allowed the committee to either make key changes to services or have an impact on how policy is being formulated.

We have worked hard to ensure that we get best value and maximum outcomes from our Strategic Investment Budget and Strategic Investment Plan funding and have allocated the majority of our budget to delivering the priorities outlined in the 2010/11 Work Plan. We will continue to develop this and next year instigate a 'Call for Projects' mechanism which will allow Area Committee to identify what we want to achieve and then invite local groups and organisations to design project proposals to meet our needs.

Area Committee has a key role in influencing service delivery to ensure the specific needs of the area are met. Over the last year, we have worked to inform and influence the Responsive Local Services (RLS) project and are now pleased to see the project moved into a key service delivery area responding to local need. The West now has a dedicated team of officers working in the area to tackle issues such as Litter, Graffiti, Refuse, Grass Cutting, Dumping of Waste and Dog Fouling. Already there have been a number of compliments and positive comments from residents regarding the high standards of service received.

The committee will continue to monitor and influence the services and to develop local projects that provide benefits to our residents in the West area.

West Annual Report 2010/11

Introduction

In April 2010, it was agreed that Area Committee would select a limited number of priorities on which to base its work plan for 2010/11. Using evidence collected from members, officers and partners and the results of resident and community surveys and feedback, a number of key issues were highlighted and presented to Committee to identify where Area Committee could influence service delivery to support improvements in the area. To support the achievement of area priorities Area Committee have a delegated budget to allocate against the selected priorities and provide solutions to local problems.

This report identifies what Committee set out to do to deliver those priorities and what key achievements have been delivered. The report also evidences the performance of all projects and initiatives that have been awarded Area Committee resources to deliver activities which have brought real improvements to the area, and influenced service improvements. It provides detail with regard to the allocation of funding against priorities and estimated match funding to be achieved from approved projects and initiatives.

Information is also included on how the Area Committee meetings operate including attendance, satisfaction and community involvement. This annual review process identifies best practice and lessons learned and influences the way forward for the next municipal year.

At the June 2010 meeting it was agreed that West Area Committee would focus its efforts where it can make a real difference and six key priorities for 2010/11 were identified. This report provides a summary of the key achievements, service improvements and budget allocation (for the year 2010/11) against the key priorities of:

- Child Poverty;
- Environmental and street scene improvements, including shopping centres;
- Health and well being, focussing on areas of concern and risk taking lifestyle behaviour;
- Traffic and parking;
- Youth and play provision;
- Responsive Local Services.

During this exercise it was recognised that there is a need to consider other cross cutting areas of work, for example, equality and inclusion and community engagement, whilst delivering against the priorities.

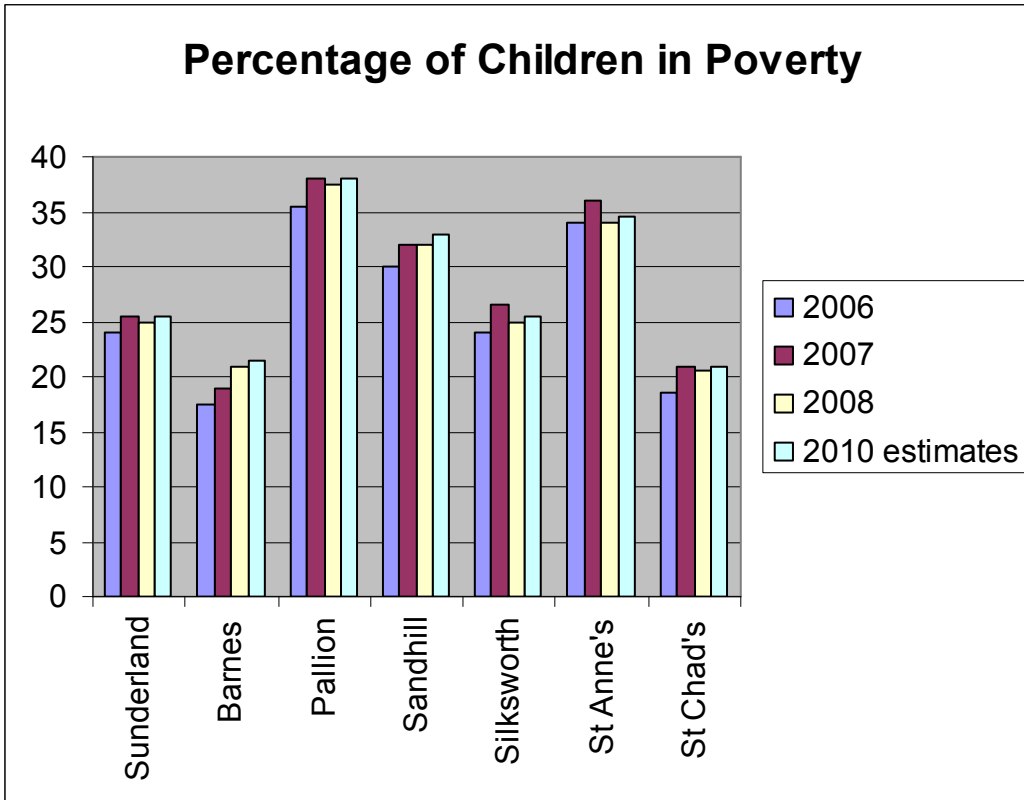
In addition, work continued on supporting work and projects associated with the priorities developed in 2010/11.

This has resulted in the West Area Committee 2010/11 Work Plan Review evidencing seven key areas of work in this 'End of Year Report'.

Child Poverty

Key statistics

- 25.4% of Sunderland's children live in poverty. (North East, 24.35%; England, 21.6%)
- 28% of the West's children live in poverty.
- Pallion contains a Lower Super Output Area within the top 1% nationally and 4 within the top 5% of Sunderland.



What we set out to do

- Contribute to the development of a city wide strategic framework to guide the committee's actions.
- Contribute to the Child Poverty Needs Assessment for the City.
- Develop proposals for services to tackle child and family poverty.

Achievements Delivered

- City wide strategy agreed by Cabinet.
- Development of a pilot neighbourhood project.

Budget Allocation

None to date. Need to measure the outcomes of the pilot project.

Community Involvement

- Consultation with VCS Network.
- Consultation with local partners.
- City Wide Partnership Board to oversee delivery.

Environmental and Street scene improvements

Key statistics

- Over three quarters of West residents (78%) say that they are satisfied with their local area, which places it in line with the City average. (residents' survey 2009).
- Satisfaction with street scene in the West also follows the Sunderland average with 88% satisfied with refuse collection and 94% with street lighting.

What we set out to do

- Improve the appearance of open and public spaces, shopping areas and the local environment.
- Increase residents' pride in their neighbourhood.
- Reduce negative perceptions of the area.
- Identify key locations for further improvements.

Achievements Delivered

- Improvement works to Thorndale Road shopping area currently being undertaken.
- Works to Merle terrace and Pallion Road shops have been approved.
- Provided funding for the completion/improvement of the cycle network from Chester le Street to the Sunderland Cycleway.
- Influenced the City's 'Green Infrastructure Strategy'.

Budget Allocation

Hastings Hill Path Improvements Allocation: £30,000	Output Target	Output Actual	Progress Indicator	Spend Target	Spend Actual	Progress Indicator
Number of new or improved community facilities and equipment.	1	0		£30,000 (SIP)	0	
<p>The project is to construct a new replacement cycle path at Hastings Hill, which will complete the network from Chester le Street to the Sunderland Cycleway.</p> <p>The project will see the rationalisation of existing desire lines through agricultural land into a 2m wide footpath/cycleway following the field boundary to the benefit of both the agricultural tenant and the community at large. Discussions with tenant and landowner have still not been resolved and works are not expected to commence until summer 2011.</p>						
Thorndale Road Environmental Improvements (Phase 1) Allocation: £18,000	Output Target	Output Actual	Progress Indicator	Spend Target	Spend Actual	Progress Indicator
Number of events/programmes of work to improve the appearance of streets/area.	1	1		£10,000	£7,500	
<p>Funding of £18,000 was agreed to initiate Phase 1 of environmental and improvement works. These works, following discussion with the Police, consist of initial clearance, ground works, shrub works and landscaping and pin kerbing to the fence side of the shopping parade. The project was subject to substantial delays due to adverse weather conditions and has been re-profiled to complete in the next two quarters.</p>						
Pallion Shops & Thorndale Road (Phase 2) Allocation: £30,000	Output Target	Output Actual	Progress Indicator	Spend Target	Spend Actual	Progress Indicator
Number of events/programmes of work to improve the appearance of streets/area.	1	0				
<p>This funding was agreed in early 2011 and will complete the environmental works at Thorndale Road and Deliver a programme of street scene improvements to Pallion Road shopping area and planting works at Merle Terrace. Work is due to begin and due to the seasonal nature of some of the planting, the project will not complete until quarter 3.</p>						
Silksworth Lake Improvements Allocation £15,000	Output Target	Output Actual	Progress Indicator	Spend Target	Spend Actual	Progress Indicator
Installation of floating island	2	2		£15,000	£6,223	
Installation of angling platform	1	0				
Installation of feeding platform	1	1				
<p>Capital funding of £15,000 was awarded to construct an island and support facilities to improve the lake and its surrounds and provide protection for nesting birds.</p>						

The project was delayed. A new contractor has now been found and the platforms have been constructed and one is awaiting installation. The expenditure reflects the delays.

Community Involvement

- Consultation with VCS Network.
- Consultation with Thorney Close and Pallion residents through 'Community News' and direct contact.
- Involvement of residents in developing the 'Green space Audit'.
- Consultation with the Woodland Trust.
- Consultation with Natural England.

Health and Well Being, focussing on areas of concern and risk taking lifestyle behaviour

Key statistics

- Sandhill and Pallion wards both see high percentages of adults smoking (30-35%) and St Anne's sees high levels (25-30%).
- Alcohol consumption is above the average in Pallion and significantly above in St Anne's.
- Pallion, Sandhill and St Anne's contain communities with significantly poorer health outcomes than the city, which has poorer outcomes regionally and nationally.

What we set out to do

- Improve health outcomes for local residents.
- Connect residents to public health services.
- Embed health and lifestyle issues into the work of staff and volunteers in local communities.

Achievements Delivered

- Task and Finish Group representing a successful partnership between the council, Teaching Primary Care Trust (TPCT), Gentoo and the local Voluntary and Community Sector (VCS).
- Health Champions project delivering training to front line staff and volunteers.

Budget Allocation

Note: Targets and actuals are for the period April 2010 – March 2011

West Health Champions Allocation: £30,000	Output Target	Output Actual	Progress Indicator	Spend Target	Spend Actual	Progress Indicator
No. of adults receiving training (accredited)	0	0		0	0	
No. of adults receiving training (non-accredited)	0	0				
West Health Champions works with frontline staff, local community workers and volunteers who are offered training to become health champions, so that they can offer advice, support and information on health and wellbeing issues as part of their everyday work to their neighbours, colleagues, friends and family. This will ensure that people are supported to be able to as part of a holistic approach to improving health. SIB and outputs will not show until this financial year.						
Tunstall Hills Allotments Allocation: £10,000	Output Target	Output Actual	Progress Indicator	Spend Target	Spend Actual	Progress Indicator
No. of improved community facilities	0	0		0	0	
The project is to improve 1,692 square metres of internal roadway and footpaths to provide better access for allotment users. This will improve general access, in particular access for disabled users, people in wheelchairs and motorised wheelchairs. The project was approved March 30 th and will complete this quarter.						
Silksworth Park Ground Improvement Allocation: £20,660	Output Target	Output Actual	Progress Indicator	Spend Target	Spend Actual	Progress Indicator
No. of improved community facilities	1	0		0	0	
No. of people engaged in sports' activities	80					

No. of people volunteering	10					
No. of young people benefiting from inclusion/diversionary activities	30					
This project is to fund additional facilities at Silksworth Park. The new improvements will sustain the fitness and health levels of players who currently access the site to play competitive football. The improvements in playing standards will help the club to grow and increase participation levels. The project was approved 30 th March and will spend in 2011/12.						
Ford Quarry Ground Improvements Allocation: £15,529	Output Target	Output Actual	Progress Indicator	Spend Target	Spend Actual	Progress Indicator
No. of improved community facilities	1			0	0	
No. of people engaged in sports' activities	60					
No. of people volunteering	10					
No. of young people benefiting from inclusion/diversionary activities	60					
This project is to fund additional facilities at Ford Quarry Recreation Ground. The new improvements will sustain the fitness and health levels of players who currently access the site to play competitive football. The improvements in playing standards will help the club to grow and increase participation levels. The project was approved 30 th March and will spend in 2011/12.						
Grace House North East Children's Hospice Allocation	Output Target	Output Actual	Progress Indicator	Spend Target	Spend Actual	Progress Indicator
Feasibility Study	1	1		1,675	1,675	
Revenue funding was awarded by all committees towards the costs of the building works.						
Facilities renewal- Silksworth Cricket Club Allocation: £36,000	Output Target	Output Actual	Progress Indicator	Spend Target	Spend Actual	Progress Indicator
No. of improved community facilities	1	1		£8,000	£7,500	
No. of people using improved facilities	30	0				
No. of voluntary groups supported	3	0				
Funding was awarded to ensure the clubs facilities are refurbished and brought back into use for the club and the wider community. Works include roof replacement, clubhouse frontage and heating installation. Quotations have now been obtained for the three main elements of work. Delays to the work have meant the people indicators have been delayed from being achieved.						

Community Involvement

- Consultation with VCS Network.
- Consultation with West projects.
- Consultation with youth projects.

Traffic and Parking

Key statistics

- Traffic, inconsiderate parking and dangerous driving are consistently in the top three of West residents' concerns.
- Road and pavement repairs are one of West residents' main concerns.

What we set out to do

- Identify key hotspots.
- Influence the delivery of local services.
- Review the current arrangements for maintenance and capital works.

Achievements Delivered

- Initiated a city wide review of dropped kerb provision and criteria
- Identified a number of road safety schemes for possible inclusion in the Council's Capital Programme.
- Area Committee will be asked to approve proposed programmes of works for future years. Reports to be presented in September, outlining proposals for 2012/13.

Budget Allocation

Sunderland City Council Parade Traffic Management	Output Target	Output Actual	RAG	Spend Target	Spend Actual	RAG
A6 Number of events held	1	1		£2,618	£2,115	
Revenue funding was awarded to contribution towards the traffic management for the Silksworth and South Hylton Remembrance Parade. £503. Under spend to be returned. Project completed.						

Community Involvement

- Consultation with VCS Network.
- Liaison with the Police.
- Liaison Gentoo.
- Place Survey.

Youth and Play provision

Key statistics

- Estimated number of children and young people of school age, who reside in the West area, are 8,336.
- Sunderland City Council secured £2.1 million government grant 'Play Pathfinder' to get more children playing outside. This has doubled the number of children in the West, up to 75% from 37% in 2008, who live within one kilometre of play facilities.
- The Council have recently awarded six ward contracts and 1 city wide youth provider contracts across the West area to deliver youth provision/work at a ward level.
- The Place survey 09-10 highlights that the area where teenagers hanging around in the streets are seen as the biggest problem are West Sunderland (56%) compared to a City-wide figure of 50%. This represents an 8% increase since 08-09.
- 52% of residents in West Sunderland feel that activities for teenagers need improving, the same as the Sunderland average.

What we set out to do

- Identify gaps in Youth provision/work. Defined as targeting 13-19 year olds, (or 25 years old if individuals have learning difficulties/disabilities), in informal activities delivered outside of statutory core curriculum.
- Identify gaps in Play provision. Defined as targeting under 13's, this may cover community play parks, extended schools.
- Add value to provision.

Achievements Delivered

Youth Provision:

- Evaluation and feedback report on XL youth villages.
- Direct involvement of members in the youth commissioning process
- Funded and supported a number of youth projects.
- Funded and supported work with young people Not in Education, Employment or Training

Play Provision:

- Area Committee received an update on achievements to date in the Play and Urban Games Strategy (PUGs) helped to shape the consultation framework. The refined strategy was presented to Cabinet for approval. This led to the design and refurbishing of the following local play facilities: Silksworth Rec MUGA, Thorney Close, South Hylton Playing Fields & Tansey Centre, Farringdon, Silksworth Recreation Play, King George, Barnes Park, The Blackie and the City Adventure Play Park.

- Agreed the priorities for future investment in the West area.
- Agreed SIP funding for South Hylton, in line with priorities.

Budget Allocation

Note: Targets and actuals are for the period April 2010 – March 2011

South Hylton Play and Environmental Improvements Allocation: £75,000	Output Target	Output Actual	Progress Indicator	Spend Target	Spend Actual	Progress Indicator
No. of new play facilities provided	2	0				
No. of people using improved facilities	1,200	0				
No. of people engaged in sports' activities	720	0				
The project will develop three outdoor spaces, in three individual areas of South Hylton, which will ensure the area has a range of exciting, stimulating and usable community spaces. Work will commence this year and outputs will be reported throughout 2011/12.						
Lambton Street Youth Centre - Minibus Allocation: £25,634	Output Target	Output Actual	Progress Indicator	Spend Target	Spend Actual	Progress Indicator
No. of young people engaged in additional youth activities	300	0				
No. of people engaged in sports' activities	240	0				
No. of community/voluntary groups supported	6	0				
Funding was awarded on March 30 th to enable the purchase of a new minibus that is equipped for use with disabled young people. The minibus will support a wide range of programmes offered to young people and will increase participation by providing transport to and from the Youth Centre. Outputs will be reported in the next quarter.						
Youth Almighty Minibus Project Allocation: £29,994	Output Target	Output Actual	Progress Indicator	Spend Target	Spend Actual	Progress Indicator
No. of people engaged in sports activities	15	0		£29,994	£27,009	
No. of additional young people engaged and participating in youth provision	15	0				
No. of additional young people engaged in youth activities	15	0				
Funding was awarded to purchase a mini bus to increase the number of young people accessing positive activities and youth provision. The mini bus was delivered to the project on 28 th March 2011 which has delayed outputs.						
Sunderland Phoenix Project Tyne and Wear Fire and Rescue	Output Target	Output Actual	Progress Indicator	Spend Target	Spend Actual	Progress Indicator
No. of additional youth sessions per week	15	15		£9,210	£9,332	
No. of young people benefiting from youth inclusion/diversionary project	35	32				(1.3%)
Revenue funding was awarded for running costs to deliver Phoenix Respect (L2) and Advance Course (L3), with Youth Offending funding Phoenix (L1). The Phoenix Project awards good behaviour, for example, if a young person does not commit a crime they can progress through the levels, if they do commit a crime they are not allowed to continue. Evidence supplied stated that if a young person ceases offending for a period of 12 months they are unlikely to return to offending behaviour and 'adopt a preference' to not offend. The project has received regional accolades and an award and has been put forward for a national award. Other Fire and Rescue authorities are interested in adopting the model to roll out in their areas. One course had to be delayed to the following (third) quarter. The spending profile is split across four quarters for the financial year and is on target. No concerns about the project to report.						
Pallion Action Group: Great Aspirations Allocation: £52,421	Output Target	Output Actual	Progress Indicator	Spend Target	Spend Actual	Progress Indicator
No of young people benefiting from youth inclusion/diversionary activities	55	69		£17,474	£10,004	
No of people employed in voluntary work	32	58				
No of young people Not in Education, Employment or Training encouraged into further education and training	62	70				
No of people benefiting from a healthy lifestyle	55	76				
The project was awarded £52,421 towards the cost of delivering a programme of education and employment related projects and services for young people, including those with disabilities, in the Pallion and wider West						

area. The projects will be work with young people, in particular, those who are Not in Employment, Education or Training. Engaging the young people in healthy and educational activities is designed to equip them the range of skills-social, educational, emotional-they need to improve their employability and help to tackle youth unemployment. Current outputs are now reflecting the number of young people accessing the project. Pallion Action Group has an established referral system to help young people with drug, alcohol and substance misuse. This partnership work will in future promote healthier lifestyles. Great Aspirations is progressing young people into education, training and employment.

Community Leaders for the Future Allocation: £11,543	Output Target	Output Actual	Progress Indicator	Spend Target	Spend Actual	Progress Indicator
No. of community/voluntary groups supported	1	1		5,820	2,412	
No of people employed in voluntary work	30	30				
No of young people benefiting from youth inclusion/diversionary projects	30	30				
Revenue funding was awarded to develop young people's readiness and employability skills, foster a sense of entrepreneurship and an understanding that volunteering makes a real difference to everyday life across the city and that young people can be positive about giving freely of their time and energy as a preparation for adulthood and citizenship.						
Family Impact Services: Ear 4 U Allocation: £9,900	Output Target	Output Actual	Progress Indicator	Spend Target	Spend Actual	Progress Indicator
No. of new additional young people engaged and participating in	16	12		4,590	4,590	
No of people accessing improved advice and support	0	0				
Revenue funding was awarded to employ a part time work to deliver a specialist service to children and young people. The service offers one to one support for children and young people who have/are experiencing bullying issues, or other social issues (eg domestic violence, family breakdown or family substance use).						
The reason the project has not reached its expected target, is the level of support needed has been extremely high as the problems have been complicated. However, the organisation is confident that it will catch up during Q1 in 2011.						
Operation Freedom LMAPS; Police Allocation: £41,108	Output Target	Output Actual	Progress Indicator	Spend Target	Spend Actual	Progress Indicator
No. of new or improved community facilities	5	8		41,108	27,657	
No. of homes/businesses/community facilities with improved security	80	100				
No. of additional young people engaged in youth activities	50	80				
The project was awarded £41,108 targets ASB geographically, by the Police and partner agencies, and includes prevention, intelligence, enforcement and reassurance tactics. Work is undertaken in relation to the sale and access of alcohol, for example confiscation of alcohol from young people, intelligence gathering and off license checks.						
The project will also improve engagement with youths in all wards of Sunderland West, through additional youth work sessions, and seek to break down barriers between the young and older residents within communities. The project has a number of financial claims outstanding, but due to savings in Police and Council staff time, will spend under budget.						
Anti Social Behaviour Fire Reduction LMAPS; Tyne and Wear Fire and Rescue	Output Target	Output Actual	Progress Indicator	Spend Target	Spend Actual	Progress Indicator
No. of additional youth sessions delivered per week	6	6		3,000	3,000	
No of community or educational events held	6	6				
No. of additional young people engaged and participating in youth sessions	180	900				
A rising problem of ASB fires was identified in the West Area. This project seeks to engage years 10 and 11 pupils in the area's three high schools through interactive drama. Six performances have been performed in three secondary schools with over 900 pupils attending the performances. Quantitative feedback displaying the retention of information from the performances has been collated from questionnaires this shows an improvement in knowledge regarding ASB fires. Feedback has been received from pupils and staff (questionnaires and focus groups) which showed positive results						

Silksworth C.C Roof Repairs	Output Target	Output Actual	Progress Indicator	Spend Target	Spend Actual	Progress Indicator
No of new or improved community facilities and equipment	1	1		3,450	3,450	(100%)
This was an emergency application to repair the roof and damage caused by inclement weather						

Community Involvement

- Consultation with West VCS Network
- Consultation with young people accessing mobile and fixed youth provision.
- Consultation with youth providers.
- Engaging over 3,000 children and young people citywide in play design
- Northumbria Police, Neighbourhood Policing Team.

Responsive Local Services (RLS)

Key statistics

- Dedicated Response Team now in place for each area including Area Response Manager, Response Officer, Ward Team Leaders and Environmental Enforcement Officers.
- Staff Reporting Line has reduced the number of customer service requests and over 40% of all requests for service are now reported and actioned by staff before customers are required to take action.
- The current scope of RLS covers the service areas of Litter, Graffiti, Refuse, Grass Cutting, Dumping of Waste and Dog Fouling. It also provides the opportunity for a wider range of issues to be considered within a context of local problem solving.

What we set out to do

- Recognise and enhance the community leadership role of elected members.
- Increase the number of residents who feel they can influence priority setting and decision making in their local area.
- Increase in residents satisfied with services provided in their neighbourhood
- Increase in service requests dealt with right first time – including reduction in time for end to end service delivery.
- Increase in the number of residents who feel informed about what is happening in their area.
- Services are tailored to local needs and are responsive to the customers' needs in their local area.
- Increase in the number of residents satisfied with the level of customer service.
- Published standards for customers to review.
- Easily accessible services and customers know how to access them through targeted communication.
- Actively seek customer comments on performance and change performance to address the comments received.
- Recognised as excellent, fit for purpose and value for money.
- Actively working across the City, in partnership to achieve added value.
- Services that local councillors can be proud of and enable local councillors to be recognised for driving high quality services which are meeting the needs of communities at every level.

Achievements Delivered

- Supporting residents and businesses to manage their waste to ensure the area is clean and tidy

- Additional cleaning machine procured to deep clean pavements, this being especially useful in cleaning estate shopping areas.
- The Area Response Manager is meeting with his counterpart within Gentoo on a bi-monthly basis to share information and to ensure close working arrangements
- Coordinated approach to area management working alongside Gentoo, Police and Residents Groups.
- Removing litter and fly tipping from non council land swiftly, with the philosophy that if we can see it, a customer can see it, so we remove immediately
- The Area Response Manager has been identified by Area Committee as lead on 'Environment and Street Scene'. This will be a priority for Committee during 2011/12 and will further explore the protocols for removal of litter and fly tipping from private land to ensure cleaner greener safer environment.
- Partnership working and patch walks with Gentoo, to ensure consistency of approach, are being carried out.
- Quick and timely responses to numerous Councillor requests, to ensure customer satisfaction.
- Drop-in sessions are being arranged for each ward. This will allow local residents to talk to the response team about any issues they may have
- With regard to waste and bins remaining in rear lanes after collection day, advice and assistance is being provided in first instance and notices specifying the specific manner in which waste must be stored and presented for collection served where necessary
- Patch walks with all Ward Councillors are being planned. This will ensure a joint officer/member approach to identifying issues

Budget Allocation

None allocated from Area Committee.

Community Involvement

- Residents have contacted the Area Response Manager directly as a result of an article in Community News
- Residents requests and complaints have been investigated and actioned
- The team have contacted residents directly to ensure concerns and complaints are taken on board and addressed
- A number of compliments and notes of thanks have been received from the community
- Members of the VCS network have been updated on the RLS service area and are giving feedback via the Community Co-ordinator

In addition, a project was funded to help deliver priorities identified and still current from the 2009/10 work plan

Priority: Raise Aspirations of Young People and their Families (09/10)

Next Steps	Output Target	Output Actual	Progress Indicator	Spend Target	Spend Actual	Progress Indicator
Pennywell Neighbourhood centre						
Number of people accessing advice and support	55	59		£10,672	£10,672	
Number of adults obtaining non accredited qualifications	48	55				
Number of people benefiting from healthy lifestyle projects	45	48				
The funding allowed the continuation of the Community Education Programme which included a variety of courses. The learners have gained confidence and independence through the programme which has improved self esteem. In addition, the carers who accompany the learners have also gained skills through attending these courses.						

Governance and Operation of Committee Meetings

The first meeting of this year was designed to enable all elected members, officers, partners and residents present to contribute to the discussion and decision making in a participative way. The meeting was evaluated by asking all in attendance to complete a short questionnaire and the results of this survey were used to improve and further develop the roles of members, officers and partners to ensure effective operation and participation in meetings.

Meetings throughout the year have continued to be well attended and participative. On average a total of 14 out of the 18 elected West councillors, 10 council officers, six partners and two members of the public take part in each meeting. A pre meeting and post meeting debrief take place to identify relevant issues and implement improvements for future meetings. Examples include -

- Making the reports and associated papers more concise and informative
- Providing guidance and support to presenters of reports
- Ensuring venues for meetings are suitable and accessible
- Providing accurate and clear financial information
- Ensuring agreed actions are followed up

The standard agenda implemented at the beginning of the year continues to work well and is designed to bring consistency and focus to each of the Area Committees.

- Item 1 includes welcome, apologies, declarations of interest and minutes of previous meeting
- Item 2 discusses new issues to assess whether committee can influence services or deliver relevant actions
- Item 3 provides a progress report on the previously agreed workplan and associated actions
- Item 4 offers the opportunity for Committee to be consulted on, and influence, relevant issues

In relation to area committees, the member survey 2011 shows:

	All of the time	Most of the time	Occasionally	Never
Are the meeting venues easily accessed by partners and the community?	32%	52%	12%	4%
Is the layout of the room satisfactory?	24%	48%	20%	8%
Is the length of the meetings satisfactory?	8%	80%	12%	0%
Is the balance of the Committee agenda satisfactory (i.e. performance management/general information/problem solving etc)?	20%	52%	24%	4%
Is the involvement with partners satisfactory?	21%	46%	29%	4%
Is the involvement with the public satisfactory?	13%	30%	30%	26%

The relationship between Area Committee and the Voluntary and Community Sector (VCS) Network has continued to develop over the course of the year by

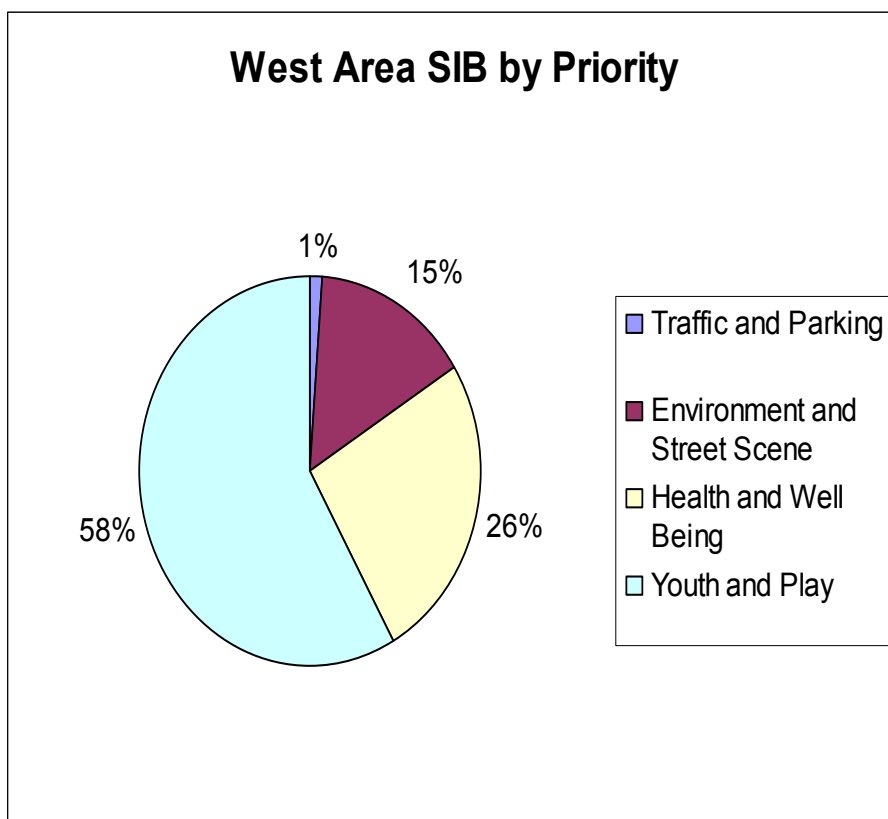
- Nominated partner VCS representatives attending Area Committee
- West Area Community Co-ordinator attending Area Committee and participating in relevant sub groups of Committee (e.g. Task and Result Groups)

- Vice Chair of Area Committee acting as co-chair of the VCS Network
- Area Officer attending VCS Network to consult with, and inform, the meeting regarding relevant Committee business
- Agenda of the VCS Network developed to complement and feed into that of Area Committee
- Consultation with Network members on work plan and priorities
- VCS Network and individual partners delivering projects and services identified in the work plan
- Community challenges being developed to deliver local improvements on each priority

Finance

Strategic Initiative Budget (SIB), Strategic Investment Plan (SIP)

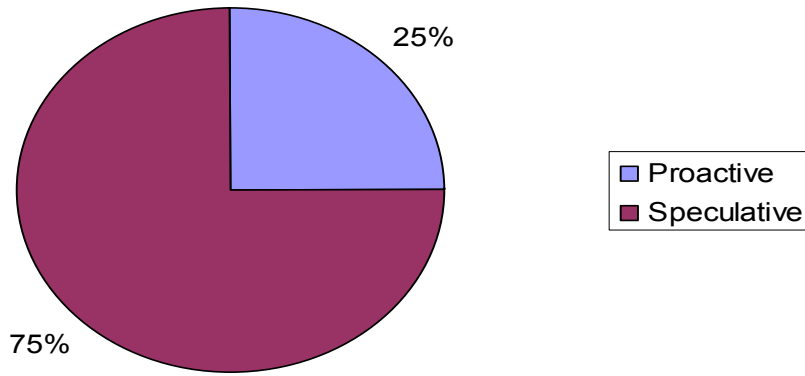
A budget of £628,701 SIB and £233,230 SIP was available for allocation in 2010/11. Committee have allocated £306,155 of the SIB budget and £150,000 SIP to projects and priorities to meet the objectives set out in the West Area Work Plan. The charts below provide an overview of priorities funded, proactively allocated funds and match funding attracted.



The chart (left) shows how SIB funding was allocated to meet the strategic priorities identified in the Work Plan. The majority was focused on

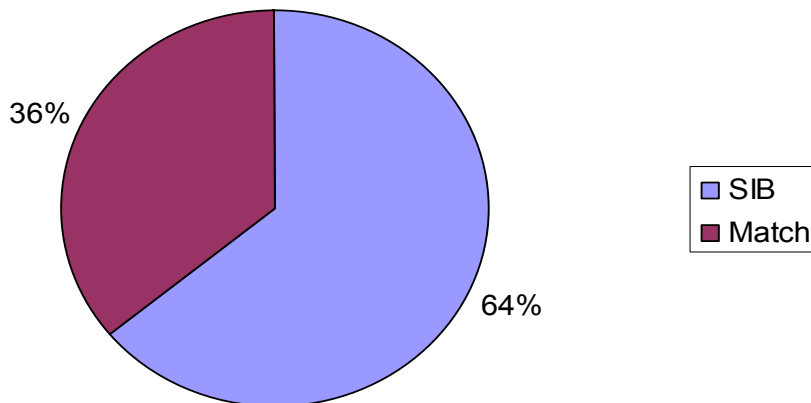
- Traffic and Parking
- Environment and Street Scene
- Health and Well Being
- Youth and Play

West Area SIB Proactively Allocated

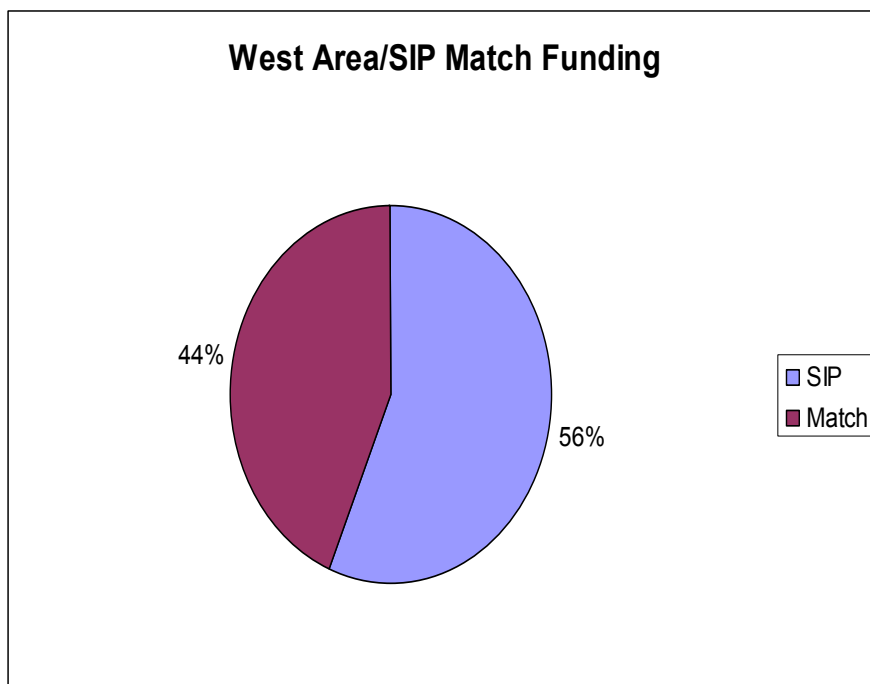


One of Area Committee's aims this year was to proactively identify and fund projects to deliver against agreed priorities.

West Area SIB/Match Funding



One of the aims of allocating SIB and SIP is to attract other funding to the area. £110,216 match funding was raised.



The chart (left) shows that the SIP project applications identified a total of £117,000 other funding would be raised by the projects to match the £150,000 SIP allocated.

Community Chest

The total amount of Community Chest available for 2010/11 was £83,897. Of this amount £63,345 has been allocated. Over 100 projects have been delivered by local community and voluntary organisations supported through Community Chest awards

Satisfaction levels

- § Activities for teenagers (52%), job prospects (39%), road and pavement repairs (38%) and the level of crime (38%) were the top areas for improvement in the West area (place survey 09-10).

From the 2010 residents survey -

- § People in West Sunderland are more positive than most residents on council performance, being more likely than the average to agree that the Council offers value for money (67%) and that its services are of good quality (55%).
- § 60% of West Sunderland residents feel well or fairly well informed about their Council services and benefits, the highest level of satisfaction of all five areas of the City.
- § People in the West feel less influential than those across the City – with only 27% agreeing they can influence decisions that affect their area compared to 32% City-wide.

The member satisfaction survey 2011 highlights the following:

- § 77% of members who responded feel that the Council clearly communicated its purpose and its intended outcomes fro citizens and service users
- § 79% of members feel that area committees are effective most or all of the time.
- § 90% of members feel that they are clear on the role of area committees
- § 70% Members find the council average, poor or very poor in promoting the work that they do as an Area Committee Member

Lessons Learned

- There is a need to align local needs and priorities with strategic plans and priorities, such as the Local Transport Plan/Capital Programme and highways and speeding issues and proposals. Area Committee can have a more positive influencing role regarding the allocation of strategic resources as well as being able to bring local benefit and resources.
- Better planning with regard to scheduling of event related applications, for example, parade traffic management
- A co-ordinated approach to addressing overlapping priorities and issues across more than one area needs to be developed.
- There is a need to progress the 'Call for Projects' framework which prevents speculative applications, which do not deliver the required outcomes.
- There is a need to investigate improved protocols and guidance with regard to Task and Finish Group membership and management. The group should include relevant expertise and potential conflict of interest for Members, partners and officers should be minimised.
- The new agenda format encourages better involvement of partners and officers at Area Committee meetings. Partners and officers need to become more involved in discussion, offering options on the way forward for elected members to consider.
- There is a need to build a common vision and sense of belonging for all communities and local people for them to feel their views are listened to and they can influence decisions.
- There is a need to improve the Area Committee's influencing role through better use of Item 4
- The successful community engagement/development techniques should be fully utilised, reaching all communities and promoting participation.
- Effective partnership working has developed positive and productive working relationships and has delivered the best outcomes. This should be the way forward for improving services in the area.
- There is a need to look at different ways to work and recognise that it is not always the content of meetings that gets the results, it is often the work that is developed outside these meetings including the VCS Networks, 'Virtual' Network and liaising with individual members and partners.
- The joint officer working between the Area Officer, Area Response Manager, Community Co-ordinator and Community Link Officer has produced some early results. This 'Area Team' approach needs further development to maximise support and resources and ensure best value for the area.
- Information in reports should be provided at an area level with trends shown from previous years.
- Attendees to be encouraged and reminded to sign the Attendance Register.
- It would be useful, to prevent confusion at the beginning of the meeting, if elected members completed and returned their 'Declaration of Interest' sheet before the meeting to Democratic Services. This will enable the Chair to know before hand which colleagues have declared an interest when moving through the agenda, and allow the opportunity for members to leave the room.
- Joint elected member and officer/partner approach works, when solving problems and delivering actions.
- The Committee has shown it can inform policy, for example: Green Space Topic Paper, Community Asset Policy, Child Poverty Policy and Volunteering Strategy, Dropped kerbs and highway maintenance criteria.
- There is a need for the Council to promote the work of Area Committee, internally and externally.

Next Steps

Following this 'End of Year' review and evaluation of the 2010/11 work plan, the next steps are for Area Committee to assess how successful it has been in achieving its objectives, fulfilling its influencing role, ensuring service improvements, and delivering real benefits at a local level.

Sunderland West Area Committee is currently developing its 2011/12 work plan, having identified new priorities, and agreeing which areas of work from the 2010/11 work plan require further focus and support.

Six priorities are provisionally agreed and will be included in proposals for the new work plan for 2011/12. They are:

1. Youth and Play provision; diversionary activities to alleviate Anti Social Behaviour (ASB) and disorder.
2. Traffic and Highways, including repairs, speeding and dangerous driving.
3. Job Prospects.
4. Health and Well Being, focussing on areas of concern and risk taking behaviour.
5. Child Poverty.
6. Environmental and Street Scene improvements, including shopping centres.

This new work plan for 2011/12 will be presented to the Sunderland West Area Committee at the first meeting of the new municipal year for approval.

Contact Officer: Richard Parry, Area Officer (West) Tel: 0191 561 1217
Email: Richard.parry@sunderland.gov.uk

Background Papers: Sunderland City Council Constitution, Section 10.2
Quarterly Monitoring Return Forms
Performance Reports
Place Survey 2009-10.
Sunderland West: Priorities for 2010-11 Action Plan
Sunderland West Local Area Plan