

Report Settings Summary

Event	Willow Fields Relocation
Total Responses	35
Total Respondents	1
Questions	All
Filter	<i>(none)</i>
Pivot	<i>(none)</i>
Document Name	Willow Fields Report - 22 November 2019
Created on	2019-11-22 13:33:01
Created by	Victoria Moseley

Contents

Information 1	4
Question 1	5
Question 1 No	6
Information 2	8
Question 2	9
Question 2 No	10
Are you responding as: -	12
Responding to consultation - other	13
Employment Status	15
How did you hear about survey - other	16
Postcode	20
Gender	24
Gender - other	25
Age	26
Sexual orientation	27
Ethnicity	28
Other ethnicity	30
Religious belief	31
Other religion	32
Disability	33
Impairment	34

Impairment other	35
------------------------	----

Information 1

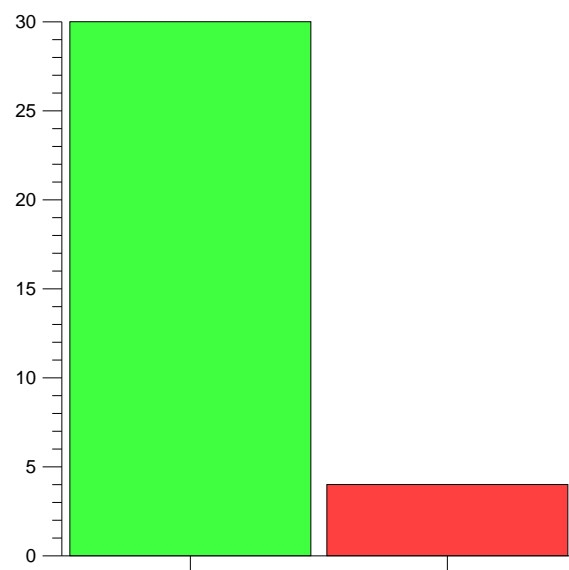
The current Willow Fields Primary school building is oversubscribed in 3 of 7 year groups based on the children currently attending the school. As new housing is developed in the area the school is proposed to be over subscribed.

There is no data to display for this question

Question 1

Question responses: **34 (97.14%)**

Do you agree with the proposal of increasing the capacity from 140 places to 210 places (eventually increasing to 315)?



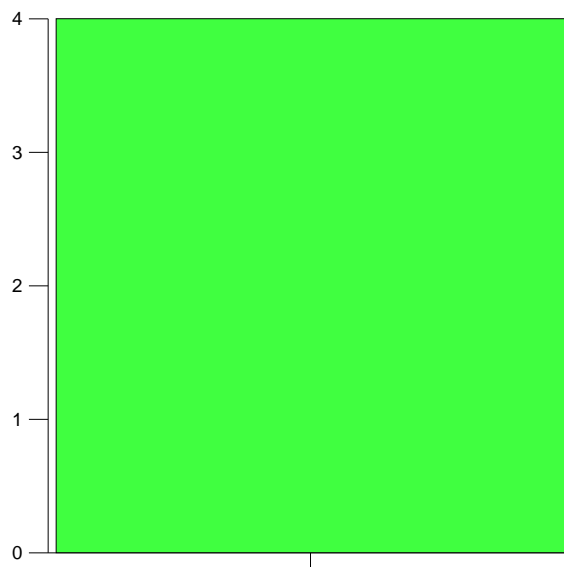
	% Total	% Answer	Count
<input checked="" type="checkbox"/> Yes	85.71%	88.24%	30
<input checked="" type="checkbox"/> No	11.43%	11.76%	4
<input type="checkbox"/> [No Response]	2.86%	--	1
Total	100.00%	100.00%	35

Question 1 No

Question 1 No

Question responses: 4 (11.43%)

Please tell us here why you don't agree with the proposal?



	% Total	% Answer	Count
<input checked="" type="checkbox"/> [Responses]	11.43%	100.00%	4
<input type="checkbox"/> [No Response]	88.57%	--	31
Total	100.00%	100.00%	35

ID	Consultation Point	Consultee	Agent	Answer	Date	Version	Status	Type
1				I prefer my child to attend the smaller school, it's one of the reasons I chose his place at willow fields.	01/10/19 14:46	0.1	Submitted	web
5				Children might not get the same education with more children in the class they might get more distracted	01/10/19 14:57	0.1	Submitted	web

ID	Consultation Point	Consultee	Agent	Answer	Date	Version	Status	Type
6				The main reason for choosing this school for my daughter was due to the smaller size in classes and overall in the school.	01/10/19 15:29	0.1	Submitted	web
20				The reason I chose to keep my child in this school after moving was the small number of pupils	03/10/19 11:57	0.1	Submitted	web

Information 2

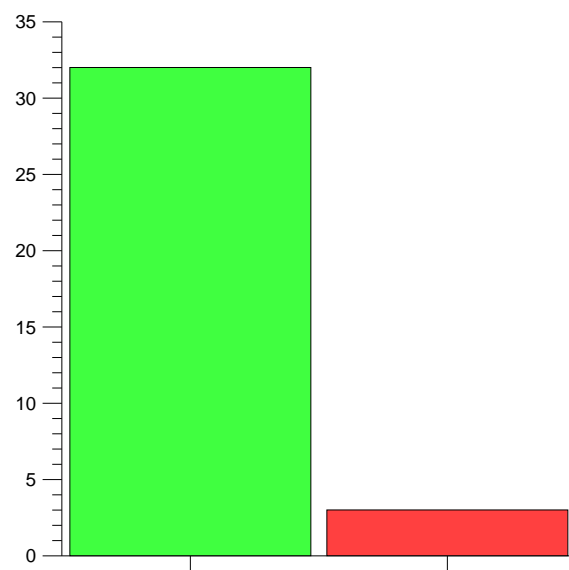
The current Willow Fields Primary School buildings require significant refurbishment with opportunities to develop the existing provision on the current site limited. Given the opportunity to enrich the provision offered to children attending Willow Fields Primary, it is proposed that the School is relocated at a new site, taking into consideration that site's appropriateness to new housing developments.

There is no data to display for this question

Question 2

Question responses: **35 (100.00%)**

Do you agree with the proposal of developing a new school building for Willow Fields Primary School at the Maplewood Special School Site?



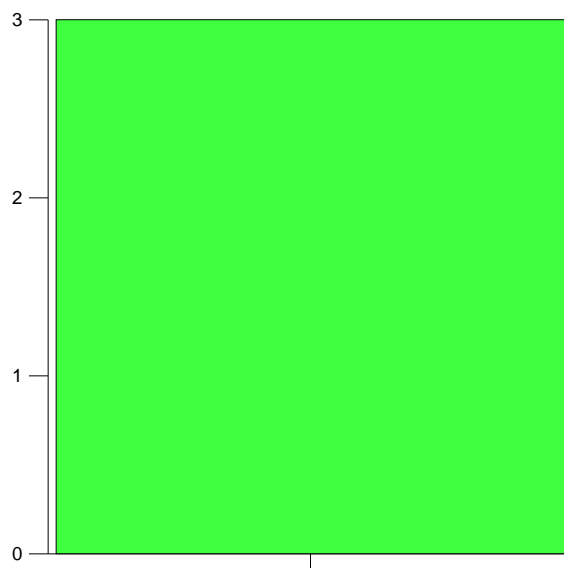
	% Total	% Answer	Count
■ Yes	91.43%	91.43%	32
■ No	8.57%	8.57%	3
Total	100.00%	100.00%	35

Question 2 No

Question 2 No

Question responses: 3 (8.57%)

Please tell us here why you don't agree with the proposal?



	% Total	% Answer	Count
<input checked="" type="checkbox"/> [Responses]	8.57%	100.00%	3
<input type="checkbox"/> [No Response]	91.43%	--	32
Total	100.00%	100.00%	35

ID	Consultation Point	Consultee	Agent	Answer	Date	Version	Status	Type
1				It will be further away from my home address and will make my commute longer.	01/10/19 14:46	0.1	Submitted	web
6				This site is further from my house. I also don't agree with it being on a main road right next to another school.	01/10/19 15:29	0.1	Submitted	web

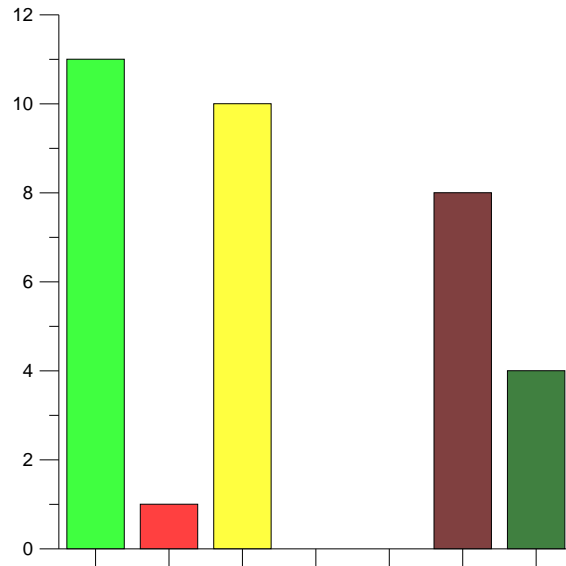
ID	Consultation Point	Consultee	Agent	Answer	Date	Version	Status	Type
20				There is already a school near by on that road if not opposite so access on a morning and evening with all the traffic will be a major issue	03/10/19 11:57	0.1	Submitted	web

Are you responding as: -

Are you responding as: -

Question responses: **34 (97.14%)**

Are you responding to this consultation as a

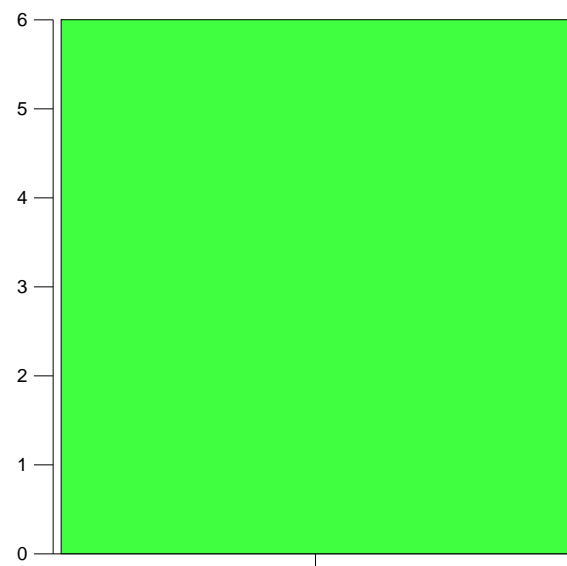


	% Total	% Answer	Count
Parent	31.43%	32.35%	11
Carer	2.86%	2.94%	1
School Teacher	28.57%	29.41%	10
Governor	0.00%	0.00%	0
Local Councillor	0.00%	0.00%	0
Local Resident	22.86%	23.53%	8
Other	11.43%	11.76%	4
[No Response]	2.86%	--	1
Total	100.00%	100.00%	35

Responding to consultation - other

Question responses: **6 (17.14%)**

Other, please tell us here



	% Total	% Answer	Count
<input checked="" type="checkbox"/> [Responses]	17.14%	100.00%	6
<input type="checkbox"/> [No Response]	82.86%	--	29
Total	100.00%	100.00%	35

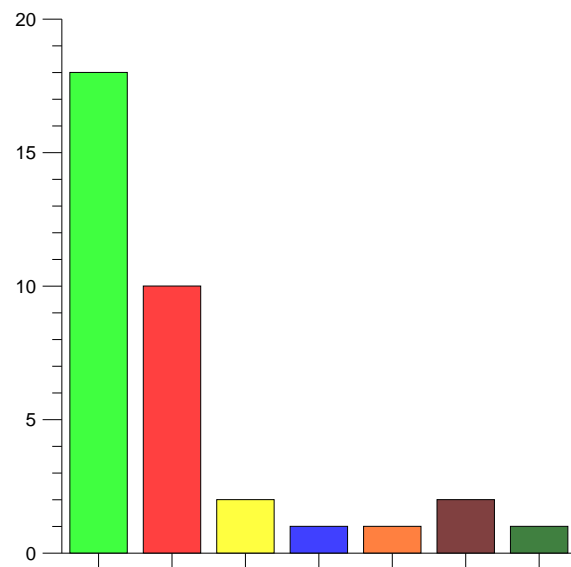
ID	Consultation Point	Consultee	Agent	Answer	Date	Version	Status	Type
10				site supervisor willowfields	02/10/19 06:23	0.1	Submitted	web
14				EMPLOYEE	02/10/19 13:05	0.1	Submitted	web

Responding to consultation - other

ID	Consultation Point	Consultee	Agent	Answer	Date	Version	Status	Type
16				School HLTA	03/10/19 11:21	0.1	Submitted	web
18				HLTA	03/10/19 11:25	0.1	Submitted	web
21				School Cook	03/10/19 12:59	0.1	Submitted	web
26				I am also a childminder who does school run at Willow Fields Primary	04/10/19 08:35	0.1	Submitted	web

Employment Status

Question responses: **35 (100.00%)**

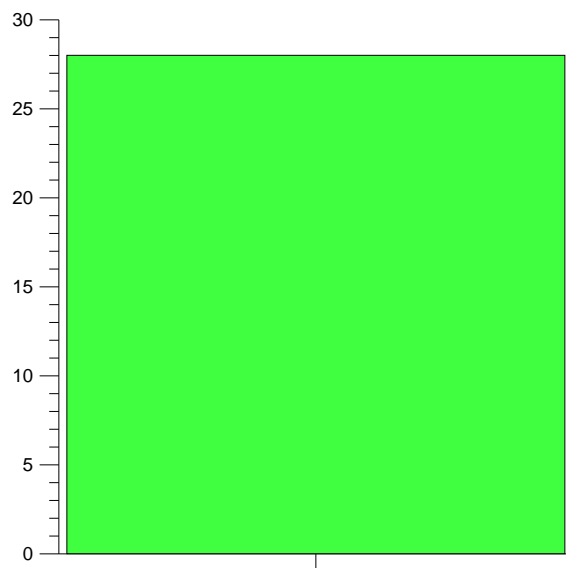


	% Total	% Answer	Count
■ Employed full time	51.43%	51.43%	18
■ Employed part time	28.57%	28.57%	10
■ Unemployed	5.71%	5.71%	2
■ In education or training	2.86%	2.86%	1
■ Houseperson (if you stay at home and manage your household)	2.86%	2.86%	1
■ Retired	5.71%	5.71%	2
■ Prefer not to say	2.86%	2.86%	1
Total	100.00%	100.00%	35

How did you hear about survey - other

Question responses: **28 (80.00%)**

Please tell us how you heard about the survey here



	% Total	% Answer	Count
<input checked="" type="checkbox"/> [Responses]	80.00%	100.00%	28
<input type="checkbox"/> [No Response]	20.00%	--	7
Total	100.00%	100.00%	35

ID	Consultation Point	Consultee	Agent	Answer	Date	Version	Status	Type
1				Willow fields facebook	01/10/19 14:46	0.1	Submitted	web
3				School	01/10/19 14:55	0.1	Submitted	web

How did you hear about survey - other

ID	Consultation Point	Consultee	Agent	Answer	Date	Version	Status	Type
4				The school	01/10/19 14:55	0.1	Submitted	web
5				My child attends the school so heard via text message	01/10/19 14:57	0.1	Submitted	web
6				School	01/10/19 15:29	0.1	Submitted	web
7				Through school	01/10/19 15:56	0.1	Submitted	web
8				Word of mouth	01/10/19 16:48	0.1	Submitted	web
9				My children go to this school	01/10/19 18:30	0.1	Submitted	web
13				Word of mouth	02/10/19 07:19	0.1	Submitted	web
14				WEB LINK	02/10/19 13:05	0.1	Submitted	web
15				In school	02/10/19 20:57	0.1	Submitted	web
16				School	03/10/19 11:21	0.1	Submitted	web
17				From school	03/10/19 11:24	0.1	Submitted	web

How did you hear about survey - other

ID	Consultation Point	Consultee	Agent	Answer	Date	Version	Status	Type
18				Through working at Willow Fields Primary	03/10/19 11:25	0.1	Submitted	web
19				Suzie	03/10/19 11:28	0.1	Submitted	web
20				Text via the school	03/10/19 11:57	0.1	Submitted	web
21				At work	03/10/19 12:59	0.1	Submitted	web
22				From willow Fields Primary	04/10/19 04:39	0.1	Submitted	web
23				School	04/10/19 08:19	0.1	Submitted	web
24				Work at willow fields	04/10/19 08:25	0.1	Submitted	web
25				Headteacher at school	04/10/19 08:26	0.1	Submitted	web
26				At the Primary school	04/10/19 08:35	0.1	Submitted	web
27				Work	04/10/19 08:38	0.1	Submitted	web
28				From head teacher	04/10/19 08:59	0.1	Submitted	web

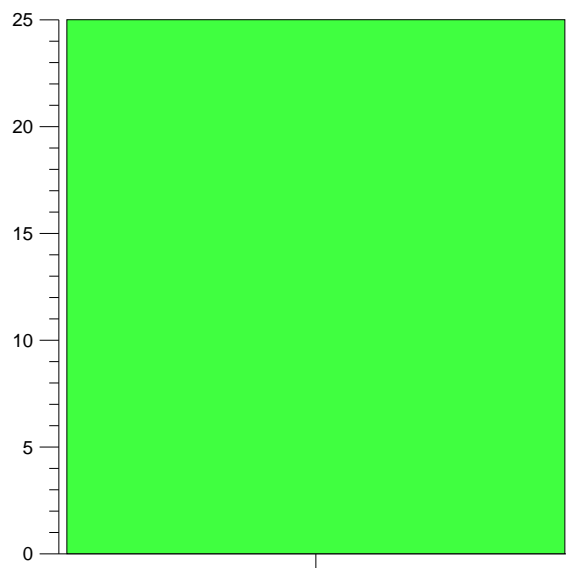
How did you hear about survey - other

ID	Consultation Point	Consultee	Agent	Answer	Date	Version	Status	Type
29				School	04/10/19 11:12	0.1	Submitted	web
30				Live in the local area	04/10/19 16:02	0.1	Submitted	web
32				Teacher	04/10/19 17:30	0.1	Submitted	web
35				A freind	07/10/19 07:41	0.1	Submitted	web

Postcode

Question responses: **25 (71.43%)**

To help us understand views in different areas of the city, please tell us your postcode



	% Total	% Answer	Count
<input checked="" type="checkbox"/> [Responses]	71.43%	100.00%	25
<input type="checkbox"/> [No Response]	28.57%	--	10
Total	100.00%	100.00%	35

ID	Consultation Point	Consultee	Agent	Answer	Date	Version	Status	Type
1				Sr52qh	01/10/19 14:46	0.1	Submitted	web
3				Sr55sn	01/10/19 14:55	0.1	Submitted	web

ID	Consultation Point	Consultee	Agent	Answer	Date	Version	Status	Type
4				Sr55ah	01/10/19 14:55	0.1	Submitted	web
5				Sr55ay	01/10/19 14:57	0.1	Submitted	web
6				SR5 5RT	01/10/19 15:29	0.1	Submitted	web
7				Sr5 5en	01/10/19 15:56	0.1	Submitted	web
8				SR5 5SX	01/10/19 16:48	0.1	Submitted	web
9				Sr5 2bu	01/10/19 18:30	0.1	Submitted	web
10				sr55xz	02/10/19 06:23	0.1	Submitted	web
13				SR5 5SZ	02/10/19 07:19	0.1	Submitted	web
14				SR5	02/10/19 13:05	0.1	Submitted	web
16				Sr7 7dy	03/10/19 11:21	0.1	Submitted	web
17				SR53NB	03/10/19 11:24	0.1	Submitted	web

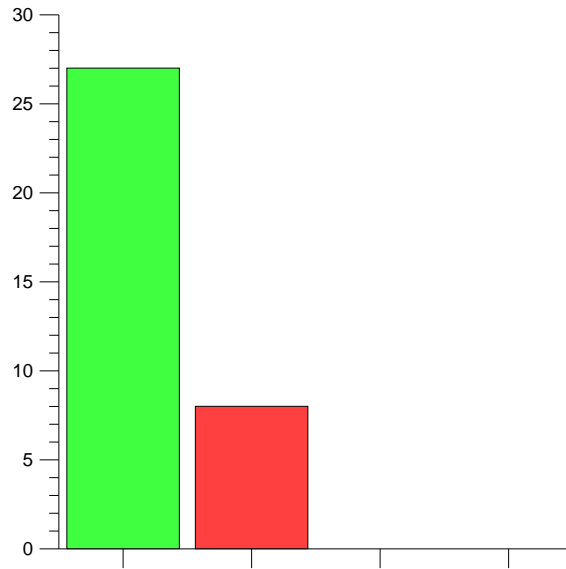
ID	Consultation Point	Consultee	Agent	Answer	Date	Version	Status	Type
18				SR6 9PQ	03/10/19 11:25	0.1	Submitted	web
19				Ne37 2qb	03/10/19 11:28	0.1	Submitted	web
20				Sr5 5LT	03/10/19 11:57	0.1	Submitted	web
21				sr6	03/10/19 12:59	0.1	Submitted	web
22				Sr5 5sh	04/10/19 04:39	0.1	Submitted	web
23				sr5 5ha	04/10/19 08:19	0.1	Submitted	web
24				Sr5 5rp	04/10/19 08:25	0.1	Submitted	web
25				Ne389be	04/10/19 08:26	0.1	Submitted	web
26				SR55SZ	04/10/19 08:35	0.1	Submitted	web
28				Ne27 0dq	04/10/19 08:59	0.1	Submitted	web
29				Sr2 0dw	04/10/19 11:12	0.1	Submitted	web

ID	Consultation Point	Consultee	Agent	Answer	Date	Version	Status	Type
30				SR53LX	04/10/19 16:02	0.1	Submitted	web

Gender

Question responses: **35 (100.00%)**

Please specify your gender

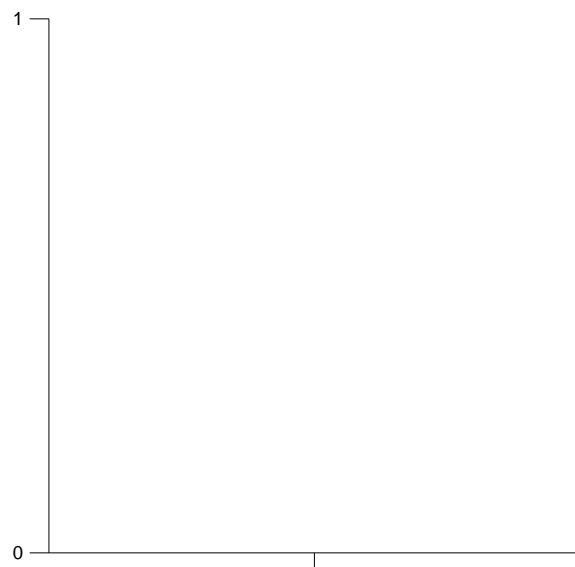


	% Total	% Answer	Count
Female	77.14%	77.14%	27
Male	22.86%	22.86%	8
Prefer not to say	0.00%	0.00%	0
Other (please state below)	0.00%	0.00%	0
Total	100.00%	100.00%	35

Gender - other

Question responses: **0 (0.00%)**

Other - please tell us here



	% Total	% Answer	Count
<input type="checkbox"/> [Responses]	0.00%	0%	0
<input type="checkbox"/> [No Response]	100.00%	--	35
Total	100.00%	0%	35

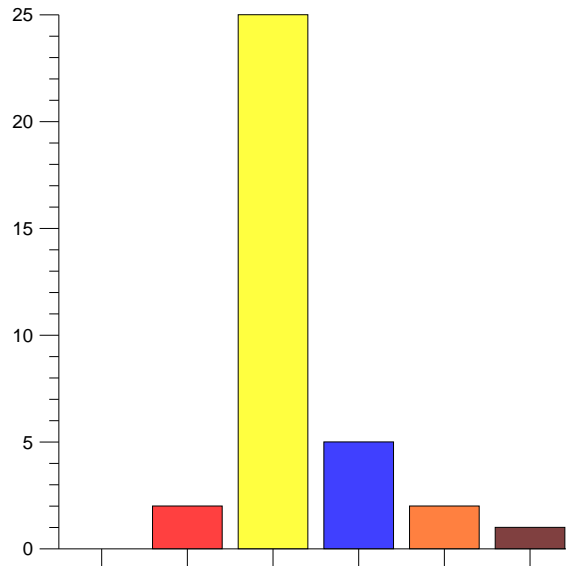
There is no data to display for this question

Age

Age

Question responses: **35 (100.00%)**

Please specify your age group

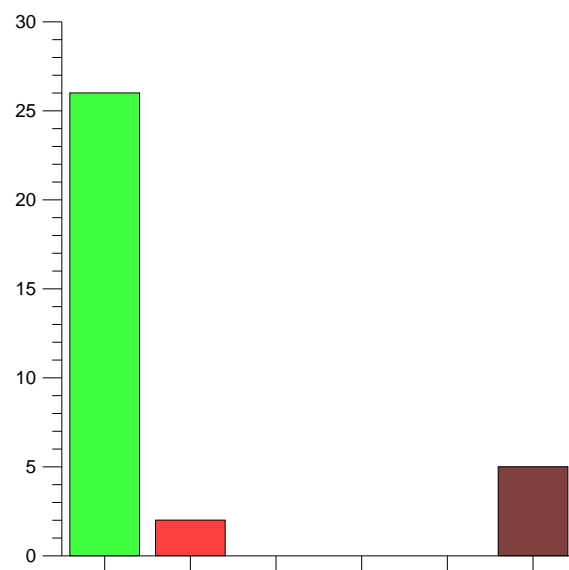


	% Total	% Answer	Count
17 or under	0.00%	0.00%	0
18-24	5.71%	5.71%	2
25-44	71.43%	71.43%	25
45-59	14.29%	14.29%	5
Over 60 years	5.71%	5.71%	2
Prefer not to say	2.86%	2.86%	1
Total	100.00%	100.00%	35

Sexual orientation

Question responses: **33 (94.29%)**

How would you define your sexual orientation?

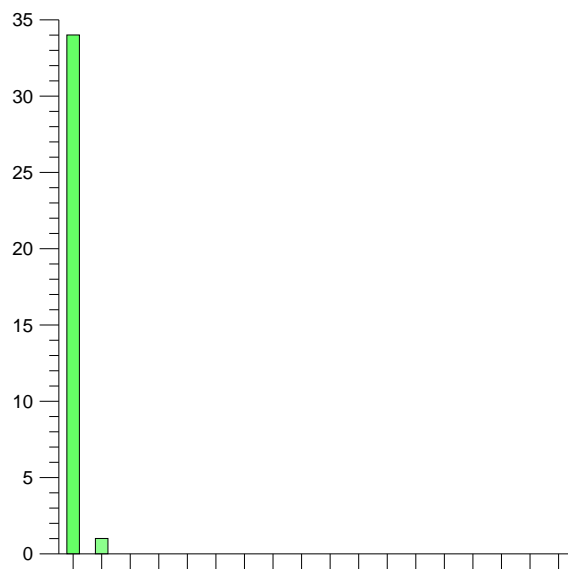


	% Total	% Answer	Count
■ Heterosexual	74.29%	78.79%	26
■ Gay	5.71%	6.06%	2
■ Bisexual	0.00%	0.00%	0
■ Lesbian	0.00%	0.00%	0
■ Other	0.00%	0.00%	0
■ Prefer not to say	14.29%	15.15%	5
■ [No Response]	5.71%	--	2
Total	100.00%	100.00%	35









Ethnicity

Question responses: **35 (100.00%)**

What is your ethnic group?



	% Total	% Answer	Count
White			
English / Welsh / Scottish / Northern Irish / British	97.14%	97.14%	34
Irish	2.86%	2.86%	1
Gypsy or Irish Traveller	0.00%	0.00%	0
Any other White background	0.00%	0.00%	0
Mixed/Multiple Ethnic Groups			
White and Black Caribbean	0.00%	0.00%	0
White and Black African	0.00%	0.00%	0
White and Asian	0.00%	0.00%	0
Any other Mixed background	0.00%	0.00%	0
Asian or Asian British			
Indian	0.00%	0.00%	0
Pakistani	0.00%	0.00%	0

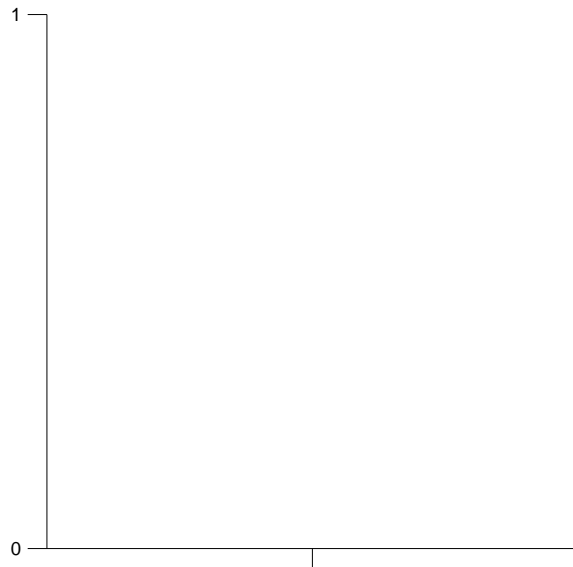
	% Total	% Answer	Count
 Bangladeshi	0.00%	0.00%	0
 Chinese	0.00%	0.00%	0
 Any other Asian background	0.00%	0.00%	0
Black/African/Caribbean/Black British			
 Caribbean	0.00%	0.00%	0
 African	0.00%	0.00%	0
 Any other Black background	0.00%	0.00%	0
Other ethnic group			
 Arab	0.00%	0.00%	0
 Any other ethnic group	0.00%	0.00%	0
Total	100.00%	100.00%	35

Other ethnicity

Question responses: **0 (0.00%)**

The above ethnic groups are those categories used on the 2011 census. If you feel that these categories do not represent your ethnicity please use your preferred description here e.g. Polish

If you selected other, please write your ethnic group in the box below



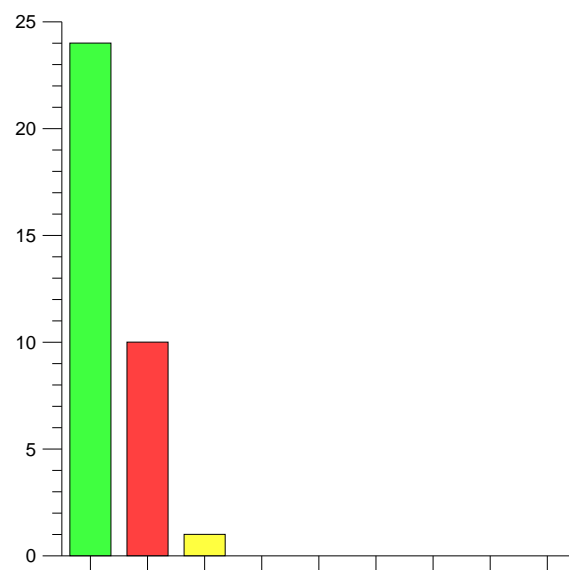
	% Total	% Answer	Count
<input type="checkbox"/> [Responses]	0.00%	0%	0
<input type="checkbox"/> [No Response]	100.00%	--	35
Total	100.00%	0%	35

There is no data to display for this question

Religious belief

Question responses: **35 (100.00%)**

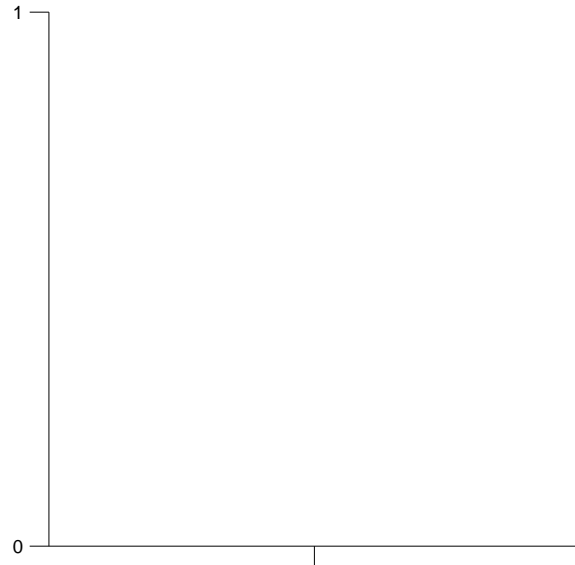
What is your religion?



	% Total	% Answer	Count
■ No religion	68.57%	68.57%	24
■ Christian (including Church of England, Catholic, Protestant and all other Christian denominations)	28.57%	28.57%	10
■ Buddhist	2.86%	2.86%	1
■ Hindu	0.00%	0.00%	0
■ Jewish	0.00%	0.00%	0
■ Muslim	0.00%	0.00%	0
■ Sikh	0.00%	0.00%	0
■ Prefer not to say	0.00%	0.00%	0
■ Any other religion (please write your religion in the box below)	0.00%	0.00%	0
Total	100.00%	100.00%	35

Other religion

Question responses: **0 (0.00%)**



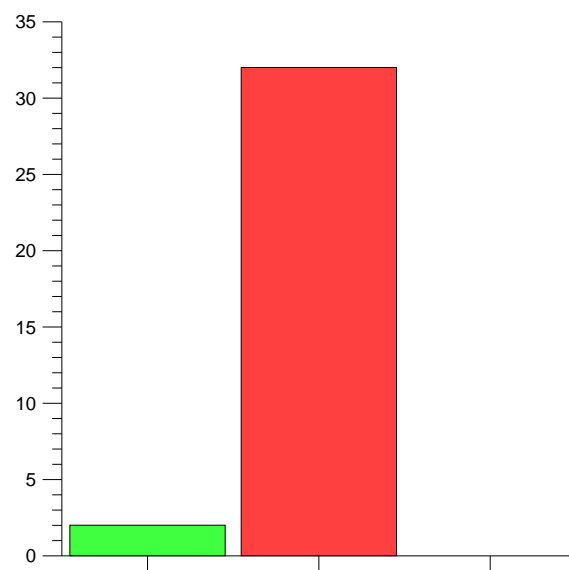
	% Total	% Answer	Count
<input type="checkbox"/> [Responses]	0.00%	0%	0
<input type="checkbox"/> [No Response]	100.00%	--	35
Total	100.00%	0%	35

There is no data to display for this question

Disability

Question responses: **34 (97.14%)**

Do you consider yourself to have a disability?

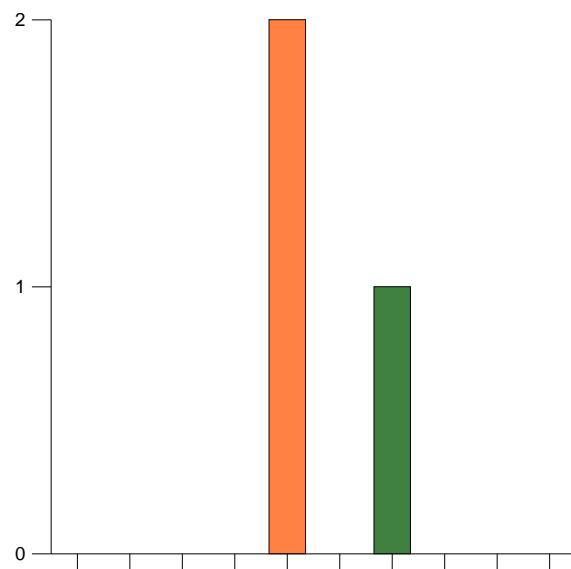


	% Total	% Answer	Count
<input type="checkbox"/> Yes	5.71%	5.88%	2
<input type="checkbox"/> No	91.43%	94.12%	32
<input type="checkbox"/> Prefer not to say	0.00%	0.00%	0
<input type="checkbox"/> [No Response]	2.86%	--	1
Total			35
			100.00%
			100.00%

Impairment

Question responses: 2 (5.71%)

How would you describe your disability?

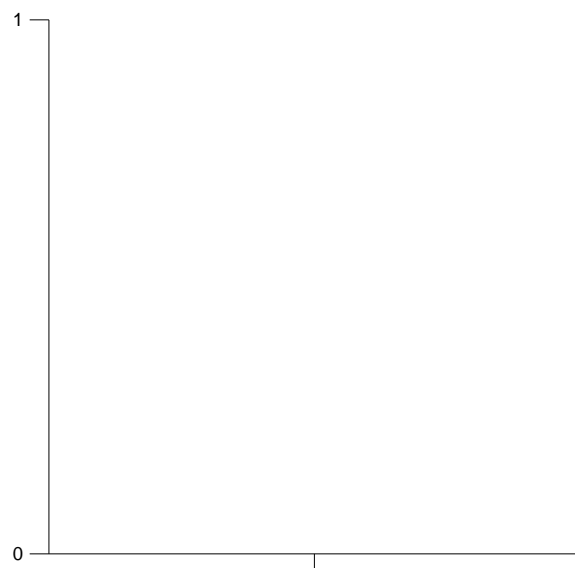


	% Total	% Answer	Frequency	Count
Visual impairment	0.00%	0.00%	0.00%	0
Speech impairment	0.00%	0.00%	0.00%	0
Hearing impairment	0.00%	0.00%	0.00%	0
Mobility (a wheelchair user)	0.00%	0.00%	0.00%	0
Mobility (not a wheelchair user)	5.56%	66.67%	5.71%	2
Mental health condition	0.00%	0.00%	0.00%	0
Long term medical condition	2.78%	33.33%	2.86%	1
Learning disability	0.00%	0.00%	0.00%	0
Hidden impairment	0.00%	0.00%	0.00%	0
Other	0.00%	0.00%	0.00%	0
[No Response]	91.67%	--	94.29%	33
Total	100.00%	100.00%	0%	36

Impairment other

Question responses: **0 (0.00%)**

Please specify disability here



	% Total	% Answer	Count
<input type="checkbox"/> [Responses]	0.00%	0%	0
<input type="checkbox"/> [No Response]	100.00%	--	35
Total	100.00%	0%	35

There is no data to display for this question

