

The logo for Tyne and Wear Fire and Rescue Service is positioned at the top left. It features a red banner with yellow and orange wavy shapes on the left. The text 'Tyne and Wear Fire and Rescue Service' is written in white on the red background. Below this, the slogan 'Creating the Safest Community' is written in a smaller, italicized white font. The website address 'www.twfire.gov.uk' is displayed in red below the slogan. To the right of the banner is the official fire service crest, which is a red shield with a gold border and a central emblem containing a blue and white design with a red 'T' and the words 'TYNE AND WEAR' at the bottom.

**Tyne and Wear Fire
and Rescue Service**

Creating the Safest Community

www.twfire.gov.uk



Bonfire Period Report

Incidents between 1st November and
6th November

Contents

Data contained in the following dashboards comes from the Incident Recording System which is transferred to a data warehouse at 09:00hrs every day. Changes made to the live IRS system before this time **will not be included** in the Power BI dashboards, changes made after this time will be picked up in the next data refresh the following morning.

Only IRS records that are marked as '**checked**' are included in the dashboards; any IRS reports in the live IRS system with a status of 'not started', 'not complete', 'complete' or 'complete-non CLG' are excluded from the data so that only validated incidents are included for reporting purposes. This is to ensure decisions are based on accurate, validated data.

Please note: Some incidents may be 're-opened' (and therefore changed to 'not complete' status) in the live IRS system for amendments. This may mean that they are temporarily removed from the dashboard if they are not changed back to 'checked' before the 09:00 data transfer.

Fiscal Year

- 2023/2024
- 2022/2023
- 2021/2022
- 2020/2021

District

- Gateshead
- Newcastle
- North Tyneside
- South Tyneside
- Sunderland

Station

- Select all
- Birtley (W)
- Byker (F)
- Chopwell (Z)
- Farringdon (Q)
- Gateshead (V)
- Gosforth (E)
- Hebburn (T)
- Marlev Park (M)

Ward

- Select all
- Arthur's Hill
- Barnes
- Battle Hill
- Beacon and Bents
- Bede
- Benton
- Benwell & Scotswood

Bonfire Period

Incidents between 1st November and 6th November

Injuries (LI05)

2

Deliberate Secondary Fires (LI16)

143

Deliberate Refuse Fires (LI18)

133

Wheelie Bin Fires

21

Primary Fires (LI29)

32

Firework Related Primary Fires (LI29)

0

Firefighter Attacks

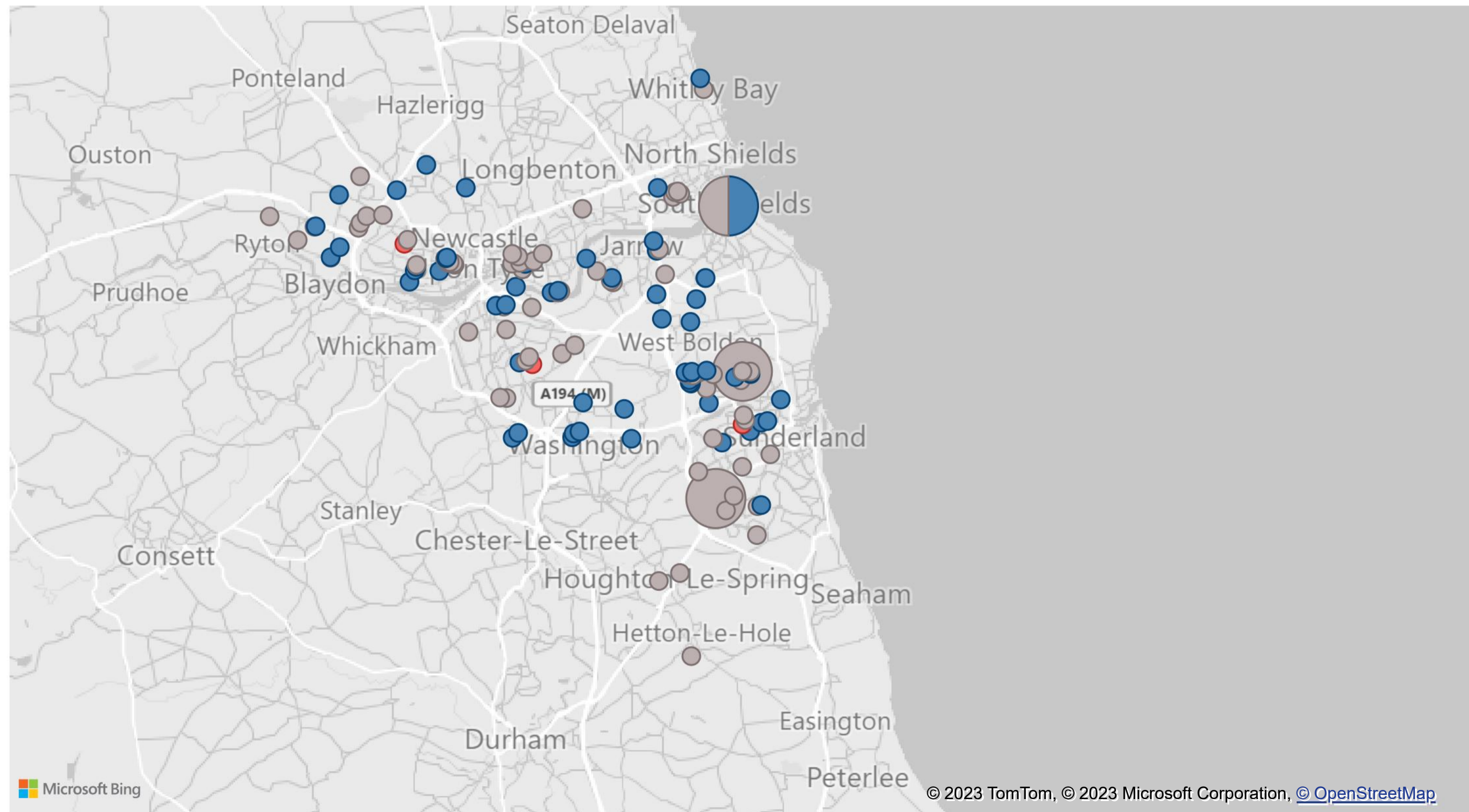
5

Total Number of Fires

196

LI 16 Incident Heatmap by Fire Cause

● Deliberate - others property ● Deliberate - own property ● Deliberate - unknown owner



Fiscal Year

- 2023/2024
- 2022/2023
- 2021/2022
- 2020/2021

District

- Gateshead
- Newcastle
- North Tyneside
- South Tyneside
- Sunderland

Station

- Select all
- Birtley (W)
- Byker (F)
- Chopwell (Z)
- Farringdon (Q)
- Gateshead (V)
- Gosforth (E)
- Hebburn (T)
- Marlev Park (M)

Ward

- Select all
- Arthur's Hill
- Barnes
- Battle Hill
- Beacon and Bents
- Bede
- Benton
- Benwell & Scotswood

Bonfire Period

Incidents between 1st November and 6th November

Injuries (LI05)

Victim Count	Same Period Last Year	% Change
2	2	0.0 %

Deliberate Secondary Fires (LI16)

Incident Count	Same Period Last Year	% Change
143	188	-23.9 %

Total Incidents

Incident Count	Same Period Last Year	Difference	% Change
422	451	-29	-6.4 %

Primary Fires (LI29)

Incident Count	Same Period Last Year	% Change
32	50	-36.0 %

Firework Related Primary Fires (LI29)

Incident Count	Same Period Last Year	% Change
0	3	-100.0 %

Total Incidents on 5th November

Incident Count	Same Period Last Year	Difference	% Change
153	155	-2	-1.3 %

Firefighter Attack

Incident Count	Same Period Last Year	% Change
5	7	-28.6 %

Wheelie Bin Fires

Incident Count	Same Period Last Year	% Change
21	37	-43.2 %

Deliberate Refuse Fires (LI18)

Incident Count	Same Period Last Year	% Change
133	176	-24.4 %

Firework Related Primary Fires on 5th November

Incident Count	Same Period Last Year	% Change
0	2	-100.0 %

Fiscal Year

- 2023/2024
- 2022/2023
- 2021/2022
- 2020/2021

District

- Gateshead
- Newcastle
- North Tyneside
- South Tyneside
- Sunderland

Station

- Select all
- Birtley (W)
- Byker (F)
- Chopwell (Z)
- Farringdon (Q)
- Gateshead (V)
- Gosforth (E)
- Hebburn (T)
- Marlev Park (M)

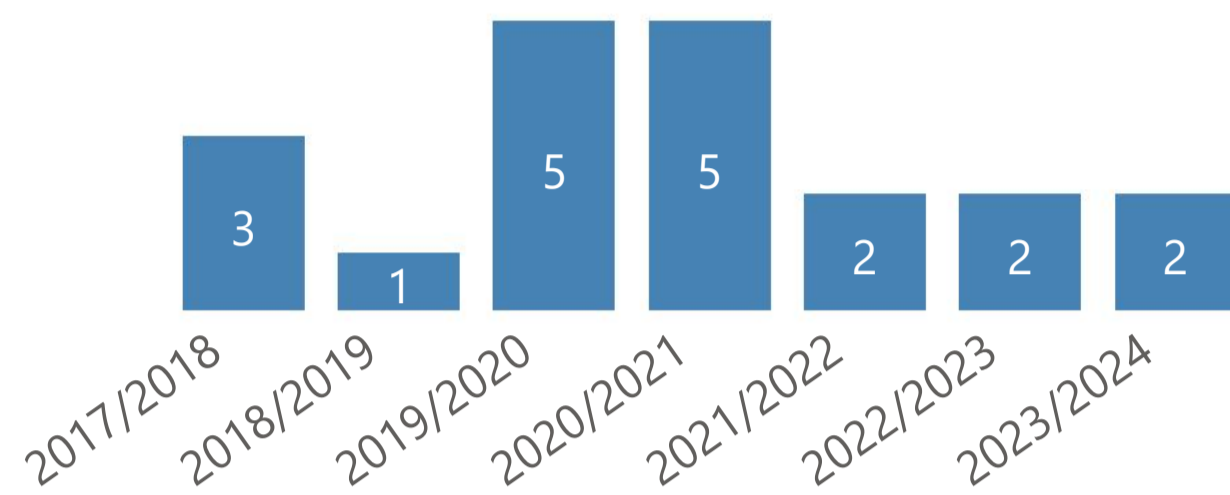
Ward

- Select all
- Arthur's Hill
- Barnes
- Battle Hill
- Beacon and Bents
- Bede
- Benton
- Benwell & Scotswood

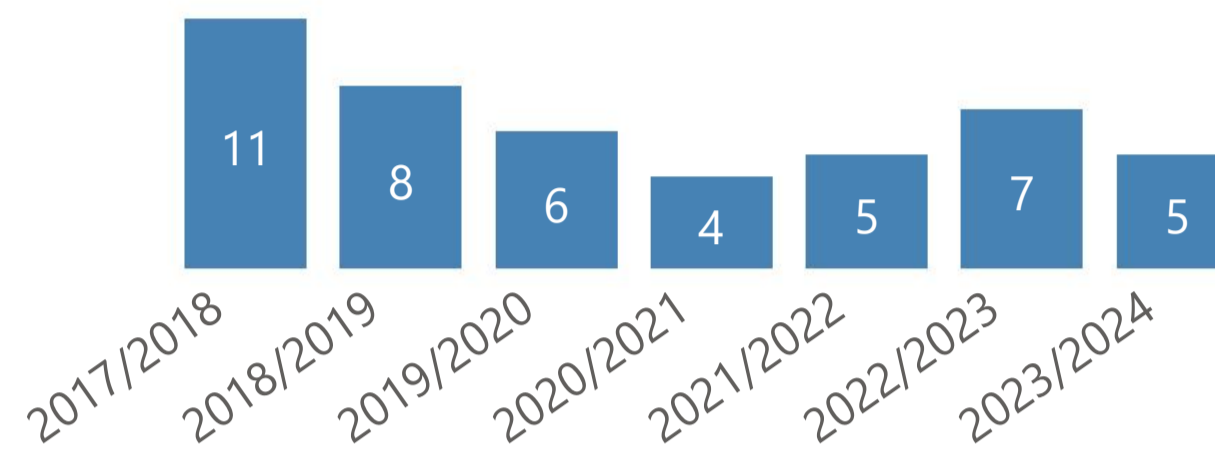
Bonfire Period

Incidents between 1st November and 6th November

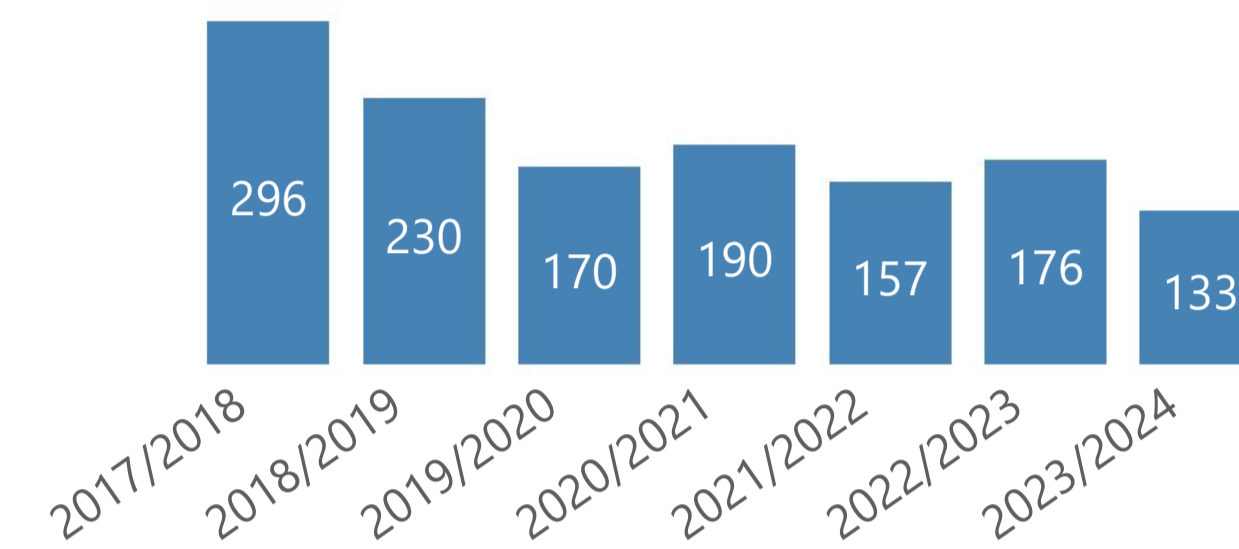
Injuries (LI05)



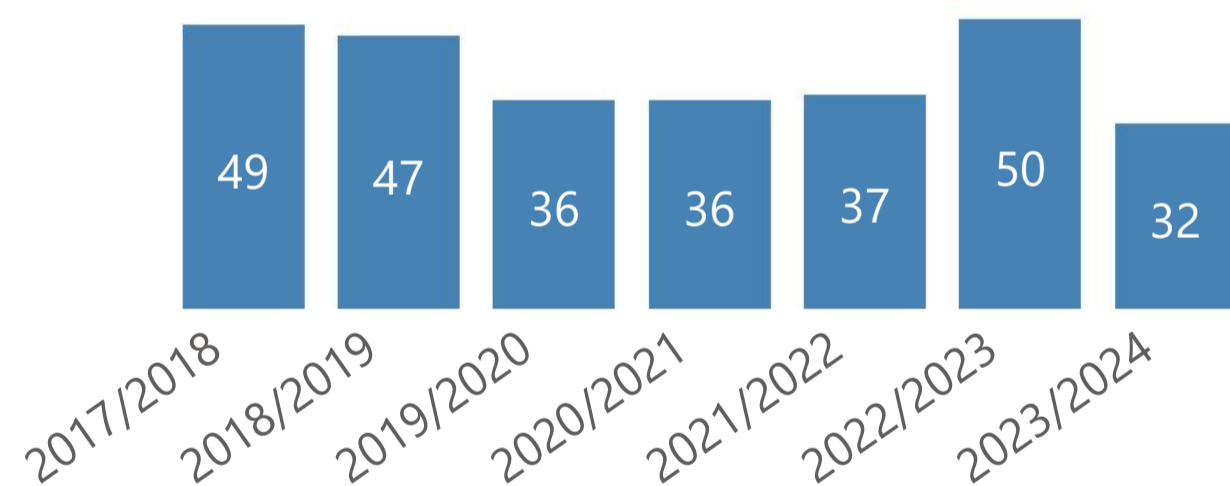
Firefighter Attacks



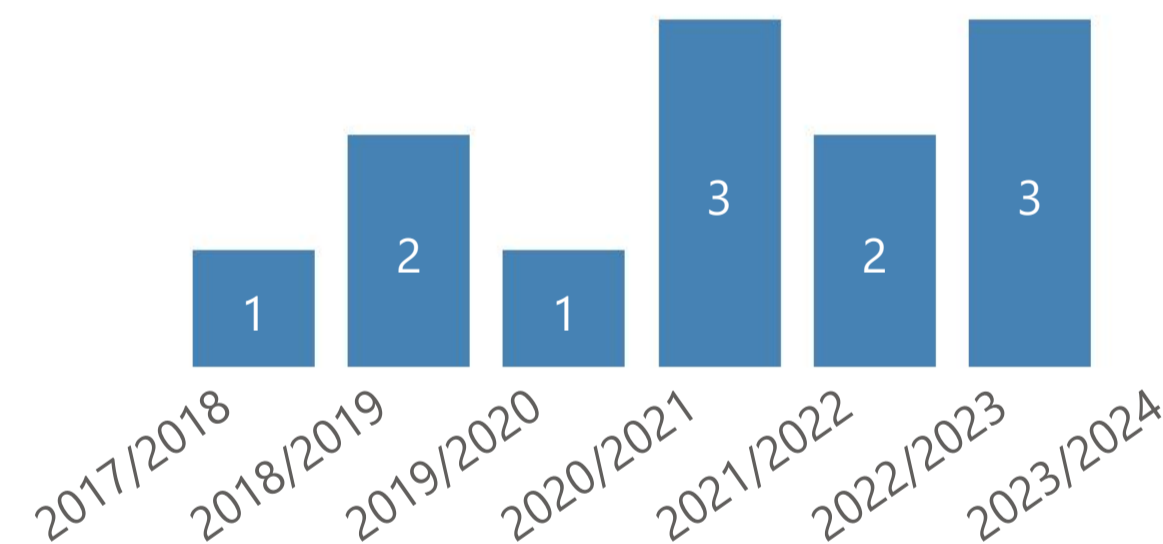
Deliberate Refuse Fires (LI18)



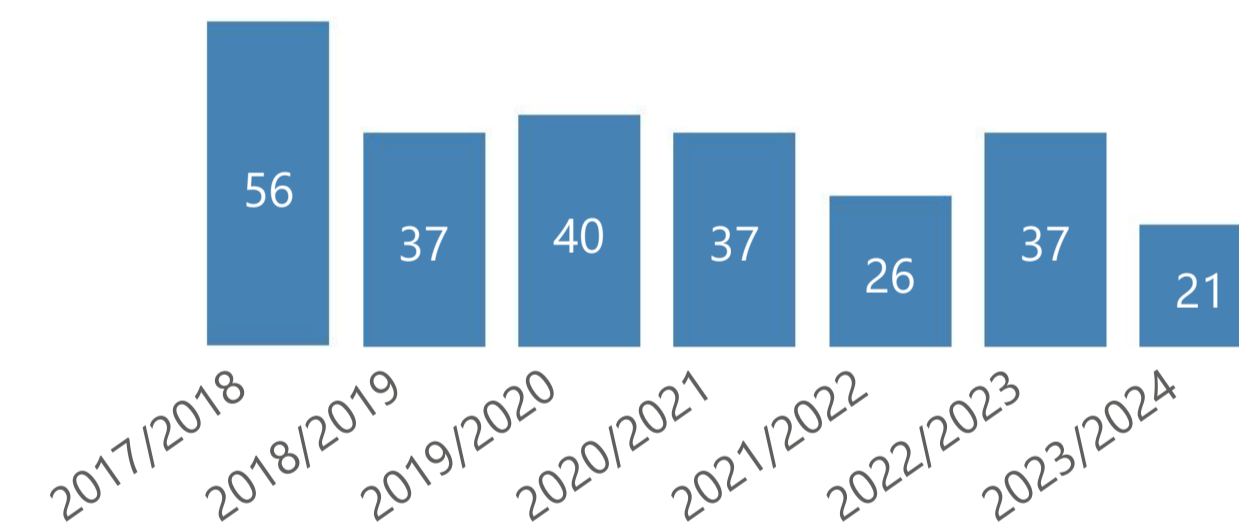
Primary Fires (LI29)



Firework Related Primary Fires (LI29)



Wheelie Bin Fires



Deliberate Secondary Fires (LI16)



Click here to see Number of Calls Per Day



Total Incidents (LI32)

Fiscal Year	1	2	3	4	5	6	Total
2023/2024	35	49	49	52	153	84	422
2022/2023	42	30	45	56	155	123	451
2021/2022	42	40	35	42	182	96	437
2020/2021	38	22	53	86	175	88	462
Total	287	327	345	469	1256	736	3420

5th November Data Only

Fiscal Year

- 2023/2024
- 2022/2023
- 2021/2022
- 2020/2021

District

- Gateshead
- Newcastle
- North Tyneside
- South Tyneside
- Sunderland

Station

- Select all
- Birtley (W)
- Byker (F)
- Chopwell (Z)
- Farringdon (Q)
- Gateshead (V)
- Gosforth (E)
- Hebburn (T)
- Marlev Park (M)

Ward

- Select all
- Arthur's Hill
- Barnes
- Battle Hill
- Beacon and Bents
- Bede
- Benton
- Benwell & Scotswood

Injuries (LI05)

Victim Count	Same Period Last Year	% Change
0	0	0.0 %

Deliberate Secondary Fires (LI16)

Incident Count	Same Period Last Year	% Change
66	72	-8.3 %

Total Incidents

Incident Count	Same Period Last Year	Difference	% Change
153	155	-2	-1.3 %

Primary Fires (LI29)

Incident Count	Same Period Last Year	% Change
12	14	-14.3 %

Firework Related Primary Fires (LI29)

Incident Count	Same Period Last Year	% Change
0	2	-100.0 %

Firefighter Attack

Incident Count	Same Period Last Year	% Change
3	4	-25.0 %

Wheelie Bin Fires

Incident Count	Same Period Last Year	% Change
9	15	-40.0 %

Deliberate Refuse Fires (LI18)

Incident Count	Same Period Last Year	% Change
61	68	-10.3 %

Firework Related Primary Fires on 5th November

Incident Count	Same Period Last Year	% Change
0	2	-100.0 %

LI 16 Incident Heatmap by Fire Cause

- Deliberate - others ...
- Deliberate - o...
- Deliberate - ...

