












## Appendix 1

### Access to Housing Policy Review Recommendations - Progress to September 2010

SCR.SCM.PRR.ATH Access to Housing				
Action	Owner	Timescale	RAG	Progress
Joint System with Gentoo currently being developed as part of HHAS Access to Housing project. Phase 1 - A joint system with Gentoo.	Caddick, Alan	31/12/2010	●	<ul style="list-style-type: none"> <li>As mentioned at the last Committee the implementation date has been changed to March 2011 to allow Sunderland to 'go live' first with the new Sub-regional scheme.</li> </ul>
RSL's and accredited Private Landlords currently being developed as part of HHAS Access to Housing project. Phase 2 - Involving all other RSL's and accredited Private Landlords.	Caddick, Alan	31/03/2012	●	<ul style="list-style-type: none"> <li>On schedule. The new allocation policy will be consulted on with the RSL's to ensure the principles are already agreed prior to the second phase of implementation.</li> </ul>
Continue the work already ongoing with the development of a Tyne & Wear sub regional CBL scheme. Begin engagement with other neighbouring Local Authorities not included in the Tyne & Wear Group, namely County Durham	Caddick, Alan	31/03/2012	●	<ul style="list-style-type: none"> <li>This is still an area of work being progressed. The Tyne &amp; Wear Sub Regional Scheme should commence in September 2011 and work has been ongoing with the other Local Authority areas.</li> </ul>
Create a consultation plan for the implementation of CBL and ensure a Consultation rep. is part of the Project Team	Caddick, Alan	31/05/2010	★	<ul style="list-style-type: none"> <li>Achieved</li> </ul>
Legal Service to be fully involved within Project team and to comment on all proposals	Assigned, ToBe	31/05/2010	★	<ul style="list-style-type: none"> <li>Achieved</li> </ul>
Jointly engage with customers as part of the consultation plan and create published service standards that are regular monitored and publicly reported on	Caddick, Alan	31/12/2010	●	<ul style="list-style-type: none"> <li>The consultation on the draft Allocations Policy will help to shape this with Service Standards being agreed early 2011.</li> </ul>
Involve communication reps in the Project Team and use the consultation to the type of literature that is produced. Link to the Reducing the Risk of Homelessness Project as work already carried out.	Caddick, Alan	31/12/2010	★	<ul style="list-style-type: none"> <li>Achieved</li> </ul>
Review of the current customer experience & link to the work currently being done on outcome monitoring and the literature being created (Linked to 3, 5 & 6)	Caddick, Alan	31/12/2010	●	<ul style="list-style-type: none"> <li>Workshops are ongoing to create a clear outcome monitoring process &amp; procedure. With this being in place for the implementation of the new scheme in March 2011.</li> </ul>
Develop and improve customer signposting in relation to access to housing. Involve as part of the Reducing the Risk of Homelessness project - Early Warning Work Package - aim to ensure pathways and protocols are in place to ensure the best customer journey	Caddick, Alan	31/03/2011	●	<ul style="list-style-type: none"> <li>The Housing Options team is currently involved in a service review regarding the new City Centre Customer Service Centre it is intended that the new model of delivery will ensure improved customer signposting arrangements. The Council will develop these solutions in partnership with housing providers</li> </ul>
Landlord accreditation scheme is currently being reviewed and the Landlord Forum recently re-launched. This should form part of this.	Caddick, Alan	30/07/2010	★	<ul style="list-style-type: none"> <li>A draft Cabinet report in respect to the review of landlord Accreditation is with the Head of Strategic Housing and a date for DMT to progress the report to Cabinet is awaited. The landlord Forum has had 3 meetings this year and is growing in strength, attendance and debate.</li> </ul>
Consider extending CBL to private rented sector. This will be included as part of Phase 2 implementation (see 1)	Caddick, Alan	31/03/2012	●	<ul style="list-style-type: none"> <li>This will be commenced after the implementation of the new local scheme in March 2011.</li> </ul>

## Appendix 1 A Place to Play Policy Review Recommendations - Progress to September 2010

SCR.SCM.PRR01 Potential sites for poster points				
				Total
3	5	12		20
	Owner	Timescale	RAG	Progress
To identify potential sites for poster points in and around the city and also to identify the resources to purchase poster point.	Channing, Zoe	31/05/2010		<ul style="list-style-type: none"> <li>Alternative ways of raising profile of music events in Sunderland developed through the Sunderland Live Fringe Festival in May and support for the SPLIT Fringe Festival in September. Arts Council funding not suitable for the purpose of the poster sites. Alternative options currently being researched.</li> </ul>
To undertake research into best practice with regard to the management and maintenance of poster sites	Channing, Zoe	28/02/2010		<ul style="list-style-type: none"> <li>Completed</li> </ul>
To explore the development of a promoter's network for Sunderland including other forms of entertainment like dance and theatre.	Channing, Zoe	31/05/2010		<ul style="list-style-type: none"> <li>The Arts &amp; Creative Development Team attend the Promoters Network monthly meetings to exchange information. The Promoters Network has been involved in both the Sunderland Live Fringe Festival and the SPLIT Fringe Festival. Both events received financial support from the Community Arts Budget.</li> </ul>
To identify existing and emerging promoters and look to develop support mechanisms within the city for promoters	Channing, Zoe	30/04/2010		<ul style="list-style-type: none"> <li>Two workshops have taken place in Sunderland to support existing and emerging promoters. The Bunker is working in partnership with Generator to deliver the Music Business 2 Music Business seminars to support new music businesses in Sunderland between September and November 2010.</li> </ul>
To continue to ensure that music plays a prominent part in festivals and flagship events and that relationships with the local music scene are further enhanced.	Channing, Zoe	not set		<ul style="list-style-type: none"> <li>Music has featured as part of Sunderland Live, Sunderland International Friendship Festival, International Airshow and is scheduled to feature as part of Houghton Feast, the Christmas programme and the Seaside Towns Cultural programme 2011.</li> </ul>
To support the development of music with both young people, adults and professionals through the development of Arts Centre Washington as a music venue.	Channing, Zoe	not set		<ul style="list-style-type: none"> <li>The new Community Music Spaces offer a range of resources free of charge to musicians between the ages of 16 and 24 including: <ul style="list-style-type: none"> <li>Practise rooms</li> <li>Instruments</li> <li>PA equipment</li> <li>Digital recording Studio</li> <li>Technical support</li> </ul> </li> <li>These resources can be accessed on Tuesday and Wednesday evenings and Sunday afternoons.</li> <li>Music opportunities for young people continue to be developed through Remix, in association with Oxclose Music Project for ages 13 - 19 as part of the wider Remix programme offering free arts activities every week.</li> <li>Pandemic is a regular under 18's rock night organised in association with Oxclose and District Young Peoples Project performed by young people for young people.</li> <li>Hothouse is a monthly showcase for the best new rock and indie bands in the area and is organised in association with The Bunker, Sunderland</li> <li>In addition to its music development programmes, Arts Centre Washington hosts the weekly Davy Lamp Folk Club every Saturday night.</li> </ul>
To hold discussions with youth development groups to consider the issues around transport for young people to access music events within the city centre.	Channing, Zoe	31/12/2010		<ul style="list-style-type: none"> <li>Discussions are ongoing with Youth Development in relation to a number of issues including music.</li> </ul>
To identify and develop a Sunderland directory of rehearsal and performance spaces for performers, promoters and audiences.	Channing, Zoe	31/03/2010		<ul style="list-style-type: none"> <li>Arts &amp; Creative Development to work in partnership with music promoters to produce an online directory to be launched in March 2011.</li> </ul>
To explore the notion of a centralised ticket sale facility for the city.	Channing, Zoe	30/06/2010		<ul style="list-style-type: none"> <li>Arts Centre Washington is currently exploring the potential to use on line ticket booking via their website.</li> </ul>
To raise awareness of the current marketing avenues available to promote music events and to explore a variety of different methods including the use of new technology.	Channing, Zoe	not set		<ul style="list-style-type: none"> <li>The use of Facebook and Myspace to promote projects and events has increased and organisations continue to be signposted to <a href="http://www.sunderlandevents.com">www.sunderlandevents.com</a> and the Tourist Information Centres to promote their activity.</li> </ul>
To raise awareness of existing venues through the development, production and distribution of a Sunderland Music Directory.	Channing, Zoe	30/04/2010		<ul style="list-style-type: none"> <li>Same as 8.</li> </ul>
To continue to explore opportunities for a small to medium sized venue within the current regeneration of the city centre	Channing, Zoe	30/04/2010		<ul style="list-style-type: none"> <li>Officers continue to explore opportunities for the development of a small to medium sized venue</li> </ul>
To raise the profile of the diverse range of music venues currently available in and around Sunderland that already cater for a variety of music genres.	Channing, Zoe	30/06/2010		<ul style="list-style-type: none"> <li>The production of a regular music / arts newsletter is being explored in conjunction with partners with the first edition circulated in March 2011.</li> </ul>

SCR.SCM.PRR01 Potential sites for poster points				
	Owner	Timescale	RAG	Progress
To develop a venue network for the city that provides support and assists venues in supporting themselves.	Channing, Zoe	30/06/2010	★	<ul style="list-style-type: none"> <li>This is being addressed via the Promoters Network meetings.</li> </ul>
To highlight and signpost Springwell Village Hall as a model of good practice as a local community venue.	Channing, Zoe	30/06/2010	★	<ul style="list-style-type: none"> <li>Conversations are ongoing between the Arts &amp; Creative Development Team and Oxclose and District Young People's Project. To be linked into the music newsletter.</li> </ul>
To support the refurbishment of Holy Trinity by the Churches Conservation Trust through partnership working that realises the potential of the venue as a hub of creative activity.	Channing, Zoe	not set	★	<ul style="list-style-type: none"> <li>The Churches Commission are rethinking the development of the venue as a centre for creative activity. Arts &amp; Creative Development will continue to support where possible.</li> </ul>
To continue to offer advice, support and information to the University Big Band.	Channing, Zoe	not set	★	<ul style="list-style-type: none"> <li>The Arts &amp; Creative Development Team continues to promote the festival where possible and support activities. The City Council financially supported the festival in 2010 and an SIB application has been submitted for support towards the 2011 festival.</li> </ul>
To identify resources within the City Council to address issues identified throughout the review report that will develop the infrastructure required for music to grow and develop in Sunderland in line with the overarching music strategy for Sunderland	Channing, Zoe	28/02/2010	★	<ul style="list-style-type: none"> <li>Funding currently being provided on a project or events basis such as Sunderland Live Fringe Festival, the International Airshow, the Christmas Programme 2010 and the individual proposals to Youth Music. Funding for the long-term strategic development of music in Sunderland needs to be considered.</li> </ul>
To look at the creation of a music development group, that includes the key music stakeholders within the city, to ensure a coordinated and joined up approach to the development and implementation of the recommendations of this review and the wider music strategy delivery plan.	Channing, Zoe	28/02/2010	★	<ul style="list-style-type: none"> <li>The first meeting took place in May 2010. The second meeting is to be scheduled for November 2010.</li> </ul>
To devise a delivery plan including key actions, milestones and costings to monitor progress on the review report and its recommendations, that will sit within the wider delivery plan for music development in Sunderland	Channing, Zoe	30/04/2010	●	<ul style="list-style-type: none"> <li>The action plan has been absorbed into the wider Sunderland Music Development Framework and Action Plan.</li> </ul>

## Appendix 1 Report Key

These columns show the level of performance for the latest reporting period and the same period in the previous year. A question mark means that information is not available

The target is what we want to achieve. A question mark means that a target has not been set

	2008/09 Outturn	2009/10 Outturn	Are we improving?	Target	Have we achieved the target?	Commentary
The net increase in additional homes provided (NI154).	299.00	384.00	✓	90.00	★	
The number of affordable homes delivered (supply of social rent housing and intermediate housing) (NI155)	230.00	191.00	✗	133.00	★	<ul style="list-style-type: none"> <li>The 2008/9 outturn was greater due to a large number of extra care units being created. The outturn figure for 2009/10 was above the projected target.</li> </ul>
The number of homeless households living in temporary accommodation (NI156).	9.00	9.00	→	5.00	▲	<ul style="list-style-type: none"> <li>Overall temporary accommodation use has not changed from the previous year due to the relatively low number of households who require temporary accommodation provision.</li> </ul>

This is a comparison of the latest outturn against the same period the previous year. The symbols mean

performance has improved	✓
performance is stable	→
performance has declined	✗
Information is not available	?

This traffic light is a comparison of performance against the target set for the year

The target has been achieved	★
Performance is within 10% of the target	●
The target has not been achieved	▲
Not applicable due to no target being set	!









## Housing

	Sept 2009 Position	Latest Position Sept 2010	Are we improving?	Target	Have we achieved the target?	Commentary
The net increase in additional homes provided (NI154).	185.00	384.00	✓	350.00	★	
The number of affordable homes delivered (supply of social rent housing and intermediate housing) (NI155)	230.00	191.00	✗	147.00	★	
The number of homeless households living in temporary accommodation (NI156).	12.00	7.00	✓	4.00	▲	• Overall temporary accommodation use has not changed from the previous year due to the relatively low number of households who require temporary accommodation provision.
The % of private sector homes vacant for 6+ months (LPI042)	2.52 %	2.40 %	✓	2.50 %	★	
The % of social housing that is decent (LPI043)	99.40 %	99.90 %	✓	100.00 %	●	
The total number of homelessness cases prevented (LPI044)	386.00 %	648.00 %	✓	730.00 %	★	
The number of homelessness prevention cases per 1000 households (LPI045)	3.10	5.29	✓	5.85	★	
The number of private sector vacant dwellings that are returned into occupation or demolished as a direct result of action by the local authority (BV064)	108.00	140.00	✓	376.00	★	• The number of properties declined due to capacity issues in services, additional posts have now been recruited.
The average length of stay in bed and breakfast accommodation of households which include dependent children or a pregnant woman and which are unintentionally homeless and in priority need.	4.53	6.55	✗	2.00	▲	• Due to the reduction in the number of alternative and suitable move-on accommodation households are increasingly spending more time in B&B. This is an area for improvement.

## Culture

	Sept 2009 Position	Latest Position Sept 2010	Are we improving?	Target	Have we achieved the target?	Commentary
The % of residents that have engaged in the arts at least three times in the past 12 months (NI011).	35.60 %	35.60 %	→	36.00 %	●	
The percentage of residents who say they have attended a museum or art gallery in the local area at least once in the previous year (NI010).	50.60 %	50.60 %	→	58.10 %	▲	
The number of visits to/usage's of museums per 1,000 population (BV170a).	908.00	893.00	✘	1,482.00	★	<ul style="list-style-type: none"> <li>The performance achieved in 2009/10 exceeded the targets set for 170a, b and indeed c by 5%. When setting the target for the coming year, TWAM considers carefully the sustainability and reasonableness of continuing to improve at the levels achieved in the previous year and also considers the funding available, both core and project specific. Over the last four years, Sunderland Museum and Winter Gardens for example, has attracted an average of 330,000 visits, with the actual per year influenced by the popularity of the temporary exhibition programme, which in turn is influenced by the availability of both exhibitions and additional funding. TWAM's core budgets were reduced by 5% for 2010/11, and specific project funding was also reduced. As a consequence, it was considered that a realistic target would be 2% higher than the average and this principle fed through to the targets set for 170a and 170c as well.</li> </ul> <p>The performance so far in 2010/11 suggests that this approach is indeed reasonable and realistic, with performance on all three indicators around +/-5% of the target set.</p>
The number of visits to museums that were in person per 1,000 population (BV170b).	811.00	781.00	✘	1,293.00	★	<ul style="list-style-type: none"> <li>A strong exhibition programme including The Singh Twins Retrospective, North East Beat: Venues Bands &amp; Fans and Build It! The Story of Construction Toys have offered the visitor high quality exhibitions covering a diverse range of subject, which has proved popular with visitors of all ages.</li> </ul>
The number of pupils visiting museums and galleries in organised school groups (BV170c).	7,287.00	5,214.00	✘	14,590.00	▲	<ul style="list-style-type: none"> <li>The visits by school children with their school were disappointingly low for the first six months of 2010/11. In order to address the concerns over school visits a working group of staff from the learning team has been established and they are consulting with teachers to consider how best to improve communication with, and services to, schools. Additionally, this group will investigate whether initiatives such as fund-raising to support transport costs would help address the problem. Staff are also planning visits to schools as an added benefit of the school visiting the museum.</li> </ul>

## Sport and Leisure

	Sept 2009 Position	Latest Position Sept 2010	Are we improving?	Target	Have we achieved the target?	Commentary
The % of the population (aged 16 plus) who participate in sport for at least 30 minutes on 3 or more times a week (NI008)	19.60 %	19.53 %		24.03 %		<ul style="list-style-type: none"> <li>The Active People Survey (that contributes to NI8) outturn for the rolling 24 months April 2008-April 2010 is 19.5%, compared to 19.6% in 2007-2008. As the difference is 0.1% and the confidence level for this data is +/- 3.5%, this represents no change in performance. The annual target was set from a local baseline of 20.03% in 2006. In 2006, Government set a target to increase participation by 1% year on year until 2020. In Sunderland, achieving a 1% year on year increase is challenging, given the health and economic challenges we face locally.</li> </ul>
% of population volunteering in sport and active recreation for at least one hour per week (LPI018).	4.30 %	4.94 %		5.00 %		<ul style="list-style-type: none"> <li>Partnership working through the Active Sunderland Board and the development of a sport and Wellness volunteering network has had a positive impact on this indicator.</li> </ul>
Total number of visits to leisure centres (LPI021)	2,236,294.00	1,123,166.00		1,140,622.00		<ul style="list-style-type: none"> <li>Whilst it is pleasing to see 'Other Visits' ahead of Year End Forecasts, overall Swimming attendances are projected to be below target at the end of March 2011 by 125,421. The projected decline is due to a withdrawal in the Free Swimming Programme for those 16 and under, and those 60 and over.</li> </ul> <p>Currently 33,040 behind target as a result of the withdrawal of the free swim funding government initiative which ended 30th June 2010.</p>
Total number of swims within leisure centres (LPI022)	608,807.00	335,368.00		379,907.50		<ul style="list-style-type: none"> <li>Currently projecting 125,421 behind target as a result of the withdrawal of the free swim funding government initiative which ended 30th June 2010. In order to address the decline, particularly when swim charging was reintroduced from 1 August 2010, has necessitated the need to implement a plan firstly, to retain existing customers and secondly to attract new ones.</li> </ul>

	Sept 2009 Position	Latest Position Sept 2010	Are we improving?	Target	Have we achieved the target?	Commentary
Total number of other visits to leisure centres (LPI023)	1,627,487.00	787,798.00	?	760,714.50	★	<ul style="list-style-type: none"> <li>Currently projecting 92,381 ahead of target. The new indoor &amp; outdoor play area at Silksworth has attracted attendances higher than originally anticipated.</li> </ul>
% of Children & Young People with access to high quality play 1km (CYPP1) (LPI066)	49.00	70.00	↓	65.00	★	<ul style="list-style-type: none"> <li>The successful completion of the Play Pathfinder programme has seen a 21% increase in access to high quality play provision from the doorstep.</li> </ul>



## Sustainability

	Sept 2009 Position	Latest Position Sept 2010	Are we improving?	Target	Have we achieved the target?	Commentary
The % CO2 reduction from LA operations against a set baseline (2008-2009 emissions). (NI185)	-4.00 %	2.00 %		1.40 %		• The Energy Conservation Team have recently adopted a target to reduce building carbon emissions by 10% between September 2010 and March 2011.
The % reduction in CO2 emissions across an agreed set of sectors (housing, road transport and business) against emissions from the 2005 baseline year. (NI186)	1.40 %	5.41 %		7.10 %		
The % of households on income related benefits living in homes with (i) Low energy efficiency (NI187i).	4.14 %	4.14 %		4.30 %		
The % of households on income related benefits with (ii) High energy efficiency (NI187ii)	38.80 %	38.80 %		43.70 %		
The level of preparedness reached in relation to Climate Change against the 5 levels of performance, graded 0 to 4. The higher the number, the better the performance (NI188).	1	2	n/a	2		• EMT were informed on the 11th May that level 3 would now be aimed for by March 2012, not 2011 as first anticipated. This due to the fact that more development work is required.
The % reductions of primary NOx year on year (NI194ii)	-3.80 %	-1.88 %		3.00 %		• Annual Only
The % reductions of primary PM10 (NI194iv)	-2.50 %	-2.68 %		3.00 %		

## Community Cohesion

	Sept 2009 Position	Latest Position Sept 2010	Are we improving?	Target	Have we achieved the target?	Commentary
The % of the adult population who say they 'agree', or 'strongly agree' that their local area is a place where people from different backgrounds get on well (NI001).	64.50 %	64.50 %	➡	70.88 %	▲	
The % of the adult population who agree that they feel able to influence decisions affecting their local area (NI004)	27.40 %	27.40 %	➡	29.27 %	▲	
The % of residents participating in regular formal volunteering (NI006).	16.70 %	16.70 %	➡	14.40 %	★	
The % of residents who feel 'fairly strongly, or 'very strongly' that they belong to their immediate neighbourhood (NI002).	57.50 %	57.50 %	➡	64.60 %	▲	
The % of residents taking in civic activities during the last 12 months (NI003).	11.00 %	11.00 %	➡	-	★	
The level of the Equality Standard for Local Government to which the authority conforms (BV002).	3	3	➡	5	▲	