

## Report Settings Summary

Event	<b>Proposed Expansion of St Pauls - 2019</b>
Total Responses	<b>37</b>
Total Respondents	<b>2</b>
Questions	<b>All</b>
Filter	<i>(none)</i>
Pivot	<i>(none)</i>
Document Name	Draft Final Report - St Pauls
Created on	2019-11-28 12:40:59
Created by	Victoria Moseley

<b>Information 1</b> .....	<b>3</b>
<b>Question 1</b> .....	<b>4</b>
<b>Question 1 - If no</b> .....	<b>5</b>
<b>Are you responding as: -</b> .....	<b>16</b>
<b>Responding to consultation - other</b> .....	<b>17</b>
<b>Employment Status</b> .....	<b>19</b>
<b>How did you hear about survey - other</b> .....	<b>20</b>
<b>Postcode</b> .....	<b>25</b>
<b>Gender</b> .....	<b>29</b>
<b>Gender - other</b> .....	<b>30</b>
<b>Age</b> .....	<b>31</b>
<b>Sexual orientation</b> .....	<b>32</b>
<b>Ethnicity</b> .....	<b>33</b>
<b>Other ethnicity</b> .....	<b>35</b>
<b>Religious belief</b> .....	<b>36</b>
<b>Other religion</b> .....	<b>37</b>
<b>Disability</b> .....	<b>38</b>
<b>Impairment</b> .....	<b>39</b>
<b>Impairment other</b> .....	<b>40</b>

## Information 1

Sunderland City Council, in association with the Governing Body of St Paul's CE VC Primary School, is proposing to increase the capacity of the school from 210 places (30 places per year group) to 315 places (45 places per year group) from September 2022.

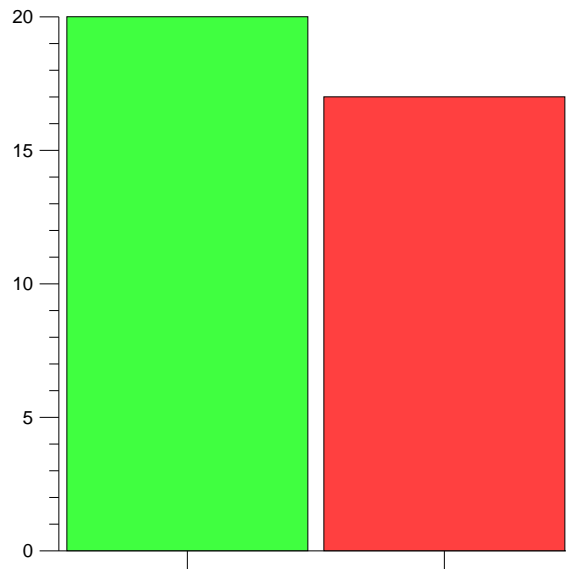
**There is no data to display for this question**

Question 1

Question 1

Question responses: **37 (100.00%)**

Given the requirement for additional school primary school places in the areas served by St Paul's CE VC Primary School do you agree with the Council and Governing Body's proposal to increase the number of places at the school from 210 to 315 from September 2022?

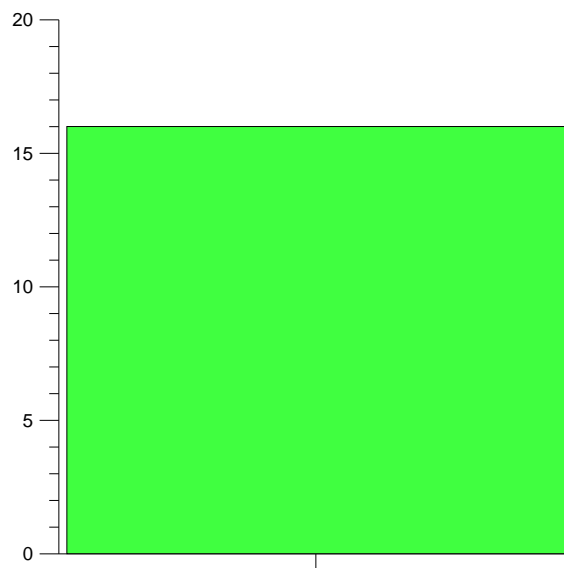


	% Total	% Answer	Count
<span style="color: blue;">■</span> Yes	54.05%	54.05%	20
<span style="color: red;">■</span> No	45.95%	45.95%	17
Total	100.00%	100.00%	37

Question 1 - If no

Question responses: 16 (43.24%)

Please tell us here why you do not agree with these proposals?



	% Total	% Answer	Count
<input checked="" type="checkbox"/> [Responses]	43.24%	100.00%	16
<input type="checkbox"/> [No Response]	56.76%	--	21
<b>Total</b>	<b>100.00%</b>	<b>100.00%</b>	<b>37</b>

ID	Consultation Point	Consultee	Agent	Answer	Date	Version	Status	Type
10				As a school governor at another school, I do not agree with the proposal as there is no guarantee that the government are going to increase funding to the school to provide them with enough provision for extra teaching staff & equipment. I would	03/10/19 16:49	0.1	Submitted	web

Question 1 - If no

ID	Consultation Point	Consultee	Agent	Answer	Date	Version	Status	Type
				<p>like to see an agreement of the additional funding the school will receive and have a general meeting with parents and staff to discuss what they would need in order to create as little impact to the way the children are currently taught &amp; supported in the school. The area itself is highly congested and is in a high security area given the location of the mental health hospital across the road. This in itself would need additional funding to ensure the safety of larger cohorts of children in a small school. St. Paul's has recently achieved outstanding rating by ofsted and I feel that the increase to cohort would put additional strain on the school staff to maintain this rare accolades. Again without confidence that the school budget will be supported for the increase to the cohort. As it is the council who agreed the planning of the 3000 homes in the south of Sunderland over the coming years, should it not also be their duty to ensure a budget is set aside to possibly create a new school within the area to support the needs of south sunderland over the coming years too? I fail to see how they can agree all of this development and expect existing resources to just cope and</p>				

ID	Consultation Point	Consultee	Agent	Answer	Date	Version	Status	Type
				<p>increase numbers. Come 2022 I will have both of my children attending St. Paul's CE Primary school. The ethos, values and beliefs that this school holds would be at severe detriment unless the council put forward a more informative proposal about the impacts both positive and negative regarding this matter. I must make it clear I am all for children in education being close to their local community and services. However I do not believe the current children nor the new children entering the school will have the best education provided to them unless the council wish to support the teachers &amp; parents by providing a clearer proposal and an explanation as to why a new school has not been considered as part of the plans to also ease congestion in the local area.</p>				
11				<p>St. Paul's c of e and primary has always had the reputation of being a small village school, due to the size of the school all staff and children get to know each other and it creates a warm family like atmosphere. I feel like this is what helps St. Paul's achieve and succeed as an outstanding school. If the school expands I feel this would be the end of an era for a lovely well</p>	03/10/19 16:50	0.1	Submitted	web

Question 1 - If no

ID	Consultation Point	Consultee	Agent	Answer	Date	Version	Status	Type
				managed school and if I had a child due to start the in September of 2022 and St. Paul's had been expanded I would look to travel elsewhere to find an alternative school. I feel with schools holding more than one year group per class children Briton to feel like a number where as at St. Paul's based on the current intake and size each child and teacher a like has positive relationships and each person is valued and known by name.				
12				What impact with this have on the surrounding area, parking is already a problem. Walking route into beechbrooke needs to be amending to allow a footpath to the left to prevent accidents. What impact will this have on learning the school is excellent and having 30 in a class. The extra parking for staff needs to be considered. Currently at least 8 spaces of the car park are filled with staff, having at least another 8 staff would impact this. What impact will this have on the school children who would be in year 6 when the building work is taking place? This is a real worry as our children's future relay on them being able to enjoy school and not be distracted by the	03/10/19 17:20	0.1	Submitted	web



ID	Consultation Point	Consultee	Agent	Answer	Date	Version	Status	Type
				noise of building. What will be in place to mitigate against this?				
19				The school is at capacity for the area and there is no guarantee that existing children of an excellent school will not be affront these drastic changes ges	04/10/19 05:56	0.1	Submitted	web
20				As a school governor at another school, I do not agree with the proposal as there is no guarantee that the government are going to increase funding to the school to provide them with enough provision for extra teaching staff & equipment. I would like to see an agreement of the additional funding the school will receive and have a general meeting with parents and staff to discuss what they would need in order to create as little impact to the way the children are currently taught & supported in the school. The area itself is highly congested and is in a high security area given the location of the mental health hospital across the road. This in itself would need additional funding to ensure the safety of larger cohorts of children in a small school. St. Paul's has recently achieved outstanding rating by ofsted and I feel that the increase to cohort would put additional strain on the school staff to maintain	04/10/19 05:56	0.1	Submitted	web

Question 1 - If no

ID	Consultation Point	Consultee	Agent	Answer	Date	Version	Status	Type
				<p>this rare accolades. Again without confidence that the school budget will be supported for the increase to the cohort. As it is the council who agreed the planning of the 3000 homes in the south of Sunderland over the coming years, should it not also be their duty to ensure a budget is set aside to possibly create a new school within the area to support the needs of south sunderland over the coming years too? I fail to see how they can agree all of this development and expect existing resources to just cope and increase numbers. Come 2022 I will have both of my children attending St. Paul's CE Primary school. The ethos, values and beliefs that this school holds would be at severe detriment unless the council put forward a more informative proposal about the impacts both positive and negative regarding this matter. I must make it clear I am all for children in education being close to their local community and services. However I do not believe the current children nor the new children entering the school will have the best education provided to them unless the council wish to support the teachers &amp; parents by providing a clearer proposal and an explanation as to why a new school</p>				

ID	Consultation Point	Consultee	Agent	Answer	Date	Version	Status	Type
				has not been considered as part of the plans to also ease congestion in the local area.				
21				I feel the school has a lovely feel where children feel safe & secure, all the children know each other throughout each year group. This is due to the fact the school has only a be class per year group, which in my opinion is one of best assets of the school.	04/10/19 09:33	0.1	Submitted	web
22				My children attend this school and absolutely love it. It's great that there are only 30 children per class as they receive the help and attention they require. It's always been known as the St Paul's family and making it bigger would spoil the family feel to it. I believe that 45 pupils per class is very overcrowded and would effect their learning. I feel it would no longer be an outstanding school. I also feel that during the extension works there would be a great deal of construction and heavy goods traffic using a very narrow and already overcrowded road and entrance. This would affect the children already attending along with noise pollution and spoiling the great outdoor area which the children have	04/10/19 13:24	0.1	Submitted	web

Question 1 - If no

ID	Consultation Point	Consultee	Agent	Answer	Date	Version	Status	Type
				to play in. I feel it would be a big mistake				
24				It's supposed to be a village school which has always been a small school - it will detract from the feel of the community. I just don't think that it will work for this school and the school has an outstanding ofsted report and think this will affect this	05/10/19 13:21	0.1	Submitted	web
25				45 pupils per year group is far too many and will take away the wonderful personal environment the school has worked so hard to achieve. I believe this number will hinder the learning of the pupils and add additional stress for the teachers.	06/10/19 15:05	0.1	Submitted	web
28				I choose my child to go to this school due to smaller pupil intakes per year. The school achieves outstanding Ofsted due to the children receiving a more personal experience from all staff. I feel this would not be possible if the school expanded. Also parking at the school would need to be extended as it is already limited. My child suffers from Anxiety at school times and feel the building work would also trigger this anxiety.	08/10/19 17:56	0.1	Submitted	web

ID	Consultation Point	Consultee	Agent	Answer	Date	Version	Status	Type
29				More children in each class will mean the children will fail to get all of the attention they need.	11/10/19 07:27	0.1	Submitted	web
30				There is insufficient information regarding the extension of the school facilities. I believe the school is the best in the area but that will not be maintained by jamming 45 pupils into a classroom. Large class sizes have proven repeatedly in past years to have a detrimental effect on pupils, not only academically but also impacting their health and wellbeing. I believe that if sufficient funding is provided for additional staffing, classrooms, as well as increased worship and dining hall space, to prevent the risk of overcrowding and detrimental impact on learning and pupil welfare, that this expansion of capacity would be looked on more favourably. Please provide specific information regarding the extension of the school and the proposed class/year group sizes to ensure all parents are reassured about the future education of their children and the ability of the school to maintain its Outstanding status faced with these new challenges.	11/10/19 13:56	0.1	Submitted	web

Question 1 - If no

ID	Consultation Point	Consultee	Agent	Answer	Date	Version	Status	Type
31				45 children per year group. I would worry that the teaching staff who are already stretched would be spread even thinner and the children would not receive the level of support needed if there were more children per class.	12/10/19 07:31	0.1	Submitted	web
34				St. Paul school is outstanding school, it is like a family school and that because it is small school with one class per year.	23/10/19 12:20	0.1	Submitted	web
35				I do not believe in mixing year groups, I can see no benefit to a child's education by mixing years 1/2 3/4 5/6 I strongly believe this has a negative impact on a child's education and well being. There is a huge difference in maturity between children in the various age groups. If the school doesn't mix age groups, I see the expansion as a great move, but if age groups are mixed I firmly disagree with the expansion, other schools in the area have mixed aged groups and have realised it simply doesn't work and reverted back to single year group classes. What makes this school special is the family feel, with an extra 105 places this will be lost and children will become a number rather than a person. I appreciate the need	10/11/19 08:01	0.1	Submitted	web

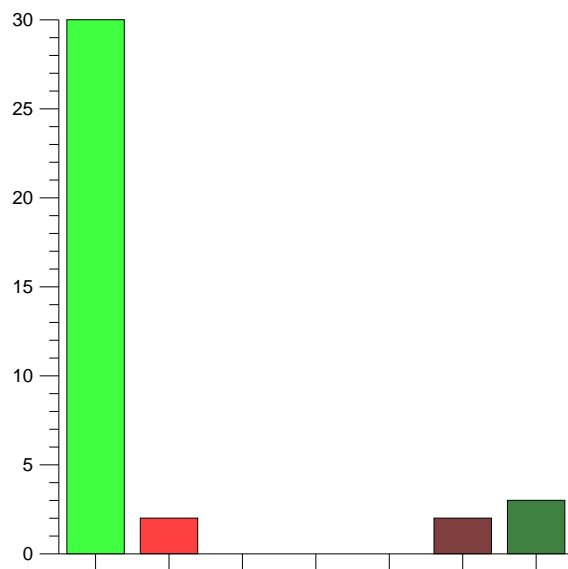
ID	Consultation Point	Consultee	Agent	Answer	Date	Version	Status	Type
				for extra school places but not to the department of a child's education.				
36				i chose this school for my child because of the class sizes which I feel is important so that each child is given the same chances. If the classes are to increase by 15 this will have an impact on the education children will receive as some will get left behind. 1 teacher cannot possibly have the time to equally give all these children equal attention. Are they planning to increase the number of teaching assistants in the classes? My other concern that they may mix different school years together in one class. Why can't a new school be built in the area to meet the capacity in the area rather than increase class sizes in existing schools which I feel will have a negative impact on St Pauls and my child and the other children.	10/11/19 20:26	0.1	Submitted	web

Are you responding as: -

Are you responding as: -

Question responses: **37 (100.00%)**

Are you responding to this consultation as a



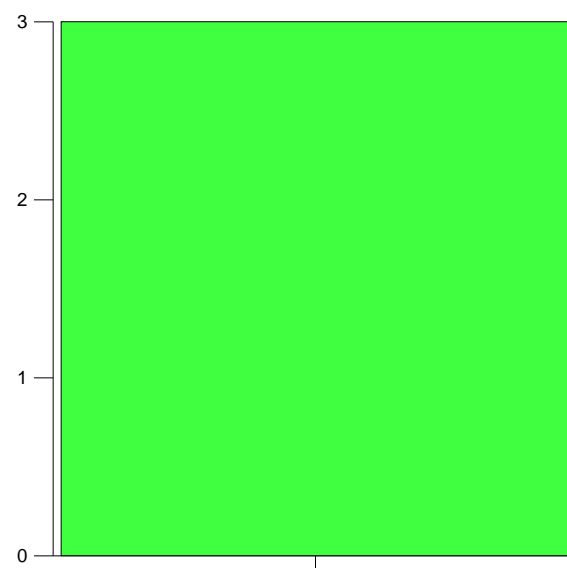
	% Total	% Answer	Count
Parent	81.08%	81.08%	30
Carer	5.41%	5.41%	2
School Teacher	0.00%	0.00%	0
Governor	0.00%	0.00%	0
Local Councillor	0.00%	0.00%	0
Local Resident	5.41%	5.41%	2
Other	8.11%	8.11%	3
<b>Total</b>	<b>100.00%</b>	<b>100.00%</b>	<b>37</b>



## Responding to consultation - other

Question responses: **3 (8.11%)**

Other, please tell us here



	% Total	% Answer	Count
<input checked="" type="checkbox"/> [Responses]	8.11%	100.00%	3
<input type="checkbox"/> [No Response]	91.89%	--	34
Total	100.00%	100.00%	37

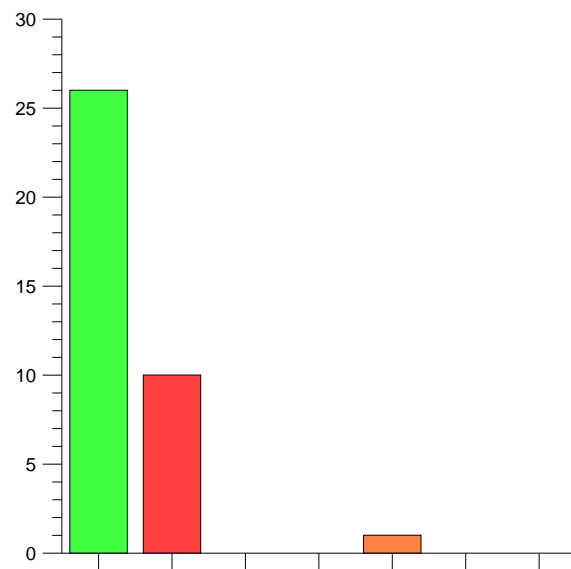
ID	Consultation Point	Consultee	Agent	Answer	Date	Version	Status	Type
1				Diocesan Director of Education	02/10/19 09:49	0.1	Submitted	web
4				Employee of St Paul's CE Primary School	03/10/19 16:23	0.1	Submitted	web

Responding to consultation - other

ID	Consultation Point	Consultee	Agent	Answer	Date	Version	Status	Type
12				Resident and parent	03/10/19 17:20	0.1	Submitted	web

## Employment Status

Question responses: **37 (100.00%)**

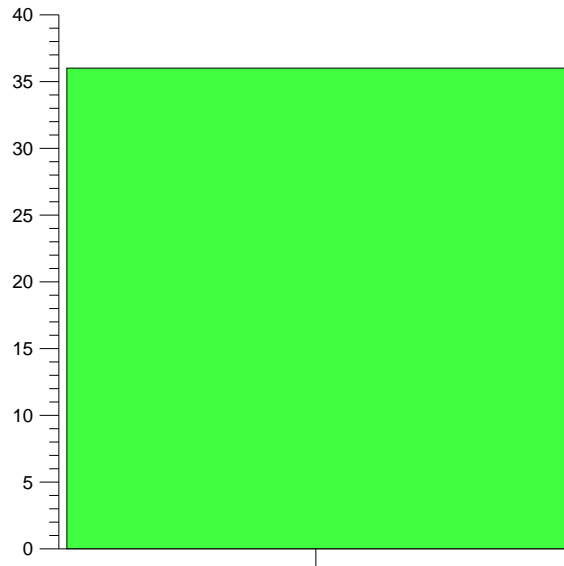


	% Total	% Answer	Count
<span style="color: green;">■</span> Employed full time	70.27%	70.27%	26
<span style="color: red;">■</span> Employed part time	27.03%	27.03%	10
<span style="color: yellow;">■</span> Unemployed	0.00%	0.00%	0
<span style="color: blue;">■</span> In education or training	0.00%	0.00%	0
<span style="color: orange;">■</span> Houseperson (if you stay at home and manage your household)	2.70%	2.70%	1
<span style="color: brown;">■</span> Retired	0.00%	0.00%	0
<span style="color: green;">■</span> Prefer not to say	0.00%	0.00%	0
<b>Total</b>	<b>100.00%</b>	<b>100.00%</b>	<b>37</b>

How did you hear about survey - other

Question responses: **36 (97.30%)**

Please tell us how you heard about the survey here



	% Total	% Answer	Count
<input checked="" type="checkbox"/> [Responses]	97.30%	100.00%	36
<input type="checkbox"/> [No Response]	2.70%	--	1
<b>Total</b>	<b>100.00%</b>	<b>100.00%</b>	<b>37</b>

ID	Consultation Point	Consultee	Agent	Answer	Date	Version	Status	Type
1				LA	02/10/19 09:49	0.1	Submitted	web
2				GMB Union	02/10/19 12:13	0.1	Submitted	web

How did you hear about survey - other

ID	Consultation Point	Consultee	Agent	Answer	Date	Version	Status	Type
3				School newsletter	03/10/19 14:39	0.1	Submitted	web
4				School Employee	03/10/19 16:23	0.1	Submitted	web
5				Letter from my sons Nursery. He attends St Paul's School	03/10/19 16:25	0.1	Submitted	web
6				St paul's	03/10/19 16:29	0.1	Submitted	web
8				School letter	03/10/19 16:30	0.1	Submitted	web
9				Letter from school	03/10/19 16:42	0.1	Submitted	web
10				From the school	03/10/19 16:49	0.1	Submitted	web
11				School notification	03/10/19 16:50	0.1	Submitted	web
12				School letter	03/10/19 17:20	0.1	Submitted	web
13				School	03/10/19 18:06	0.1	Submitted	web
14				Child attends school	03/10/19 18:34	0.1	Submitted	web

How did you hear about survey - other

ID	Consultation Point	Consultee	Agent	Answer	Date	Version	Status	Type
15				School text	03/10/19 20:12	0.1	Submitted	web
16				St. Paul's school newsletter	03/10/19 21:13	0.1	Submitted	web
17				By the school	03/10/19 21:47	0.1	Submitted	web
18				St. Paul's school newsletter	03/10/19 21:52	0.1	Submitted	web
19				School	04/10/19 05:56	0.1	Submitted	web
20				From the school	04/10/19 05:56	0.1	Submitted	web
21				Via school letter	04/10/19 09:33	0.1	Submitted	web
22				The school	04/10/19 13:24	0.1	Submitted	web
23				School letter	04/10/19 17:37	0.1	Submitted	web
24				A letter from the school	05/10/19 13:21	0.1	Submitted	web
25				School text message	06/10/19 15:05	0.1	Submitted	web

How did you hear about survey - other

ID	Consultation Point	Consultee	Agent	Answer	Date	Version	Status	Type
26				Via letter from the school	06/10/19 15:21	0.1	Submitted	web
27				Through the school	08/10/19 10:46	0.1	Submitted	web
28				School letter	08/10/19 17:56	0.1	Submitted	web
29				From the school itself	11/10/19 07:27	0.1	Submitted	web
30				Correspondence from school.	11/10/19 13:56	0.1	Submitted	web
31				From a school letter	12/10/19 07:31	0.1	Submitted	web
32				From st Paul's school directly	15/10/19 17:20	0.1	Submitted	web
33				letter from the school	16/10/19 10:03	0.1	Submitted	web
34				School	23/10/19 12:20	0.1	Submitted	web
35				school letter	10/11/19 08:01	0.1	Submitted	web
36				Letter from the school	10/11/19 20:26	0.1	Submitted	web

How did you hear about survey - other

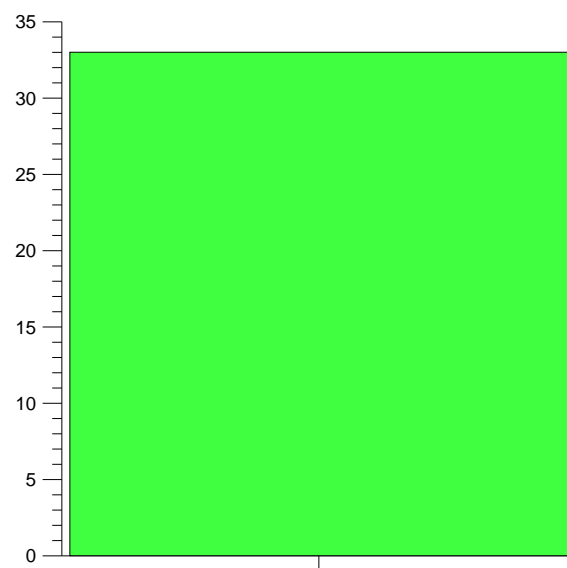
<b>ID</b>	<b>Consultation Point</b>	<b>Consultee</b>	<b>Agent</b>	<b>Answer</b>	<b>Date</b>	<b>Version</b>	<b>Status</b>	<b>Type</b>
37		Mr Graeme Hills		Sunderland Consultation Calendar	15/11/19 08:08	0.1	Submitted	web



## Postcode

Question responses: **33 (89.19%)**

To help us understand views in different areas of the city, please tell us your postcode



	% Total	% Answer	Count
<input checked="" type="checkbox"/> [Responses]	89.19%	100.00%	33
<input type="checkbox"/> [No Response]	10.81%	--	4
<b>Total</b>	<b>100.00%</b>	<b>100.00%</b>	<b>37</b>

ID	Consultation Point	Consultee	Agent	Answer	Date	Version	Status	Type
1				NE296HS	02/10/19 09:49	0.1	Submitted	web
2				SR3 1UT	02/10/19 12:13	0.1	Submitted	web

ID	Consultation Point	Consultee	Agent	Answer	Date	Version	Status	Type
3				sr2 0qb	03/10/19 14:39	0.1	Submitted	web
4				DH6 2NR	03/10/19 16:23	0.1	Submitted	web
5				Sr20bb	03/10/19 16:25	0.1	Submitted	web
6				Sf20bp	03/10/19 16:29	0.1	Submitted	web
8				Sr7 7rr	03/10/19 16:30	0.1	Submitted	web
9				Sr20en	03/10/19 16:42	0.1	Submitted	web
10				SR2 0FA	03/10/19 16:49	0.1	Submitted	web
11				SR2 0js	03/10/19 16:50	0.1	Submitted	web
12				Sr2 0rg	03/10/19 17:20	0.1	Submitted	web
13				SR2 0JN	03/10/19 18:06	0.1	Submitted	web
14				SR2 0PA	03/10/19 18:34	0.1	Submitted	web

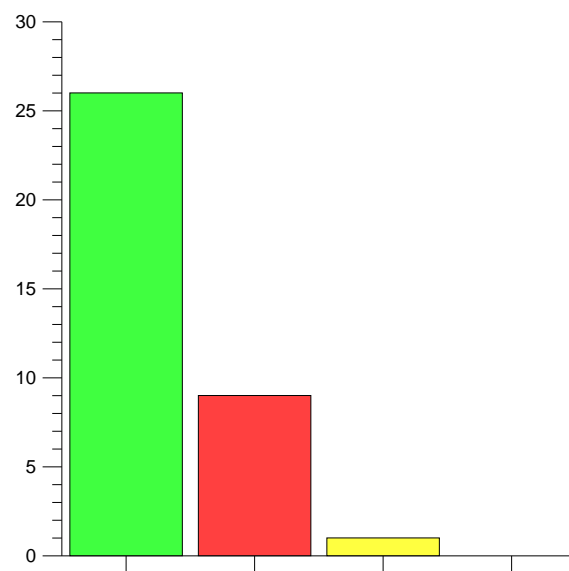
ID	Consultation Point	Consultee	Agent	Answer	Date	Version	Status	Type
15				Sr20by	03/10/19 20:12	0.1	Submitted	web
16				SR2 0HT	03/10/19 21:13	0.1	Submitted	web
17				SR2 0EL	03/10/19 21:47	0.1	Submitted	web
18				SR2 0HT	03/10/19 21:52	0.1	Submitted	web
19				SR2 0JD	04/10/19 05:56	0.1	Submitted	web
20				SR2 0FA	04/10/19 05:56	0.1	Submitted	web
22				Sr2 0lt	04/10/19 13:24	0.1	Submitted	web
23				SR20NF	04/10/19 17:37	0.1	Submitted	web
24				Sr2 0je	05/10/19 13:21	0.1	Submitted	web
25				SR2	06/10/19 15:05	0.1	Submitted	web
26				SR2 0LP	06/10/19 15:21	0.1	Submitted	web

ID	Consultation Point	Consultee	Agent	Answer	Date	Version	Status	Type
27				SR2 0EJ	08/10/19 10:46	0.1	Submitted	web
28				Sr2 0yp	08/10/19 17:56	0.1	Submitted	web
29				SR2 0EJ	11/10/19 07:27	0.1	Submitted	web
31				SR20JQ	12/10/19 07:31	0.1	Submitted	web
32				Sr20sb	15/10/19 17:20	0.1	Submitted	web
33				sr2 0ht	16/10/19 10:03	0.1	Submitted	web
34				Sr20th	23/10/19 12:20	0.1	Submitted	web
35				sr2 0yy	10/11/19 08:01	0.1	Submitted	web
37		Mr Graeme Hills		DH59EW	15/11/19 08:08	0.1	Submitted	web

## Gender

Question responses: **36 (97.30%)**

Please specify your gender

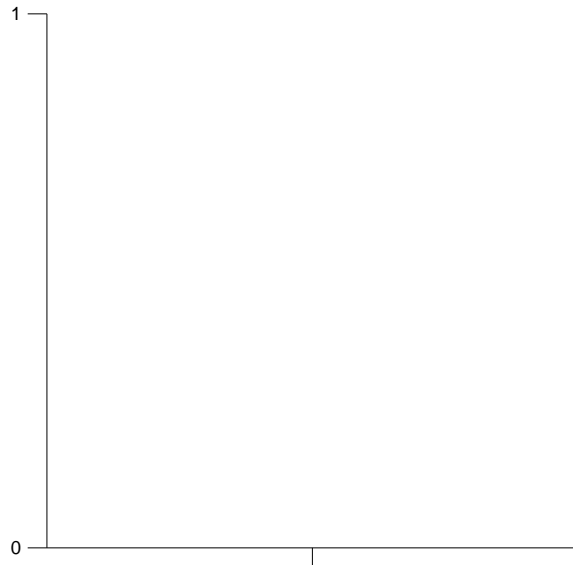


	% Total	% Answer	Count
Female	70.27%	72.22%	26
Male	24.32%	25.00%	9
Prefer not to say	2.70%	2.78%	1
Other (please state below)	0.00%	0.00%	0
[No Response]	2.70%	--	1
<b>Total</b>	<b>100.00%</b>	<b>100.00%</b>	<b>37</b>

**Gender - other**

Question responses: **0 (0.00%)**

Other - please tell us here



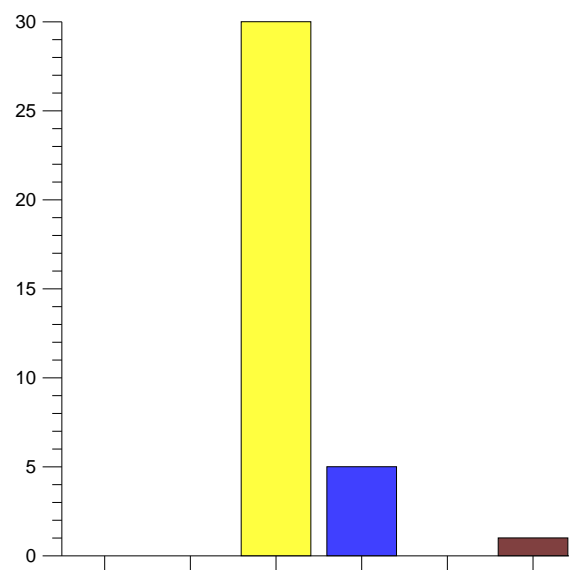
	% Total	% Answer	Count
<input type="checkbox"/> [Responses]	0.00%	0%	0
<input type="checkbox"/> [No Response]	100.00%	--	37
Total	100.00%	0%	37

There is no data to display for this question

## Age

Question responses: **36 (97.30%)**

Please specify your age group

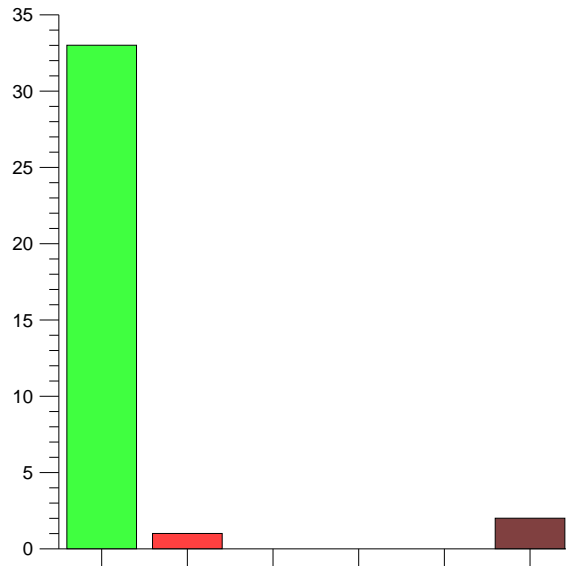


	% Total	% Answer	Count
<span style="color: green;">■</span> 17 or under	0.00%	0.00%	0
<span style="color: red;">■</span> 18-24	0.00%	0.00%	0
<span style="color: yellow;">■</span> 25-44	81.08%	83.33%	30
<span style="color: blue;">■</span> 45-59	13.51%	13.89%	5
<span style="color: orange;">■</span> Over 60 years	0.00%	0.00%	0
<span style="color: brown;">■</span> Prefer not to say	2.70%	2.78%	1
<span style="color: grey;">■</span> [No Response]	2.70%	--	1
<b>Total</b>	<b>100.00%</b>	<b>100.00%</b>	<b>37</b>

**Sexual orientation**

Question responses: **36 (97.30%)**

How would you define your sexual orientation?



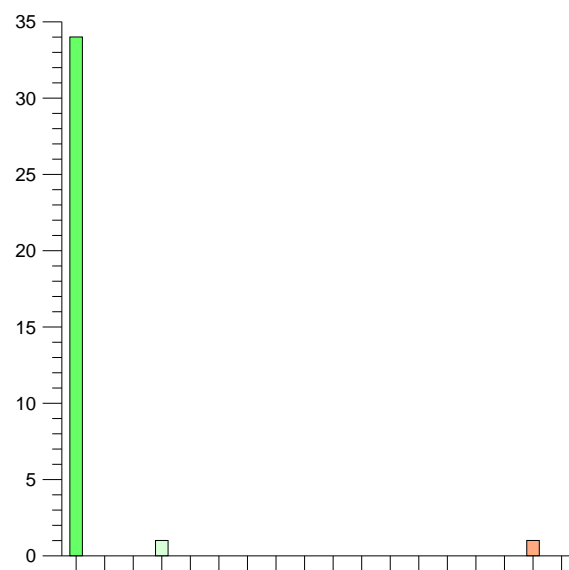
	<b>% Total</b>	<b>% Answer</b>	<b>Count</b>
<span style="color: green;">■</span> Heterosexual	89.19%	91.67%	33
<span style="color: red;">■</span> Gay	2.70%	2.78%	1
<span style="color: yellow;">■</span> Bisexual	0.00%	0.00%	0
<span style="color: blue;">■</span> Lesbian	0.00%	0.00%	0
<span style="color: orange;">■</span> Other	0.00%	0.00%	0
<span style="color: brown;">■</span> Prefer not to say	5.41%	5.56%	2
<span style="color: grey;">■</span> [No Response]	2.70%	--	1
<b>Total</b>	<b>100.00%</b>	<b>100.00%</b>	<b>37</b>












## Ethnicity

Question responses: **36 (97.30%)**

What is your ethnic group?



	% Total	% Answer	Count
<b>White</b>			
English / Welsh / Scottish / Northern Irish / British	91.89%	94.44%	34
Irish	0.00%	0.00%	0
Gypsy or Irish Traveller	0.00%	0.00%	0
Any other White background	2.70%	2.78%	1
<b>Mixed/Multiple Ethnic Groups</b>			
White and Black Caribbean	0.00%	0.00%	0
White and Black African	0.00%	0.00%	0
White and Asian	0.00%	0.00%	0
Any other Mixed background	0.00%	0.00%	0
<b>Asian or Asian British</b>			
Indian	0.00%	0.00%	0
Pakistani	0.00%	0.00%	0

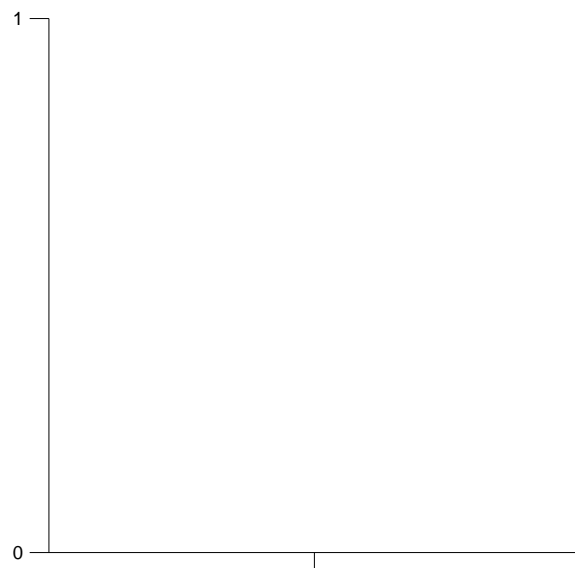
	<b>% Total</b>	<b>% Answer</b>	<b>Count</b>
 Bangladeshi	0.00%	0.00%	0
 Chinese	0.00%	0.00%	0
 Any other Asian background	0.00%	0.00%	0
<b>Black/African/Caribbean/Black British</b>			
 Caribbean	0.00%	0.00%	0
 African	0.00%	0.00%	0
 Any other Black background	0.00%	0.00%	0
<b>Other ethnic group</b>			
 Arab	2.70%	2.78%	1
 Any other ethnic group	0.00%	0.00%	0
 [No Response]	2.70%	--	1
<b>Total</b>	<b>100.00%</b>	<b>100.00%</b>	<b>37</b>

## Other ethnicity

Question responses: **0 (0.00%)**

The above ethnic groups are those categories used on the 2011 census. If you feel that these categories do not represent your ethnicity please use your preferred description here e.g. Polish

If you selected other, please write your ethnic group in the box below



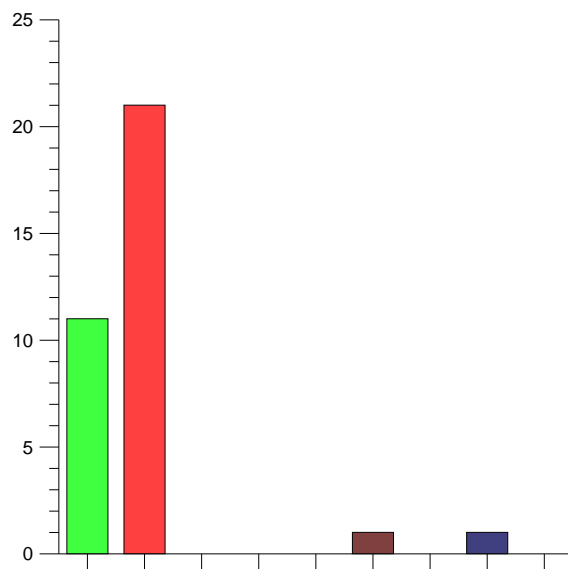
	% Total	% Answer	Count
<input type="checkbox"/> [Responses]	0.00%	0%	0
<input type="checkbox"/> [No Response]	100.00%	--	37
Total	100.00%	0%	37

There is no data to display for this question

## Religious belief

Question responses: **34 (91.89%)**

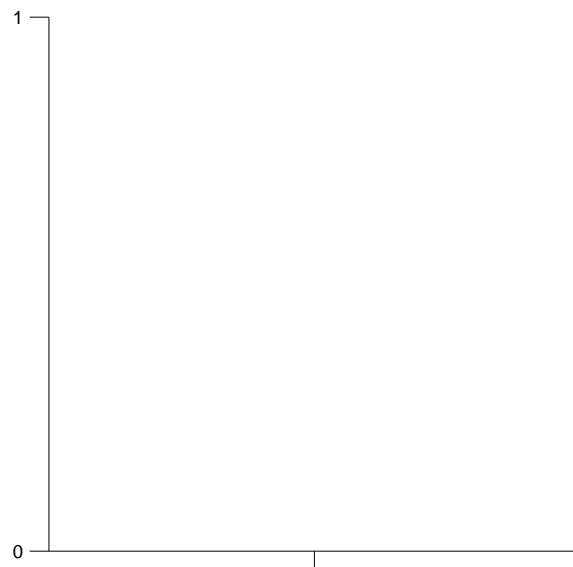
What is your religion?



	% Total	% Answer	Count
<span style="color: green;">■</span> No religion	29.73%	32.35%	11
<span style="color: red;">■</span> Christian (including Church of England, Catholic, Protestant and all other Christian denominations)	56.76%	61.76%	21
<span style="color: yellow;">■</span> Buddhist	0.00%	0.00%	0
<span style="color: blue;">■</span> Hindu	0.00%	0.00%	0
<span style="color: orange;">■</span> Jewish	0.00%	0.00%	0
<span style="color: brown;">■</span> Muslim	2.70%	2.94%	1
<span style="color: green;">■</span> Sikh	0.00%	0.00%	0
<span style="color: darkblue;">■</span> Prefer not to say	2.70%	2.94%	1
<span style="color: brown;">■</span> Any other religion (please write your religion in the box below)	0.00%	0.00%	0
<span style="color: grey;">■</span> [No Response]	8.11%	--	3
<b>Total</b>	<b>100.00%</b>	<b>100.00%</b>	<b>37</b>

## Other religion

Question responses: **0 (0.00%)**



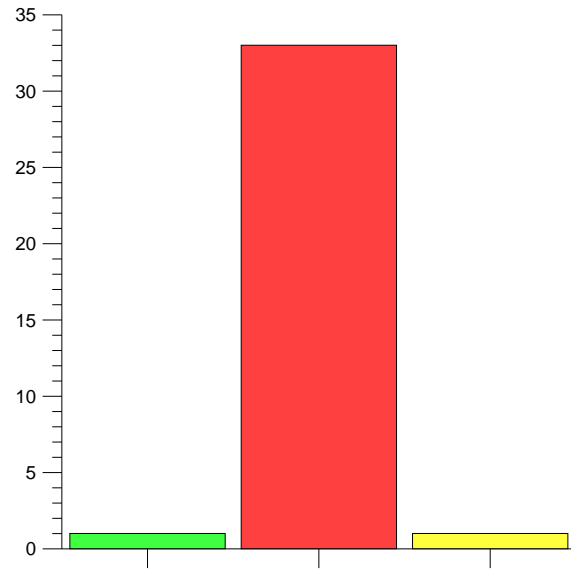
	% Total	% Answer	Count
<input type="checkbox"/> [Responses]	0.00%	0%	0
<input type="checkbox"/> [No Response]	100.00%	--	37
Total	100.00%	0%	37

There is no data to display for this question

**Disability**

Question responses: **35 (94.59%)**

Do you consider yourself to have a disability?

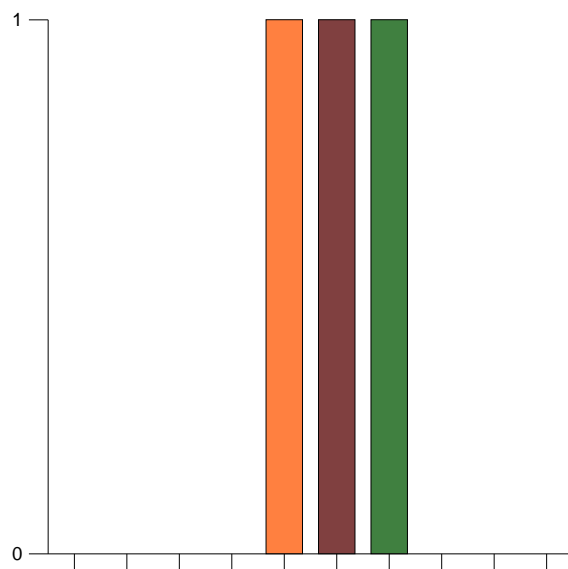


	% Total	% Answer	Count
<input type="checkbox"/> Yes	2.70%	2.86%	1
<input type="checkbox"/> No	89.19%	94.29%	33
<input type="checkbox"/> Prefer not to say	2.70%	2.86%	1
<input type="checkbox"/> [No Response]	5.41%	--	2
Total	100.00%	100.00%	37

## Impairment

Question responses: 1 (2.70%)

How would you describe your disability?

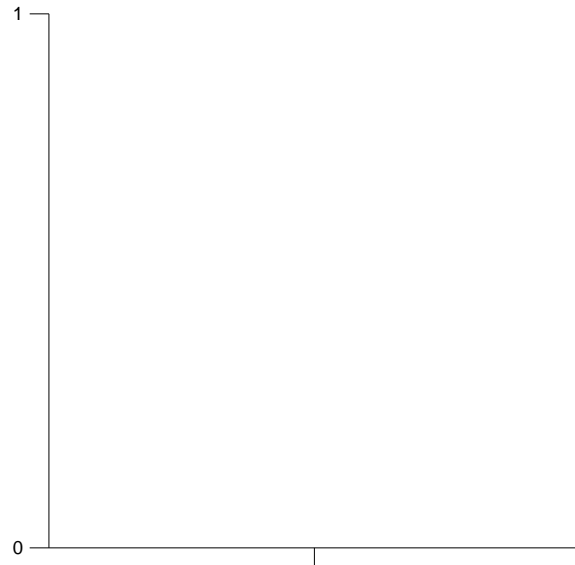


	% Total	% Answer	Frequency	Count
Visual impairment	0.00%	0.00%	0.00%	0
Speech impairment	0.00%	0.00%	0.00%	0
Hearing impairment	0.00%	0.00%	0.00%	0
Mobility (a wheelchair user)	0.00%	0.00%	0.00%	0
Mobility (not a wheelchair user)	2.56%	33.33%	2.70%	1
Mental health condition	2.56%	33.33%	2.70%	1
Long term medical condition	2.56%	33.33%	2.70%	1
Learning disability	0.00%	0.00%	0.00%	0
Hidden impairment	0.00%	0.00%	0.00%	0
Other	0.00%	0.00%	0.00%	0
[No Response]	92.31%	--	97.30%	36
<b>Total</b>	<b>100.00%</b>	<b>100.00%</b>	<b>0%</b>	<b>39</b>

Impairment other

Question responses: **0 (0.00%)**

Please specify disability here



	% Total	% Answer	Count
<input type="checkbox"/> [Responses]	0.00%	0%	0
<input type="checkbox"/> [No Response]	100.00%	--	37
Total	100.00%	0%	37

There is no data to display for this question