

**REPORT OF DIRECTOR OF CHILDREN'S SERVICES
TOGETHER FOR CHILDREN PERFORMANCE UPDATE**

1. Purpose of the Report

- 1.1 To provide performance information in relation to Together for Children and the commissioning arrangements in the Council, offer assurance over progress and any issues that arise, in the context of the scope of service and performance indicators set out in the service contract.

2. Background

- 2.1 The contractual and performance of Together for Children is monitored regularly through the Operational Commissioning Group and the Chief Officers Group.

3. Current Position

- 3.1 Information contained within this report will include the agreed Key Performance Indicators for Together for Children. The tolerance levels for each of the measures will be included within the report.

4. Recommendations

- 4.1 The Scrutiny Committee is asked to consider and comment on the performance to date.

5. Background Papers

Guide to Governance and Contractual Arrangements

TOGETHER FOR CHILDREN	
DATE:	27 July 2022
REPORT of	Director of Corporate Services
SUBJECT:	Together for Children Performance Report
PURPOSE:	To provide TfC Board with an overview of performance against the contractual indicators with Sunderland Council and the Sunderland City Plan measures. Comments and analysis are based upon June 2022 performance information.

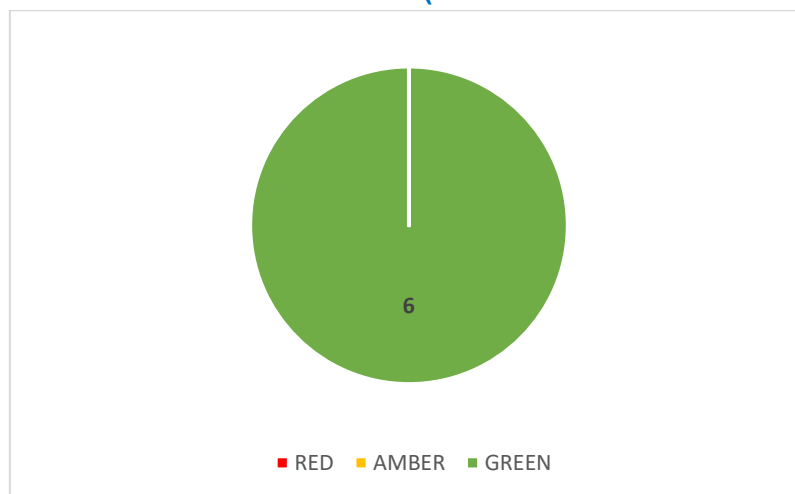
INTRODUCTION

The measures within this report include:

- TfC Contractual Key performance indicators (KPI) reported to the Council;
- TfC Supporting measures (SM) reported to the Council, and
- TfC Measures included within Sunderland Council's City Plan.

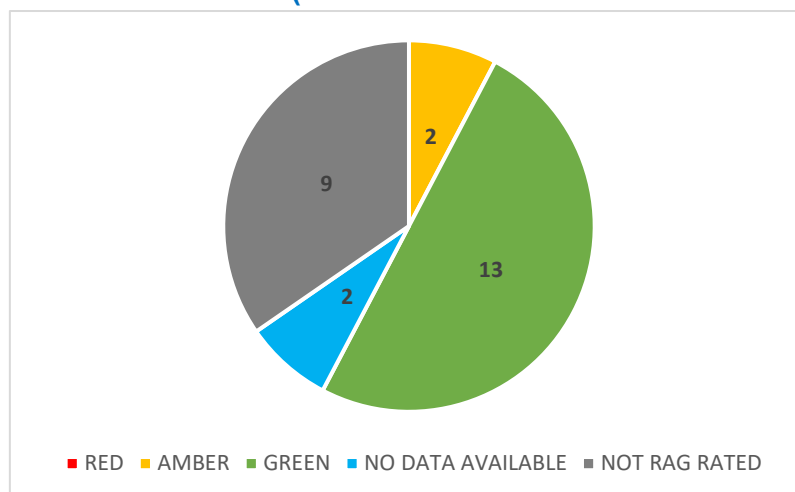
The report includes a high-level summary of performance for each measure together with service commentary for any rated amber or red.

TFC KEY PERFORMANCE INDICATORS (CONTRACTUAL AND CITY PLAN)



No Indicators Rated Amber or Red

TFC SUPPORTING MEASURES (CONTRACTUAL AND CITY PLAN)



Indicators Rated Amber:

% of children subject to CP plan longer than 2 years

Target: 0%

Actual: 1.0%

Performance is outside of target and rated amber. 3 children (one sibling group) have been subject to Child Protection Plan since end of June 2020.

Children were viewed as been at risk of harm, and care proceedings were issued. The Court felt the matter could be managed under the No Order principle and the Children's Guardian insisted that the CP plan remained in place. As soon as the orders were made, a CP review was held and the plans ended.

Proportion of Educational Health Care Plans issued in 20 weeks (Excluding Exception cases) – rated Amber

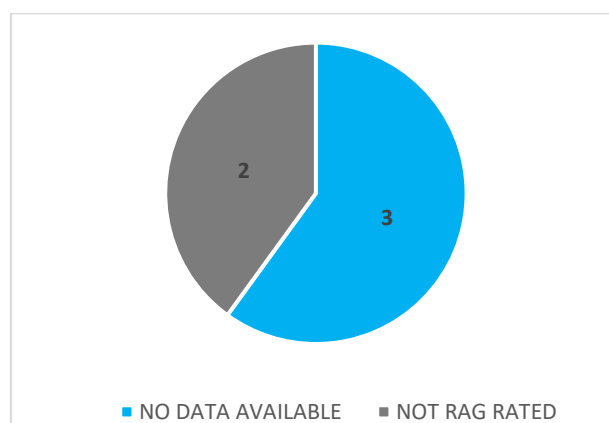
Target: 65%

Actual: 62.3%

Performance is below target and rated amber. 52 EHCPs were issued outside of 20 weeks between January to June 2022. These EHCP were issued on an average of 3 weeks overdue. Performance is better than latest England data for 2021 where 59.9% of new EHC plans were issued within 20 weeks.

Across the academic year, the service does see peaks in demand prior to school holidays, particularly the summer break. This combined with the majority of the 52 plans requiring further consultation due to parent/school challenge places additional pressures on timescales. Furthermore, the landscape in terms of securing access to specialist provision where this is required, remains extremely challenging in line with the regional and national picture. This can lead to some extended consultation periods as we explore a range of alternative options or bespoke arrangements to meet the needs of children with more complex needs.

ADDITIONAL TFC CITY PLAN MEASURES (NON CONTRACTUAL)



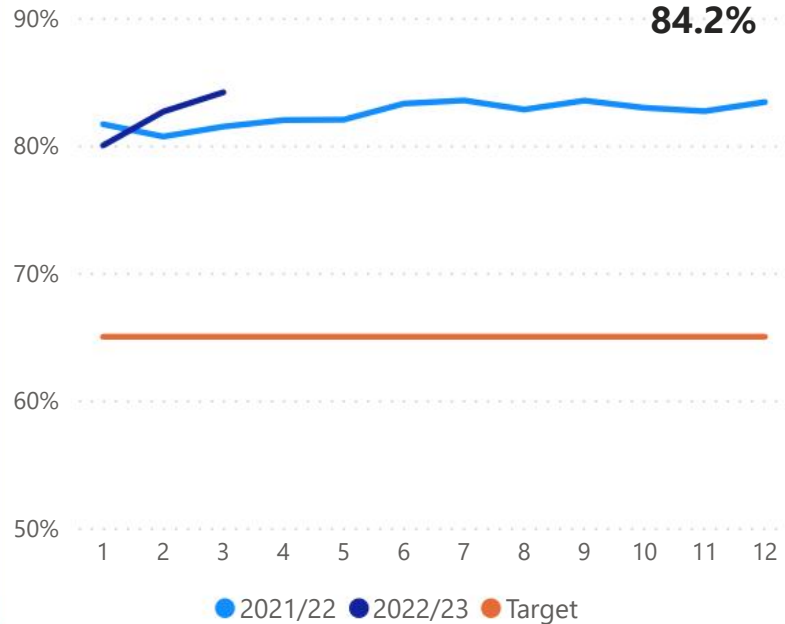
putting
the child first

together for
children
SUNDERLAND



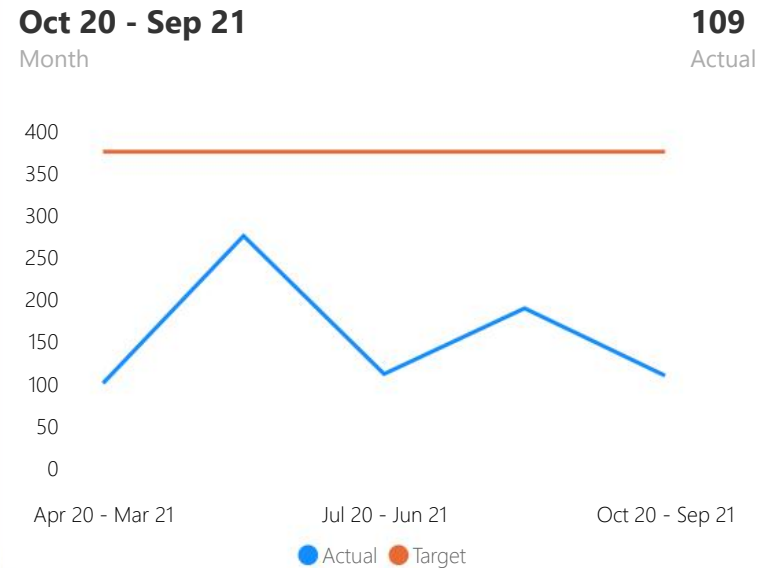
TfC Key Performance Indicators (Contractual and City Plan)

GREEN- % of Early Help Cases closed with two or more successful outcomes



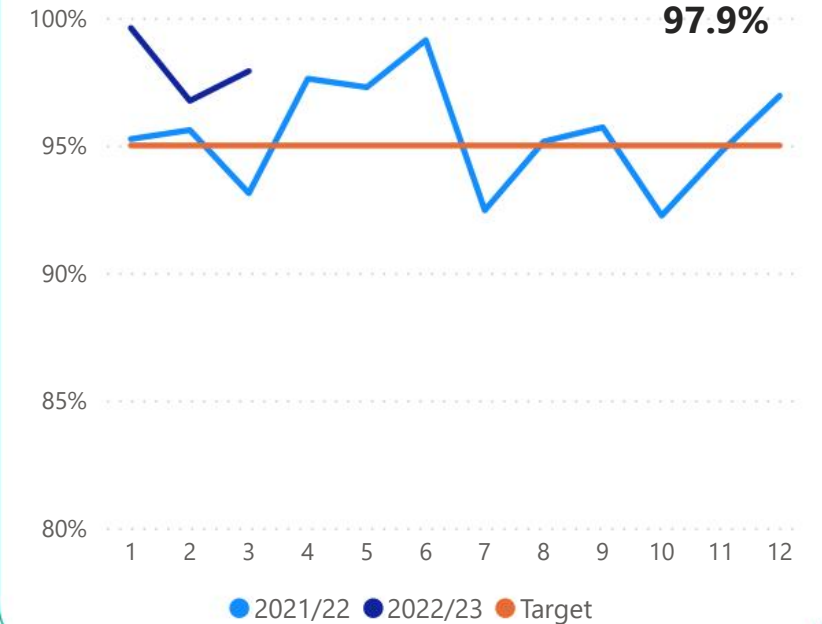
Performance remains above target with 84.2% of cases closed with two or more successful outcomes since April 2022.

GREEN- Rate of First-time entrants into the Youth Justice System aged 10 to 17 (per 100,000 young people)



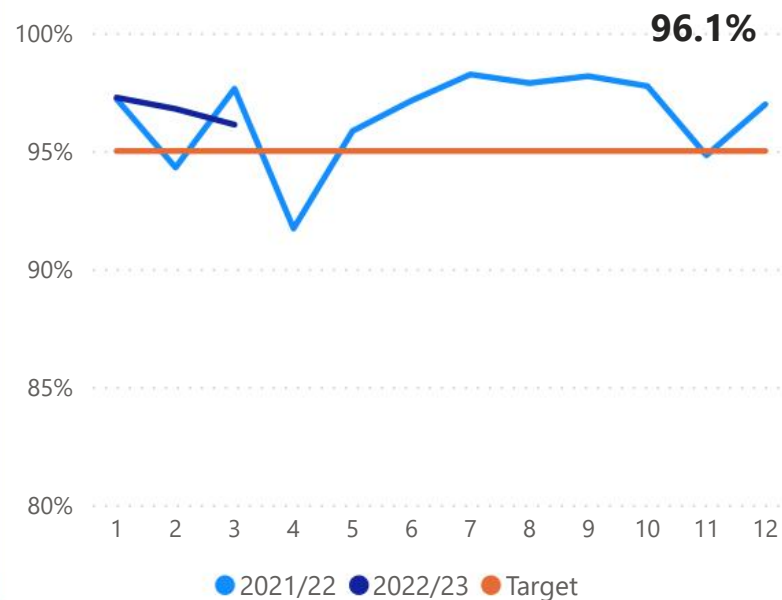
Performance remains stable, as is lower (better) than target. Time lag on data for 6 months

GREEN - % of all referrals with a decision within 24 hrs



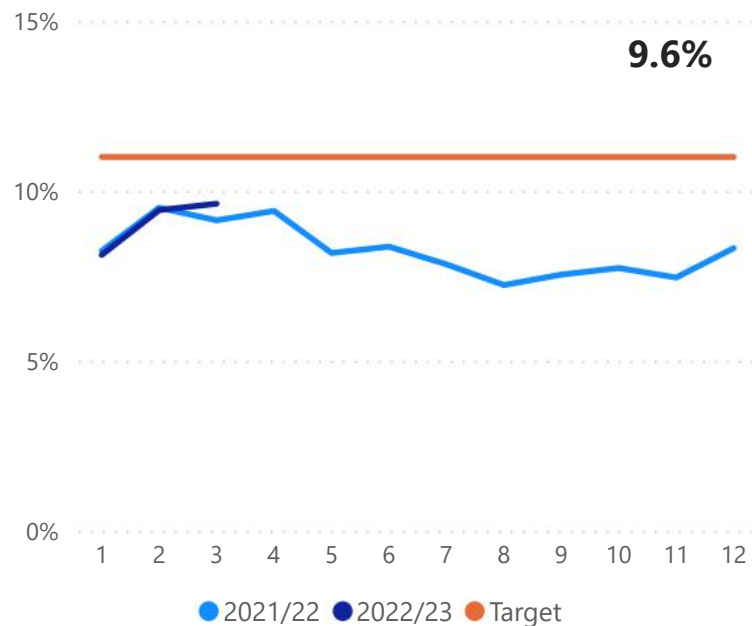
Performance is above target with 97.9% referrals decided within 24 hours during June 2022.

GREEN - % of children subject to a child protection plan who have received a statutory visit within timescale



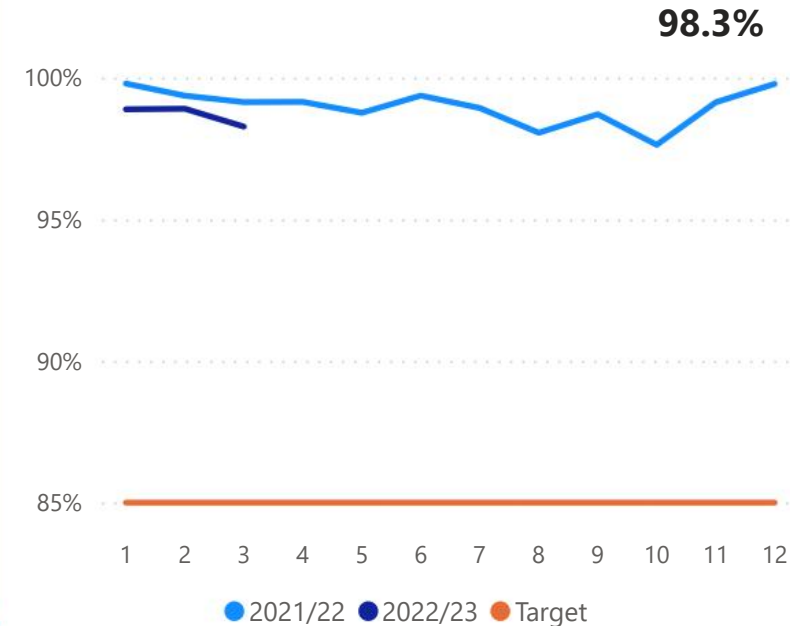
Performance is above target with 96.1% children receiving their visit in timescale

GREEN- % of Cared for Children with 3+ home moves in the last 12 months



Performance remains stable, as is lower (better) than target. 9.6% of cared for children have had three or more home moves in the last 12 months.

GREEN- % of Cared for Children with an up to date Education Plan



Performance remains stable and above target, with 98.3% of cared for children having an education plan in place.



putting
the child first

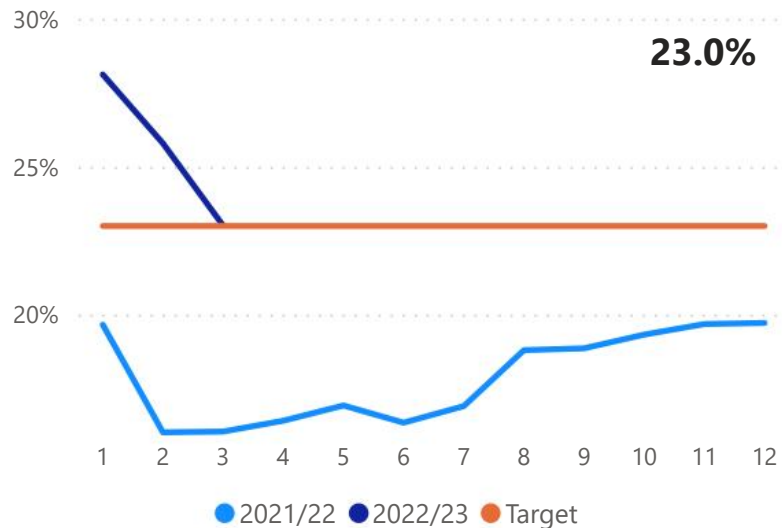
together for
children
SUNDERLAND

TfC Supporting Measures (Contractual and City Plan)

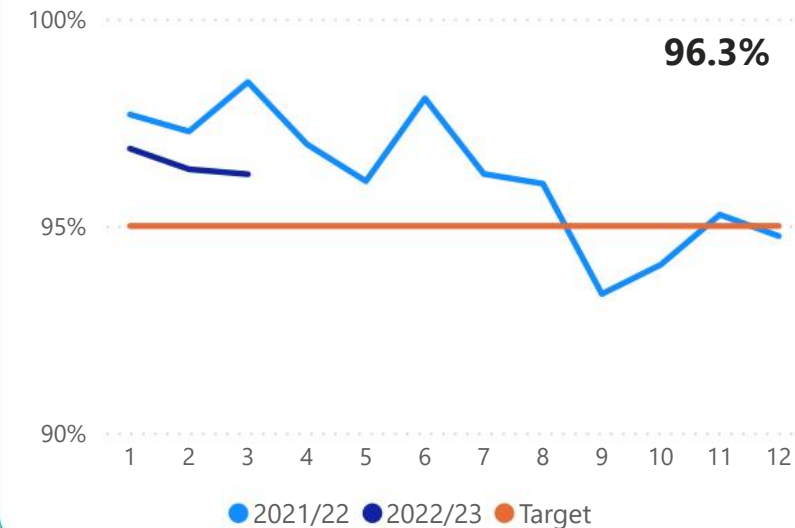
GREEN- % of children subject to a repeat child protection plan (within 2 years)



GREEN - % of referrals that were re-referrals within 12 months



GREEN - % of Cared for Children who have received a statutory visit within timescale



AMBER - % of children subject to CP plan longer than 2 years



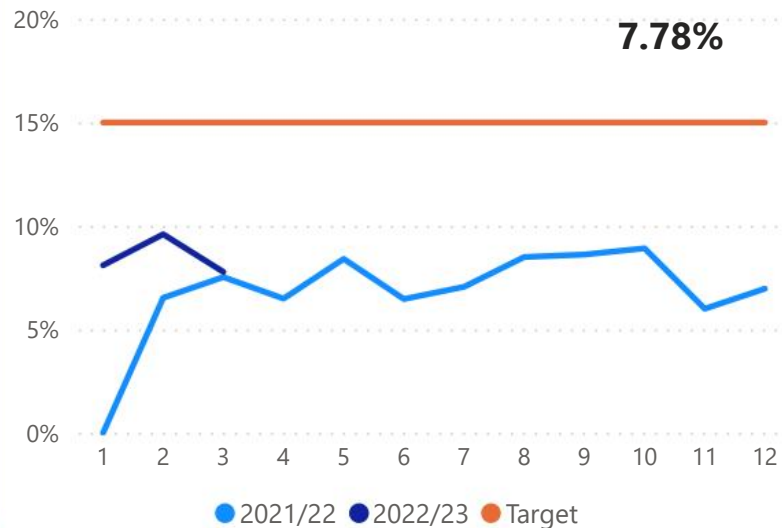
GREEN- % of Care Experience Young People contacted within 8 weeks (17-21)



AMBER - Proportion of Education Health Care plans issued in 20 weeks (excluding exception cases)



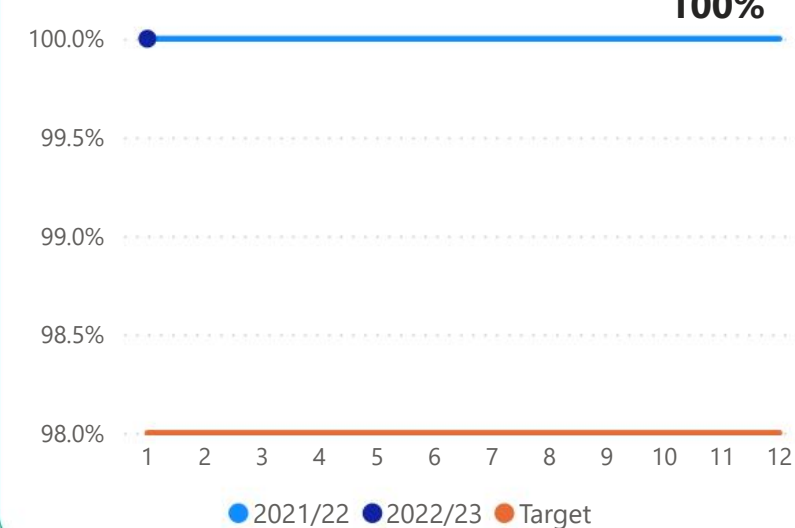
GREEN - % of established social worker posts that are vacant



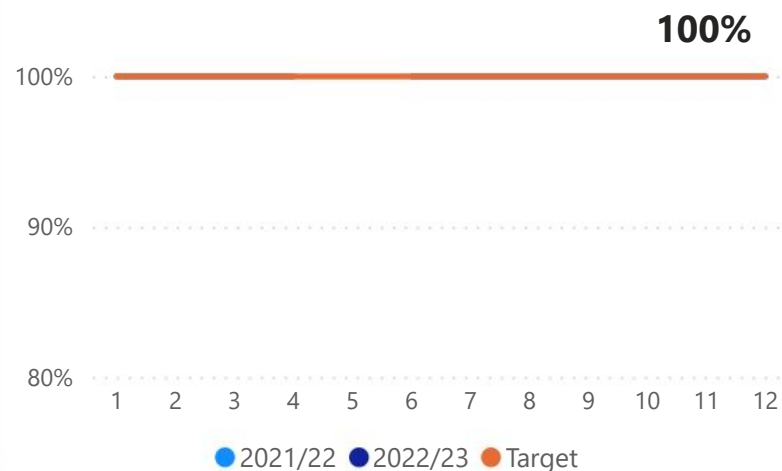
GREEN- % of Child in Need assessments authorised within 45 wds



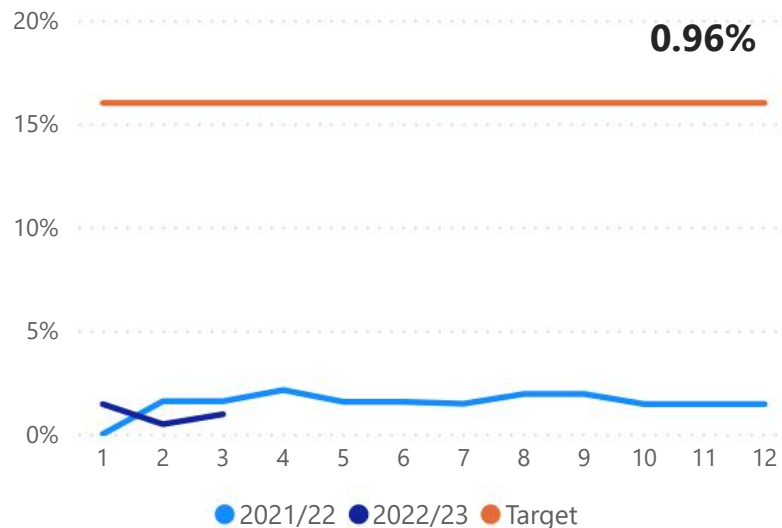
GREEN- % of children identified at risk of MSET who have a completed MSET Framework



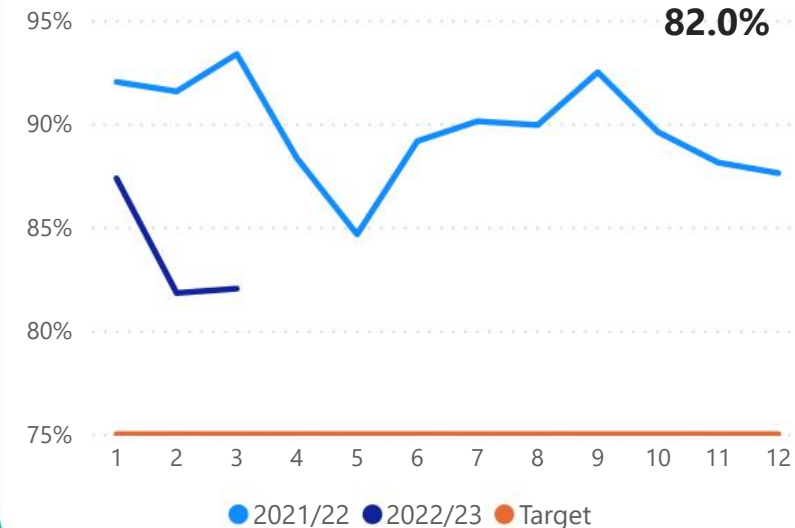
GREEN - The provision of a detailed financial update report to the Executive Director of Corporate Resources within 5 days of the Company Board



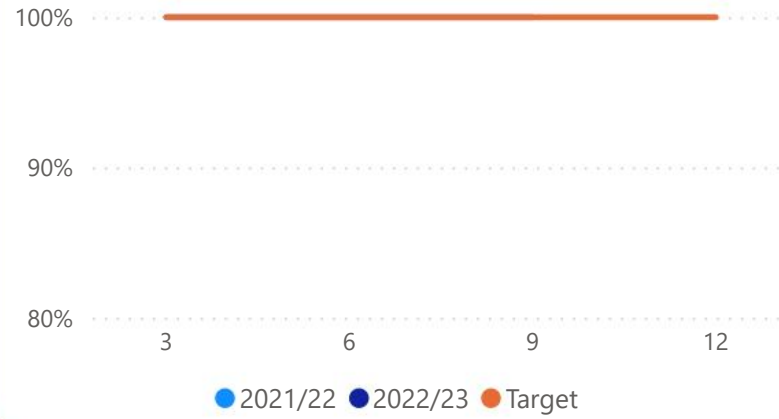
GREEN- % of established social worker posts filled by agency/interim staff



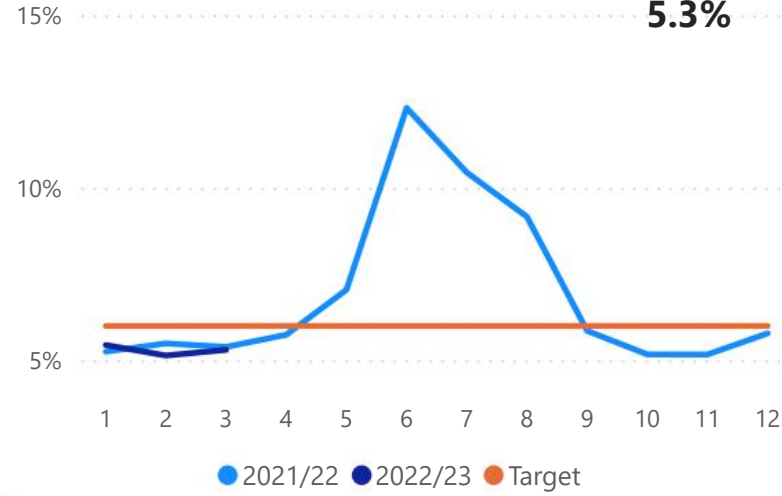
GREEN - % of children subject to CIN plan who received a visit within timescale



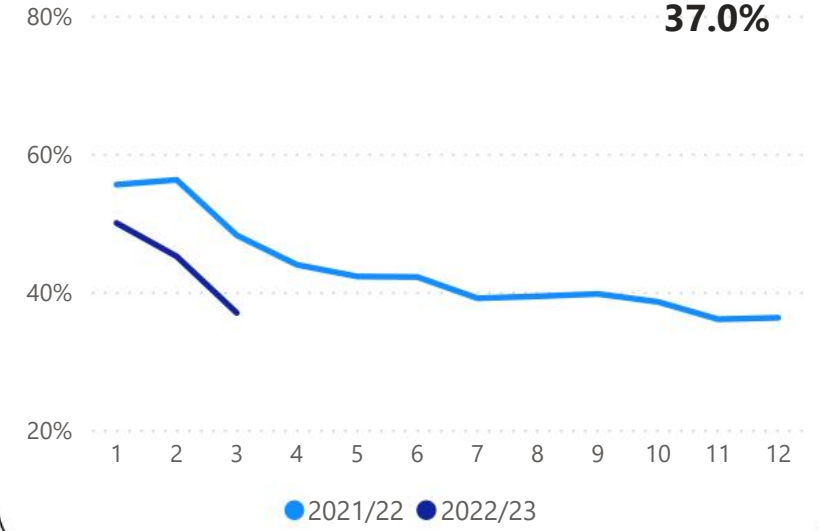
GREEN - The provision to the S151 Officer of timely School's Finance Reports within 5 days of each Schools Forum meeting



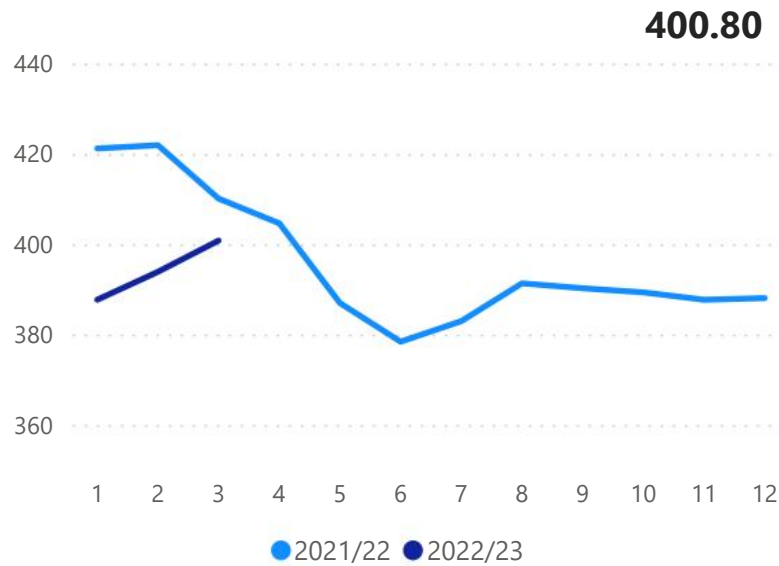
GREEN- % of young people who are NEET or whose activity is not known (age 16 – 17)



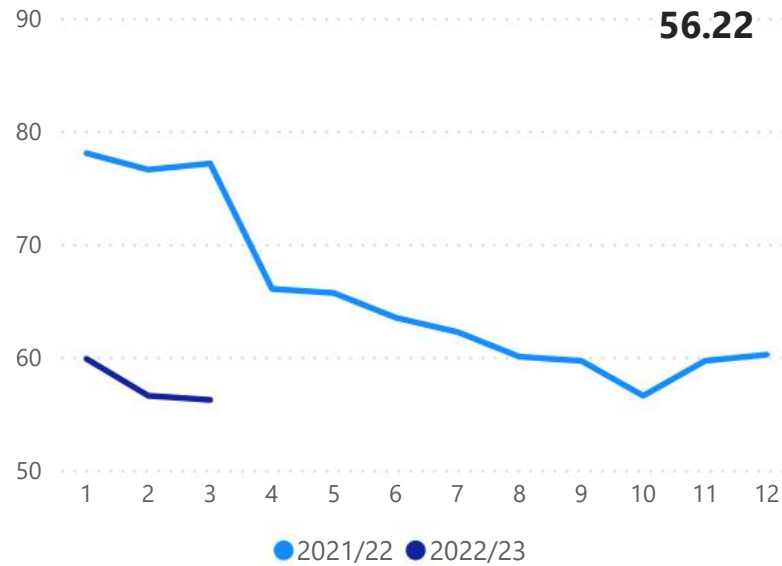
% of Cared for Children with a single plan of permanence by second review



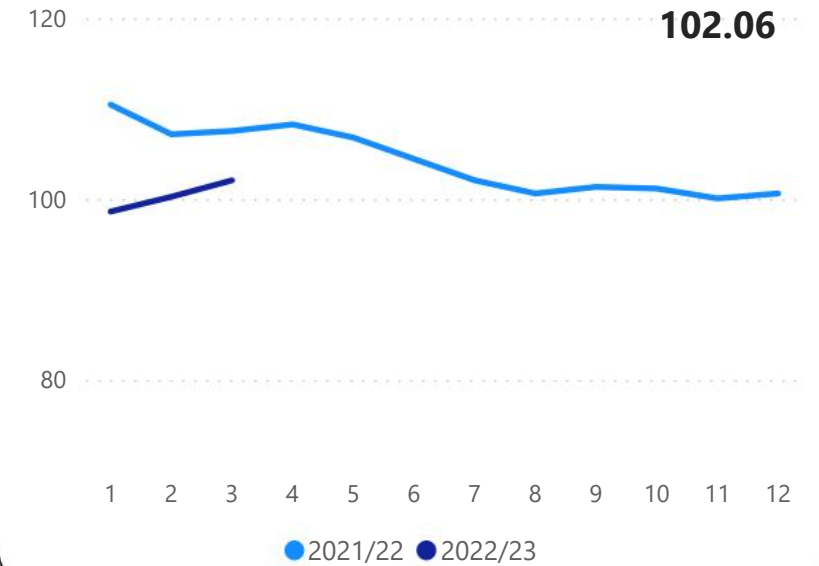
Rate of CIN (per 10K population)



Rate of CP (per 10K population)

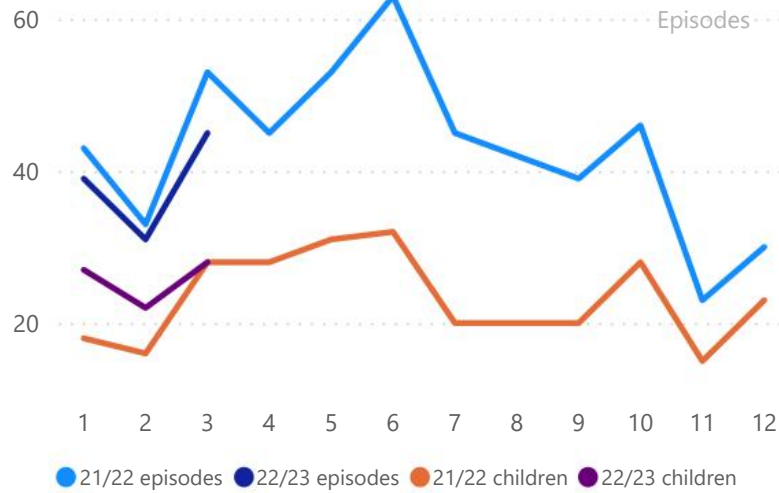


Rate of CfC (per 10K population)



Number of missing from care episodes (& children)

115



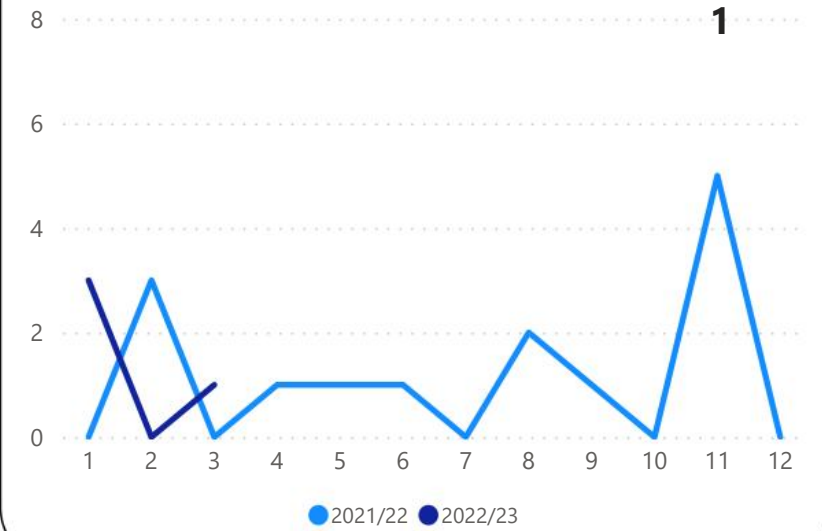
Number of internal foster carers

224



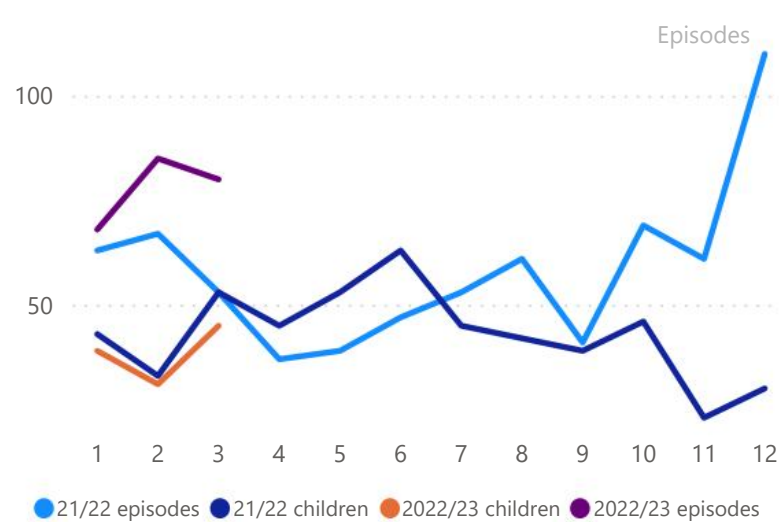
Number of CfC who have had unplanned placement moves in the period

1



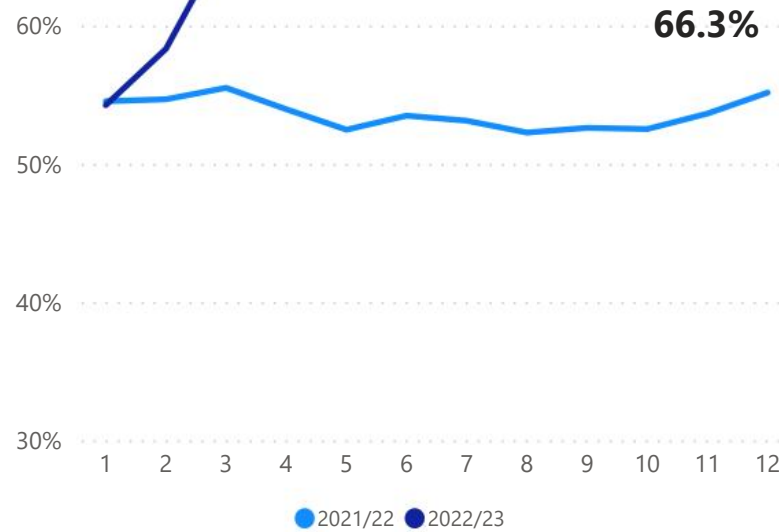
Number of missing from home episodes (& children)

233



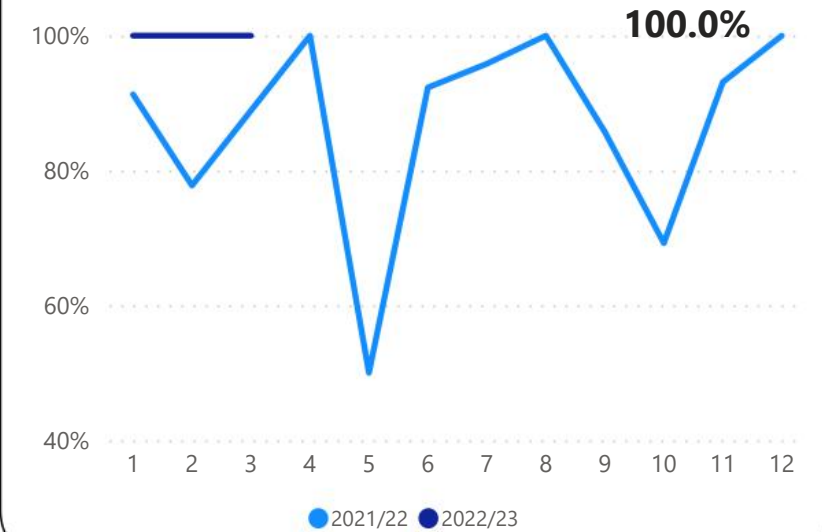
% of children placed with internal foster carers

66.3%



% of Early Help cases that were closed with two or more successful outcomes (Partner)

100.0%



BLUE- % of care experienced young people in suitable accommodation (19-21)

Period

These charts are blank as the data has not yet been released. They will be updated during the year, once the releases take place

BLUE- % of care experienced young people who are in employment, education or training (19-21)

Period

putting
the child first

together for
children
SUNDERLAND



Additional TfC City Plan
measures (non contractual)

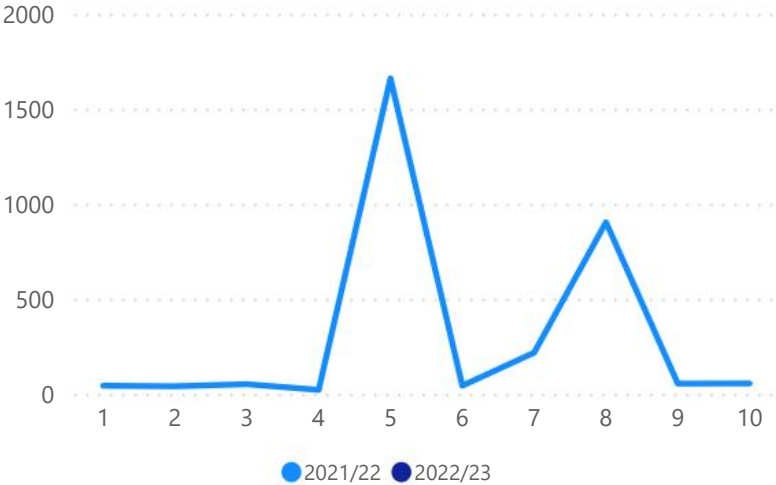
BLUE- % of students achieving grade 4-9 in Maths and English

Period

BLUE- % of care experienced young people who are in employment, education or training (19-21)

Period

Numbers (unique) of CYP involved in an consultation activity that informs the design, delivery or evaluation of services



% Cared for Children achieving the the expected level in reading, writing and maths at Key Stage 2

The three charts with a blue outline are blank as the data has not yet been released. They will be updated during the year, once the releases take place.

Numbers (unique) of CYP involved in an consultation activity that informs the design, delivery or evaluation of services metric is currently unavailable. Last data available is from January 2022.

Proportion of young offenders who reoffend (% binary rate)

