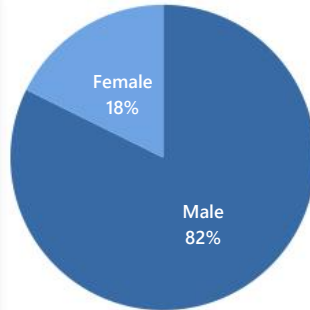


YOS Performance: rolling year January 2021 to December 2021

Who do we compare ourselves to?

YOT FAMILY

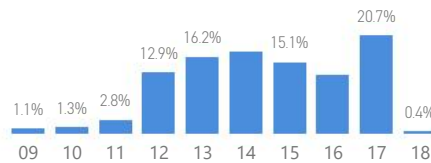
Barnsley
Darlington
Durham
Gateshead
Hartlepool
Neath Port Talbot
South Tyneside
St. Helens
Tameside
Wakefield



Ethnic Groups

White
98.69%
Asian or Asian British
0.66%
Mixed
0.66%

Age split



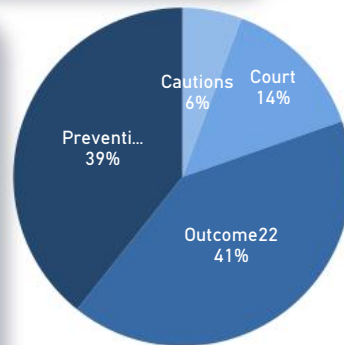
Average caseload

as at 31/12/21

Prevention =
6.7

YOS =
12.5

(per 1 F/T equiv.)



Caseload annual throughput

KEY PERFORMANCE INDICATORS

S: Sunderland F: Family N: National

FIRST TIME ENTRANT (Jan-20 - Dec 20)

The rate of First time entrants to the Youth Justice System aged 10-17 (per 100,000 young people):

S: 122 F: 162 N: 170

REOFFENDING RATES (Jul 19 - Sep 19)

% proportion of offenders who reoffend

S: 19.1% F: 27.0% N: 33.1%

Frequency of offender - the average number of reoffences per offender

S: 0.47 F: 1.16 N: 1.26

Frequency of reoffender - the average number of reoffences per reoffender

S: 2.44 F: 4.28 N: 3.81

YOUTH CUSTODY: (Apr 20 - Mar 21)

The rate of custodial disposals aged 10 to 17 (per 1,000 young people)

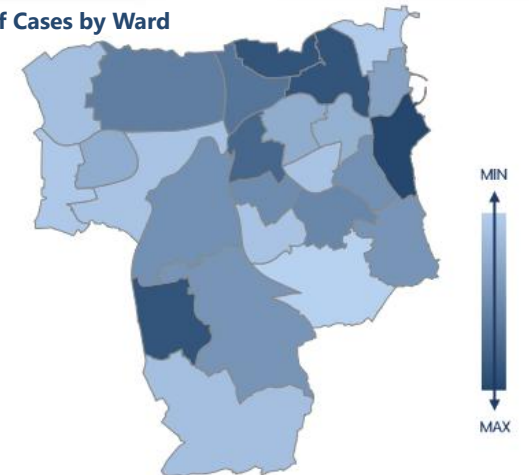
S: 0.00 F: .012 N: 0.13

OFFENCE TYPE	%
Violence Against The Person	30%
Criminal Damage	18%
Public Order	16%
Motoring Offences	9%
Drugs	5%
Domestic Burglary	4%
Other	4%
Sexual Offences	4%
Vehicle Theft / Unauthorised Taking	3%
Fraud And Forgery	2%
Robbery	2%
Theft And Handling Stolen Goods	2%
Non Domestic Burglary	1%
Racially Aggravated	1%

OFFENDING

OUTCOME	%
Absolute Discharge	4%
Compensation Order	6%
Conditional Discharge	2%
Fine	3%
Referral Order	20%
Youth Caution	4%
Youth Caution + Conditions	2%
Youth Conditional Caution	40%
Youth Rehabilitation Order	20%

Prevalence of Cases by Ward



Sunderland Youth Offending Service report dated February 2022