


# Sunderland's Approach to Intelligence – Update for Health and Wellbeing Board

Sharon Lowes/Graeme Atkinson –  
Intelligence Leads

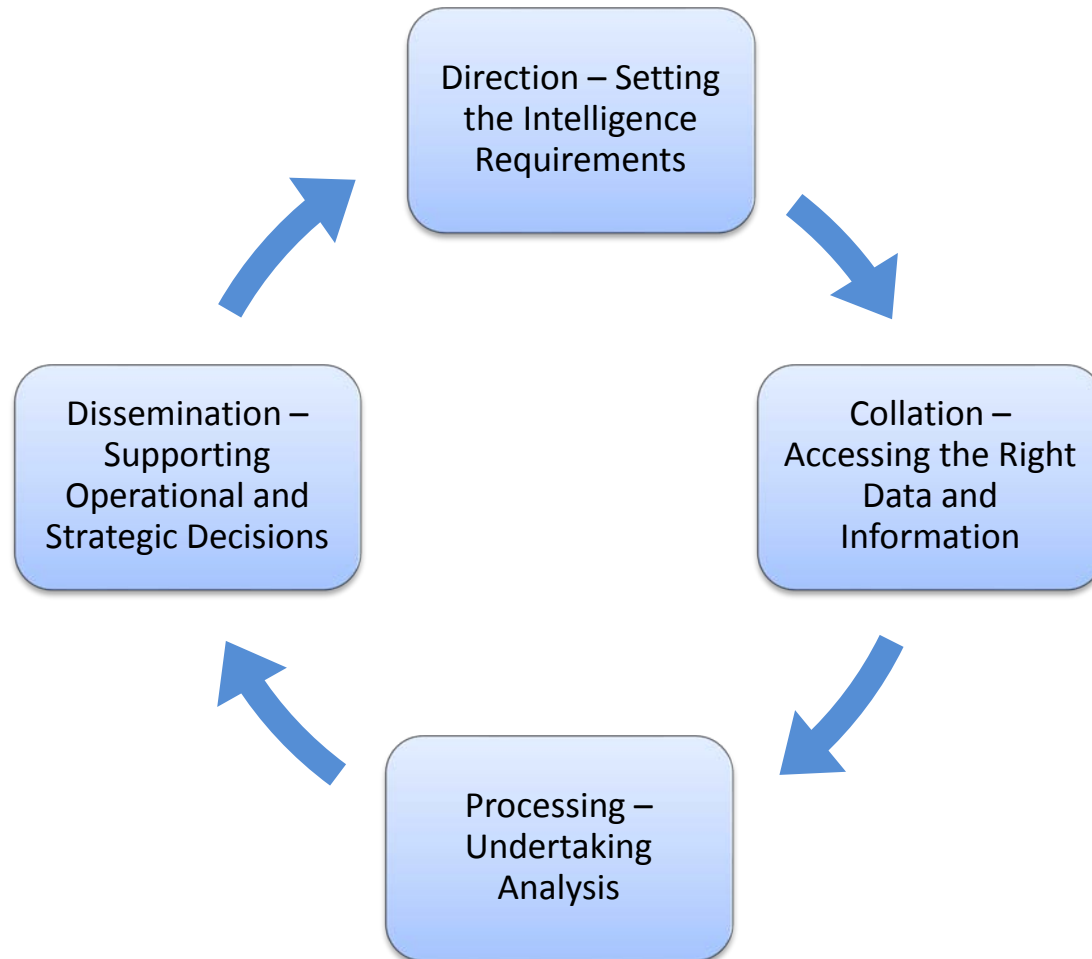
# Reminder of Sunderland's Intelligence Approach

*A combination of **people, processes and tools** giving us the ability to convert information into intelligence*



- An approach: using data and intelligence in everything we do  
– changing the way we all do business to better understand individuals and communities

# Intelligence Cycle – what we are doing in Sunderland



# **Use Cases – Update**

## **Hospital Admissions**

- **Data Sharing Agreement with HSCIC – to enable the pseudonymisation of health and social care records**
- **Presented at Follow Up to ASE Event – central to Integrated Working agenda**
- **Reviewing social care data (whilst awaiting data sharing agreement)...to understand social care activity across the city**



Click here to search

Search

import

update

publish

Layers

Heatmap

Count

Property Value:

## Legend



Density Radius: 10m 100m 1km 10km 100km 1000km

10,500 data points contributing values

## Advanced Settings

Heatmap Type

☐ Bucket mode

Metric: Sum

Bucket size: Medium

☒ Density mode

Radius: 0.15 km

Areal Unit: 1.00 km<sup>2</sup>

☒ Show units

Quality:

Fastest Fast Medium Good Best

Presentation

☐ Hide map points and labels

☐ Show scale on map

Smoothing: Good/Fast

Spectrum:

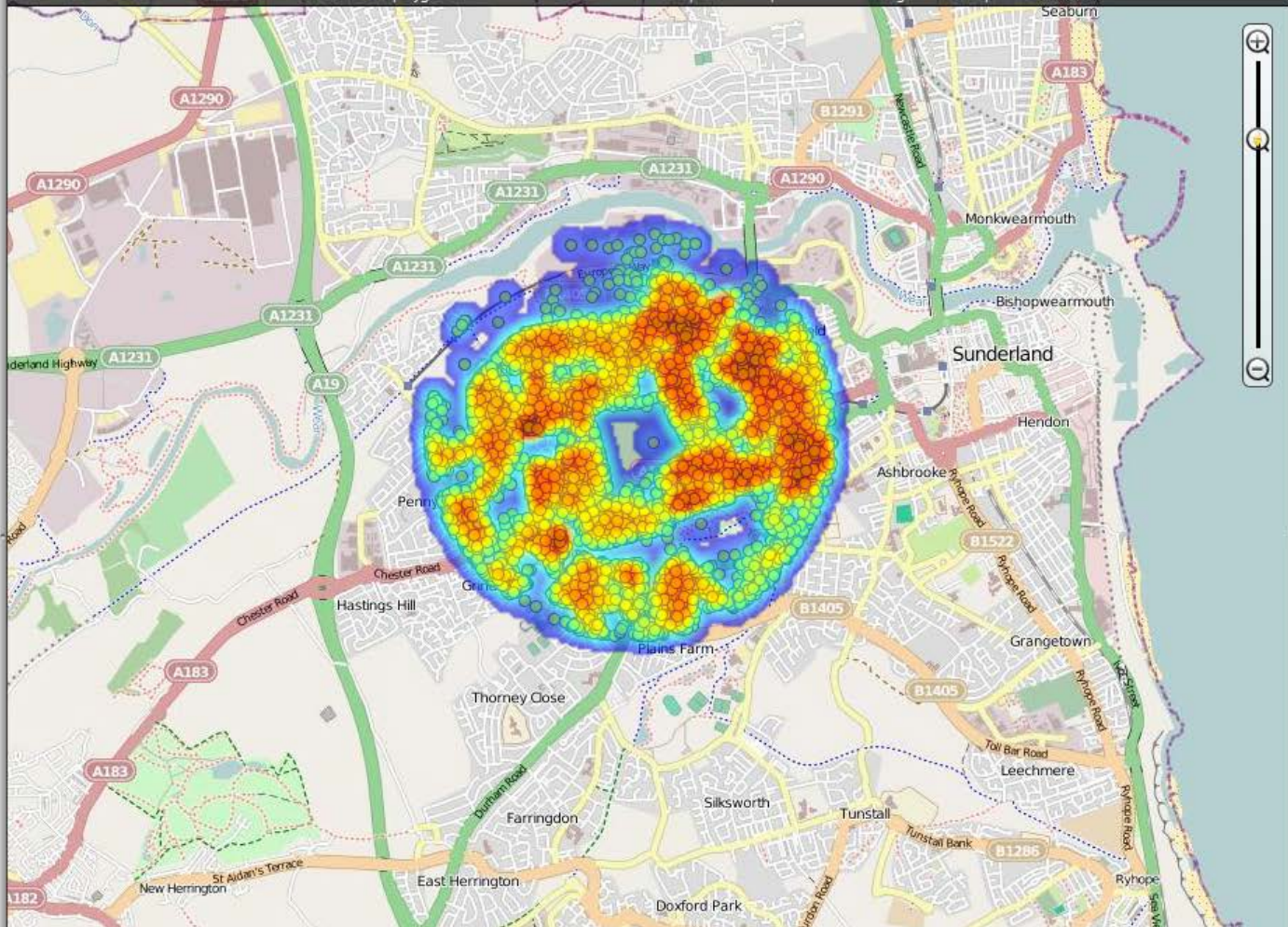
# Colors:

2 4 6 8 10 12 14 smooth

Opacity:

0% 20% 40% 60% 80% 100%

Scale



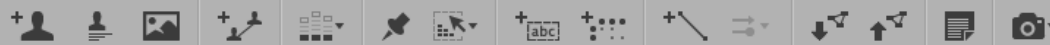
# STRENGTHENING FAMILIES

- Identifying families who can be supported before they need more costly interventions
- Bringing together numerous information sources to understand the family household view
- Implementing Phase 2 of the national programme



Click here to search

Search



Arial Unicode MS

12

A

B

I

U

List icon

List icon

List icon

List icon

List icon

List icon

List icon

List icon

List icon

List icon

List icon

List icon

List icon

List icon

List icon

List icon

List icon

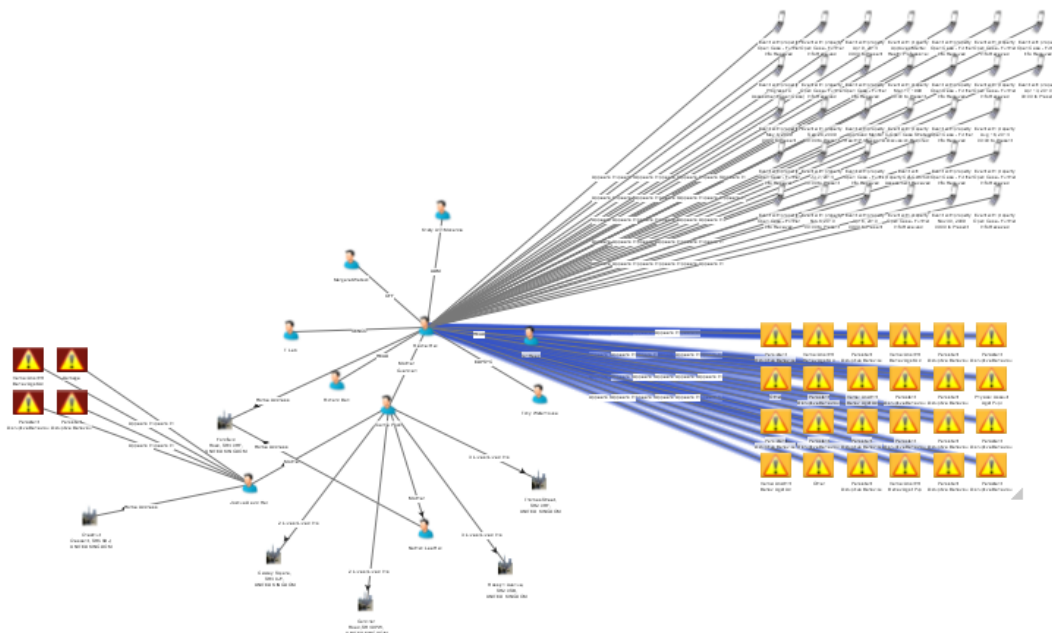
List icon

List icon

List icon

Default

Node Size



Selection Histogram Filters

Sort by Count

Show 7 By Default

## Object Types

clear selection

## Event Types (2/2)

- All Events 24
- Exclusion 24

[Show More](#) [Show All Loaded](#) [Show Fewer](#)

## Event Properties

clear selection

## Exclusion Category (1/1)

- Fixed Period 24

[Show More](#) [Show All Loaded](#) [Show Fewer](#)

## Exclusion Reason (5/5)

- Persistent Disruptive Behaviour 16
- Verbal Abs/thrt Behav Agst Ad 4
- Other 2
- Physical Assault Agst Pupil 1
- Verbal Abs/thrt Behav Agst Pup 1

[Show More](#) [Show All Loaded](#) [Show Fewer](#)

## Source System (1/1)

- Capita One 24

[Show More](#) [Show All Loaded](#) [Show Fewer](#)

## Entity Relationships

clear selection

## All Links (1/1)

- All Links 24

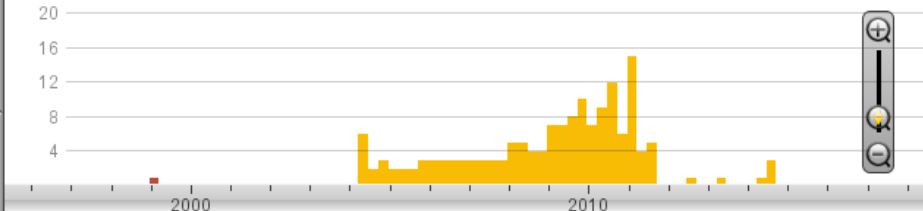
[Show More](#) [Show All Loaded](#) [Show Fewer](#)

History Timeline

- Events
  - Exclusion
  - Referral
- Properties
  - Date of Birth
- Links
  - Appears In
  - Lives/Lived In/Ha...
  - Parent Of/Child Of

Showing 1995 through 2018

Bin size: 3 months

[Add](#) [Save Filters](#) [Clear Filters](#) [History Snapshot](#) [Zoom/Pan to All Events](#) [Time zone: +00:00](#)[History Snapshot](#) [Drill Down](#)

# Next Steps

- Further discussions with HSCIC and DMIC (data sharing and pseudonymisation processes)
- Reviewing social care data
- Launching Strengthening Families Phase 2 – use of Palantir Gotham
- Engagement of partners in training