

LINK School Proposals 2022

73

Responses

02:29

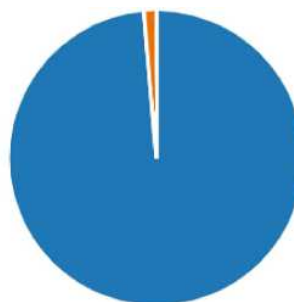
Average time to complete

Active

Status

1. Do you agree with the proposal to increase the number of Alternative Provision school places in the City?

● Yes	72
● No	1
● No Comment	0



2. If no, please tell us why you do not agree with the proposal

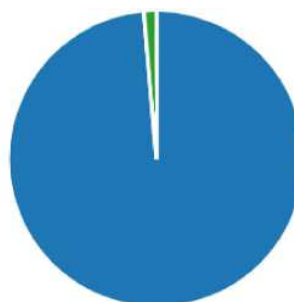
1

Responses

Latest Responses

3. Do you agree with the proposal to establish an Alternative Provision in the Coalfields for pupils aged 5 to 11?

● Yes	72
● No	0
● No Comment	1



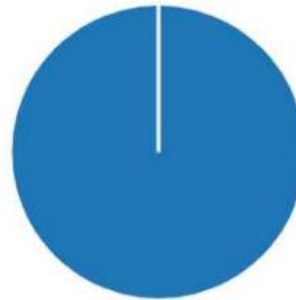
4. If no, please tell us why you do not agree with the proposal

0
Responses

Latest Responses

5. Do you agree with the proposal to make the pilot Alternative Provision sites in East Sunderland and Washington permanent features of the City's Alternative Provision offer?

● Yes	73
● No	0
● No Comment	0



6. If no, please tell us why you do not agree with the proposal

0
Responses

Latest Responses

7. Do you agree to establish a specialist primary school unit in the Coalfields for children aged 5 to 11 with additional social, emotional, and mental health support requirements?

● Yes	72
● No	0
● No Comment	1



8. If no, please tell us why you do not agree with the proposal

0
Responses

Latest Responses

9. Do you have any additional comments on any of the Council's proposals?

73
Responses

Latest Responses

"No"

"NO"

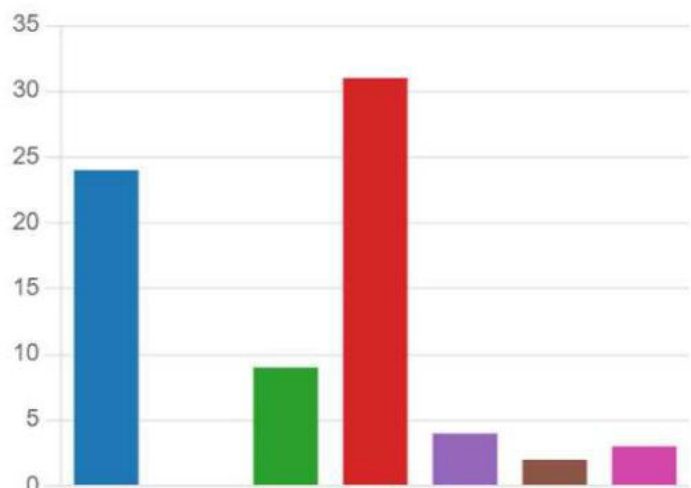
"This is king over due "

[Update](#)

17 respondents (23%) answered **provision** for this question.



10. Are you responding to this consultation as one of the below?



11. How did you hear about this survey?

73

Responses

Latest Responses

"Facebook"

"Email"

"The links school "

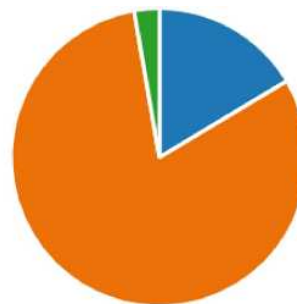
[Update](#)

18 respondents (25%) answered **email** for this question.



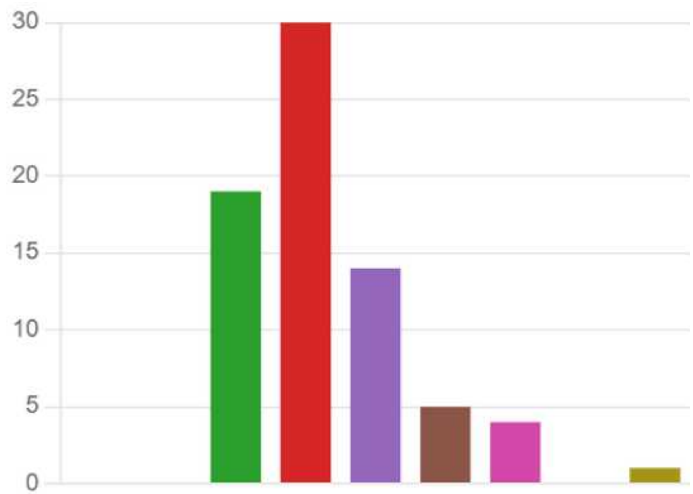
12. Which gender do you identify as?

● Male	12
● Female	59
● Prefer not to say	2
● Other	0



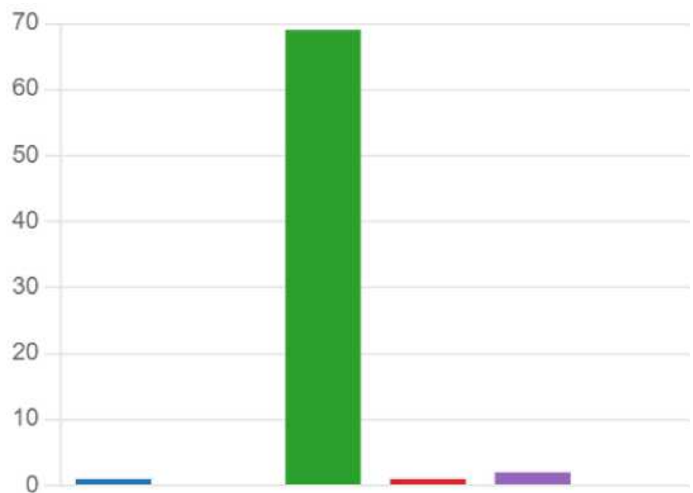
13. Please specify your age group

● Under 16	0
● 16 to 25	0
● 26 to 35	19
● 36 to 45	30
● 46 to 55	14
● 56 to 65	5
● 66 to 75	4
● Over 75	0
● Prefer not to say	1



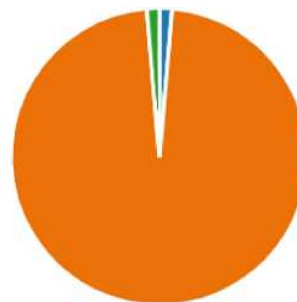
14. How would you describe your ethnic group?

● Asian or Asian British	1
● Black or Black British	0
● White or White British	69
● Mixed Ethnicity	1
● Prefer not to say	2
● Other	0



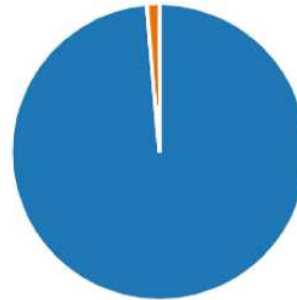
15. Do you consider yourself to have a disability?

● Yes	1
● No	71
● Prefer not to say	1



16. Do you live in the UK?

● Yes	72
● No	1
● Prefer not to say	0



17. If you live in the UK, please tell us the first section of your postcode. (Useful to understand survey responses across Sunderland)

● Prefer not to say	21
● Other	51

