




## Appendix 1 LAA 2008/09 – 2010/11: Priority Indicators and Annual Targets Progress report @ December 2008

### Prosperous and Learning City

#### Develop a culture of enterprise and talent to support economic growth

NIS Ref.	Indicator Title	Lead Partner(s)	Baseline	2008/09 Performance Update				Traffic Light Assessment		
				Latest update	2008/9 target	2009/10 target	2010/11 target	Trend	On Target	Influencing Improvement
171	VAT registration rate	Sunderland City Council (SCC)	33.3 per 10,000 pop (3 year average 2005/6/7)	Baseline is the latest available update	34.7 per 10,000 pop	36.1 per 10,000 pop	37.5 per 10,000 pop	n/a	n/a	Medium risk
<b>Commentary:</b> Baselines are now available (latest information relates to 2007) and targets for the three year period of the LAA have been agreed										
152	Working age people on out of work benefits (WNF Indicator) (Based on 4 quarter average)	SCC / Job Centre Plus (JCP)	31,560 claimants (@ May 2007)  Claimant rate 18.2%	Claimant rate 17.45% (May 08)	Claimant rate 17.5%	Claimant rate 20.5%	Claimant rate 21.6%		no	High Risk
153	Working age people claiming out of work benefits in the worst performing neighbourhoods (WNF Indicator) (Based on 4 quarter average)	SCC / JCP	Claimant rate ( Feb. 2007)  30.1%	12,281 claimants (May. 2008) Claimant rate 29.75%	Claimant rate 28.8%	Claimant rate 31.8%	Claimant rate 32.9%		no	High Risk
<b>Commentary:</b> Although direction of travel is positive performance is not on schedule to achieve the 2008/09 target in relation to both these indicators on this update. Data relates to May 08 and the economic downturn will impact on future direction of performance targets have been revised in relation to NI 152 consideration is being given to revising NI 153 with Government Office										

#### Everyone will have the knowledge and skills needed to play their part in the city's economic growth and achieve individual prosperity

NIS Ref.	Indicator Title	Lead Partner(s)	Baseline	2008/09 Performance Update				Traffic Light Assessment		
				Latest update	2008/9 target	2009/10 target	2010/11 target	Trend	On Target	Influencing Improvement
163	Working age population qualified to at least level 2 or higher (WNF Indicator)	Learning and Skills Council (LSC) / SCC / City of Sunderland College (CSC)	61% (2006)	68.6% (2007)	+2% (63%)	+3% (66%)	+3% (69%)		yes	Low risk
<b>Commentary:</b> There will be no further up date during 2008/09 68.6% is an annual figure it relates to 2007 there is a 12 month delay in relation to data publication										
161	Learners achieving a level 1 qualification in literacy	LSC / SCC /	954	Not	+2%	+2%	+2%	n/a	n/a	Low risk

		CSC	(2006/07)	available	(973)	(992)	(1012)			
162	<b>Learners achieving an entry level 3 qualification in numeracy</b>	LSC / SCC / CSC	109 (2006/07)	Not available	+5% (114)	+5% (120)	+5% (126)	n/a	n/a	<b>Low risk</b>
<b>Commentary:</b> Data follows academic years 07/08 will be available next reporting period										

## Corporate Improvement Objectives

### Enable local people and groups to engage with partners and influence the development of responsive public services

NIS Ref.	Indicator Title	Lead Partner(s)	Baseline	Latest update	2008/9 target	2009/10 target	2010/11 target	Trend	On Target	Influencing Improvement
1	% of people who believe people from different backgrounds get on well together	SCC	65.2% provisional baseline (2008/09 Place Survey)	65.2%	n/a	n/a	68.88%	n/a	n/a	<b>High risk</b>
4	% of people who feel that they can influence decisions in their locality	SCC	26.1% provisional baseline (2008 Place Survey)	26.1%	n/a	n/a	29.07%	n/a	n/a	<b>High risk</b>

**Commentary:**  
 The minimum statistically significant change set out in recent guidance has been used to set provisional targets for NI 1 and NI 4. However, the partnership will reconsider the targets when the final, approved national data sets are available later this month and the queries we have in respect of the weightings have been resolved