



South Tyneside and Sunderland
NHS Foundation Trust

Operational Recovery – STSFT update

Sean Fenwick

Deputy Chief Executive

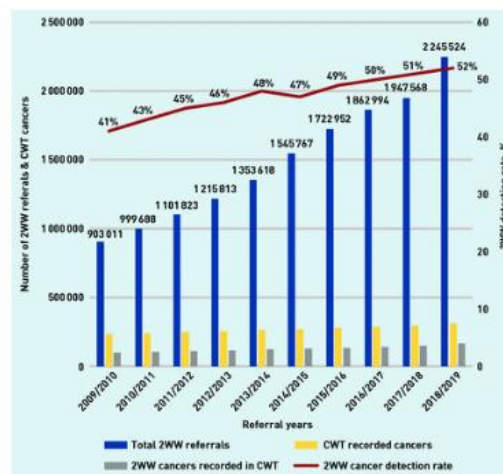
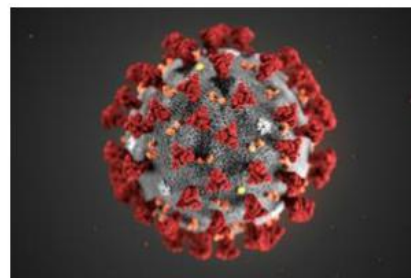
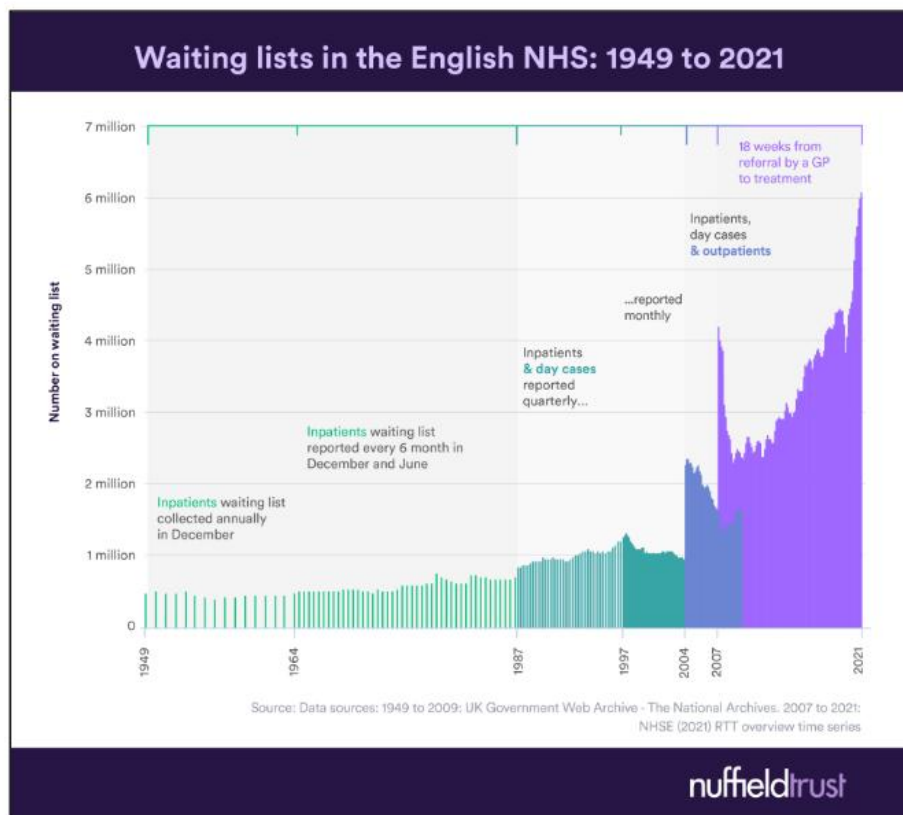
Director of Operations

Consultant Nephrologist

A decorative wavy line in magenta and teal colors that spans the width of the slide, separating the speaker information from the footer.

excellence
in all that we do

A National and Historical Overview



Referral to Treatment Time

RTT Incompletes - June 2023	Incompletes Volume	% <18 Weeks	No. ≥ 35 Weeks	No. ≥ 52 Weeks	No. ≥ 65 Weeks
Trust Total	58,759	76.07%	2,913	367	26
Surgery	35,553	70.67%	2,570	362	26
General Surgery	4,794	78.60%	116	2	0
Urology	5,397	70.47%	325	4	0
Trauma & Orthopaedics	7,631	57.92%	1,367	335	23
Ear, Nose & Throat	6,207	65.14%	517	13	0
Ophthalmology	8,172	80.65%	125	8	3
Oral & Maxillo Facial Surgery	3,154	75.46%	102	0	0
Other - Surgery	192	60.42%	17	0	0
Medicine	12,036	81.54%	258	4	0
Gastroenterology	1,437	84.90%	38	0	0
Cardiology	1,764	84.18%	4	0	0
Dermatology	1,382	88.64%	34	1	0
Thoracic Medicine	2,543	72.00%	84	0	0
Neurology	1,008	90.18%	5	1	0
Rheumatology	1,167	82.43%	8	2	0
Geriatric Medicine	961	71.28%	39	0	0
Other - Medicine	1,774	84.39%	46	0	0
Family Care	5,584	79.91%	72	1	0
Gynaecology	2,917	85.64%	23	0	0
Other - Paediatrics	2,667	73.64%	49	1	0
Clinical Support	5,586	94.77%	13	0	0

*De minimis level >= 20 pathways in total inc Plastics

National Perspective (May '23)

7.5M Open Pathways (6.3M Patients)
 385K > 52 weeks
 1.74M New Pathways

RTT 59.5%

Local Initiatives

Reminder Service
 Opt-in
 PIFU
 Advice and Guidance
 Health Literacy

ICB Initiatives

Waiting Well

Capacity and Demand - Local

2023/24 Trajectory - RTT	Trajectory	Actual	Variance	Var. %
Incomplete pathways	54,310	58,759	4,449	8%
Incomplete pathways over 52 weeks	152	367	215	141%
Clock Starts	18,277	19,943	1,666	9%
Clock Stops	17,667	17,505	-162	-1%
Clock Stops, Admitted	3,380	3,139	-241	-7%
Clock Stops, Non-Admitted	14,287	14,366	79	1%

Plan versus Actual

Ahead of Plan if IA removed

NEL v EL

T&O



Diagnostics

Diagnostics - June 2023	WL Vol.	No. ≥6 wks	% ≥6 wks	Activity	YTD
Trust Total	9,231	2,359	25.56%	17,465	30.05%
Magnetic Resonance Imaging	1,269	346	27.27%	1,989	28.95%
Computed Tomography	620	160	25.81%	5,438	32.69%
Non-obstetric ultrasound	3,905	1,684	43.12%	5,432	47.93%
Echocardiography	1,047	12	1.15%	1,127	6.03%
Colonoscopy	187	4	2.14%	488	3.61%
Flexi Sigmoidoscopy	116	0	0.00%	175	2.30%
Gastroscopy	222	5	2.25%	518	2.28%
Barium Enema	0	0	-	37	
DEXA Scan	526	72	13.69%	358	10.35%
Audiology - Audiology Assessments	420	2	0.48%	793	0.19%
Neurophysiology - peripheral neurophysiolog	207	0	0.00%	150	0.17%
Respiratory physiology - sleep studies	252	62	24.60%	206	34.78%
Urodynamics - pressures & flows	128	9	7.03%	58	9.94%
Cystoscopy	332	3	0.90%	696	2.59%

Radiology

Workforce

Obstetric USS

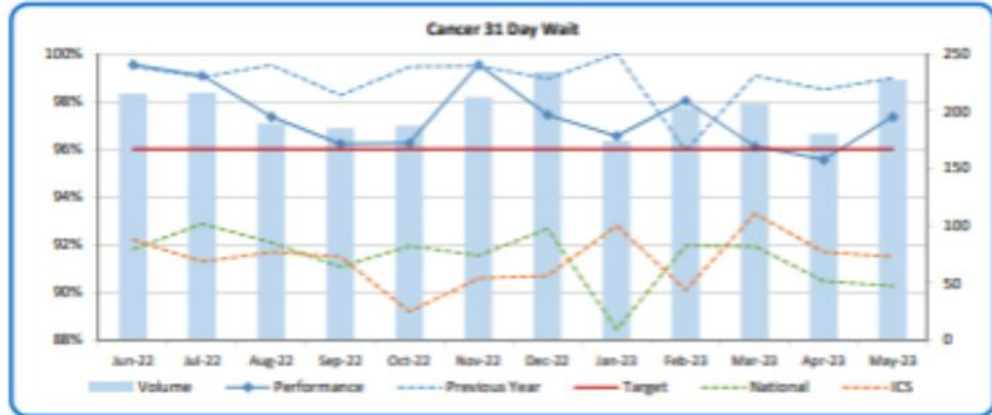
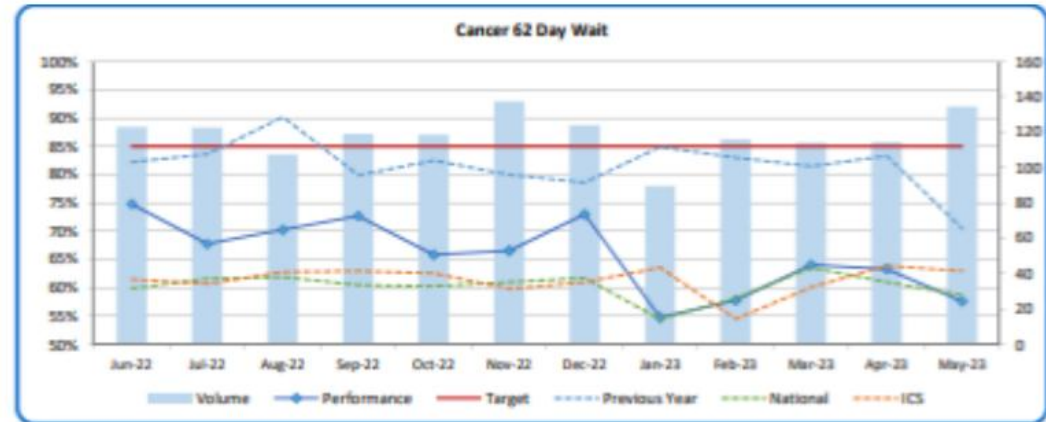
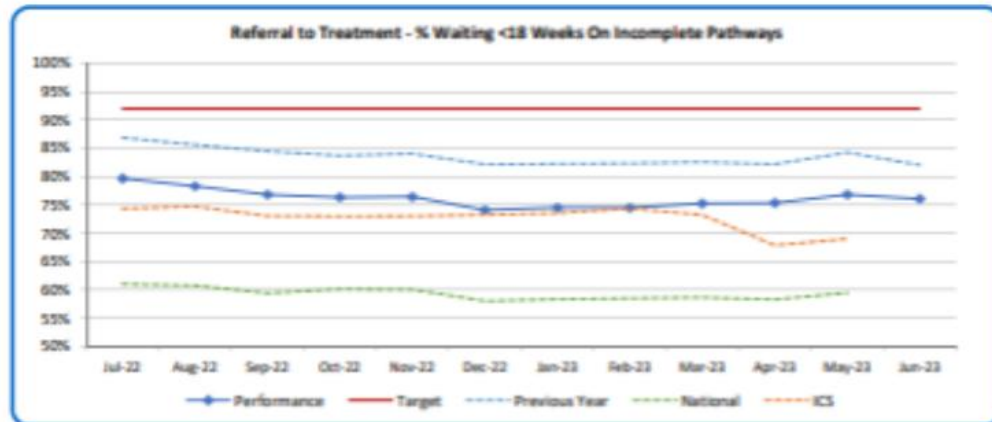
Clinical Prioritisation

TLHC

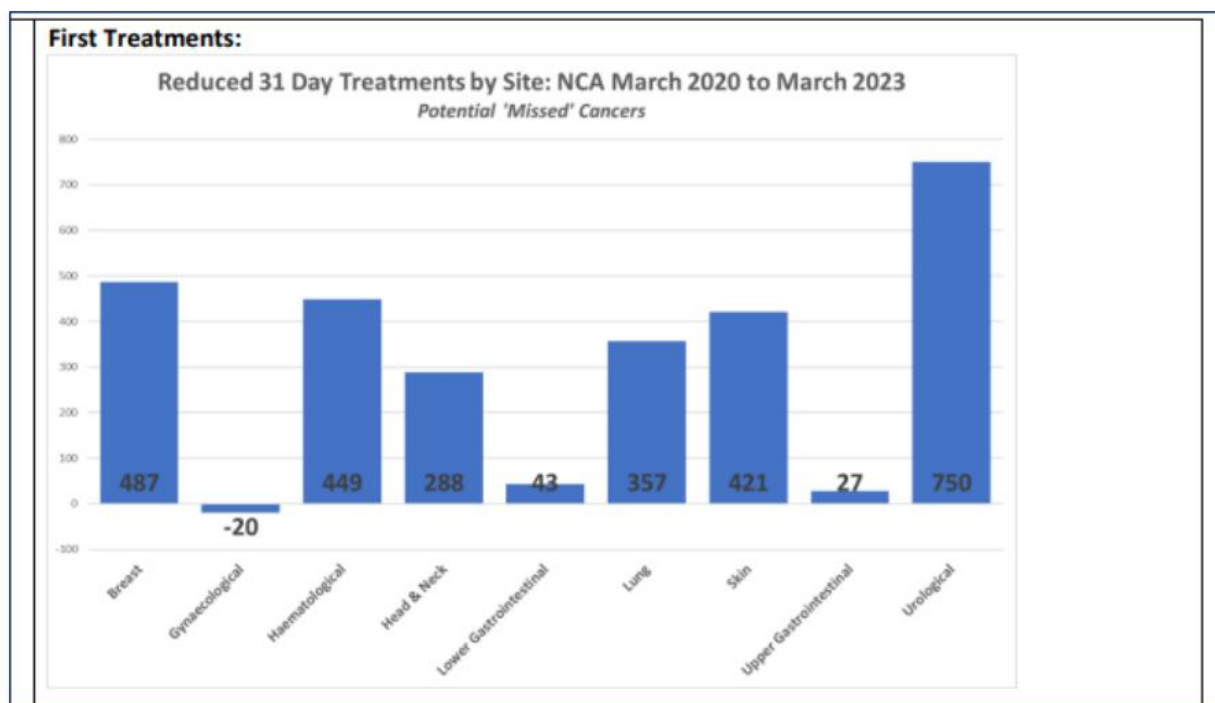
Note ECHO



Cancer - Traditional (Constitutional Standards)



Regional Position by Tumour Group

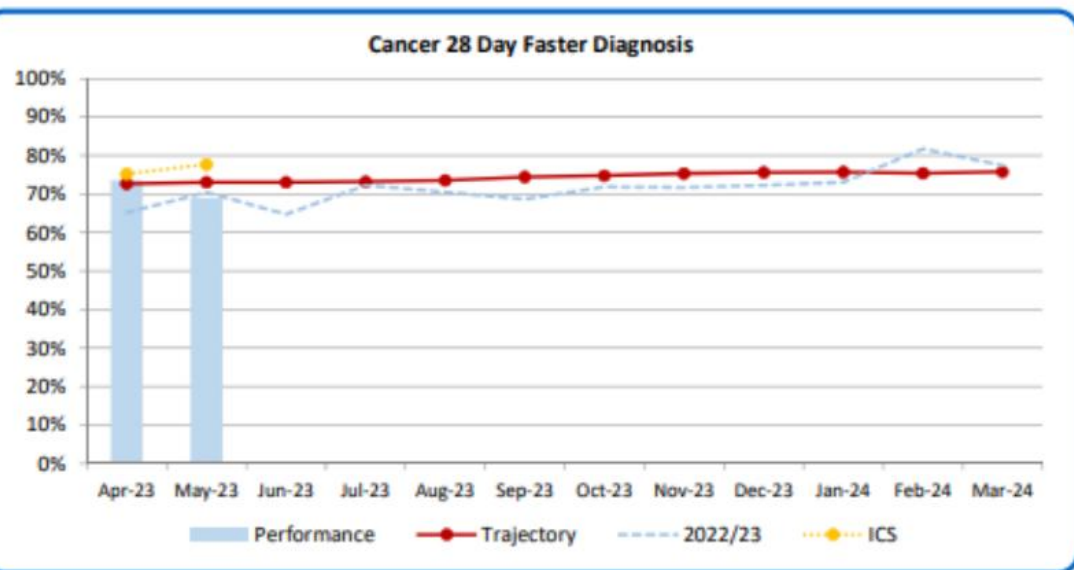


Local Plan – Urology

50% of Cancer work
Ahead of all National Metrics

Second “Robot”
TP Biopsies
One-stop

Faster Diagnosis Standard



The standard will ensure patients will be diagnosed or have cancer ruled out within 28 days of being referred for suspected cancer. For patients who are diagnosed with cancer, it means their treatment can begin as soon as possible. For those who are not, they can have their minds put at rest more quickly

...but a diagnosis is not enough

Mental Health

IAPT - June 2023	Volume	Total Breached	Perf.	YTD
1. Waiting Times <6 weeks				
Gateshead	251	1	99.60%	99.71%
South Tyneside	252	3	98.81%	98.57%
Trust Total	503	4	99.20%	99.16%
2. Waiting Times <18 weeks				
Gateshead	251	0	100.00%	100.00%
South Tyneside	252	1	99.60%	99.84%
Trust Total	503	1	99.80%	99.92%
3. Recovery				
Gateshead	236	108	54.24%	57.36%
South Tyneside	241	103	57.26%	53.12%
Trust Total	477	211	55.77%	55.34%
4. Access				
	Month vs. Trajectory	Qtr vs. Target	YTD vs. Trajectory	
Trajectory / target	2.09%	6.51%	2.09%	
Gateshead	1.37%	3.81%	3.81%	
South Tyneside	1.36%	4.05%	4.05%	
Trust Total	1.40%	3.91%	3.91%	

For Information only

Excludes Sunderland (CNTW)

Summary

- Progress
 - Work still to do – Major Focus of Board of Directors
 - National Operating Guidance (and its Funding)
 - Modernising Care
 - Increasing Demand
 - Multi-Morbidity
-
- Questions?

