

**REPORT OF DIRECTOR OF CHILDREN'S SERVICES
TOGETHER FOR CHILDREN PERFORMANCE UPDATE**

1. Purpose of the Report

- 1.1 To provide performance information in relation to Together for Children and the commissioning arrangements in the Council, offer assurance over progress and any issues that arise, in the context of the scope of service and performance indicators set out in the service contract.
- 1.2 To provide performance information in relation to the retained services within the Council relating to children and education.

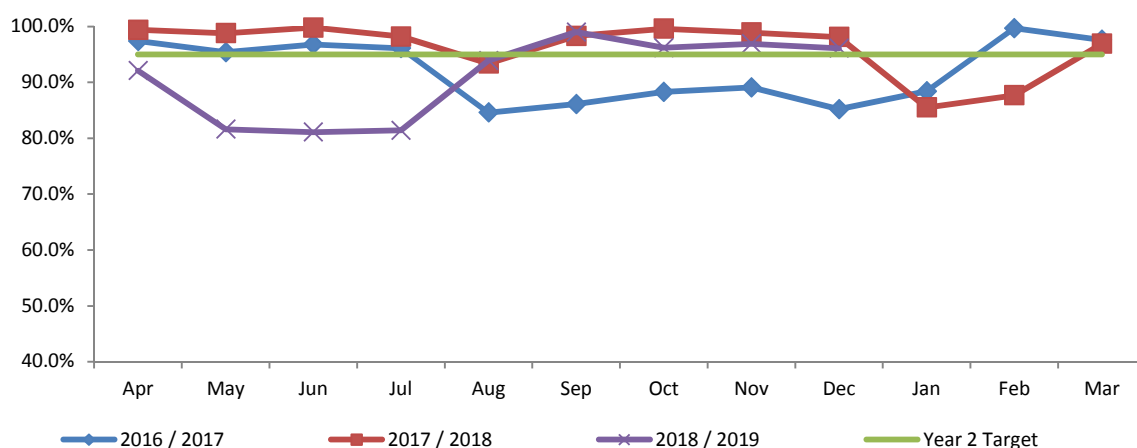
2. Background

- 2.1 The contractual and performance of Together for Children is monitored on a monthly basis through the Operational Commissioning Group and the Chief Executives Performance Clinic.
- 2.2 The performance information relating to retained functions is also monitored on a monthly basis subject to the information being available due to the termly and annual nature of the information through DMT and the Chief Executives Performance Clinic.

3. Current Position

- 3.1 The Operational Commissioning Group, People DMT and Chief Officers Group are meeting on a monthly basis to consider information and progress made.
- 3.2 Information contained within this report will include all of the Key Performance Indicators and Supporting Measures for Together for Children. The tolerance levels for each of the measures will be included within the report.
- 3.3 Information on retained services will include key areas of performance for consideration.
- 3.4 **Key Performance Indicator 1 - % of referrals with a decision within 24 hours**
Tolerance 90 – 94.9%

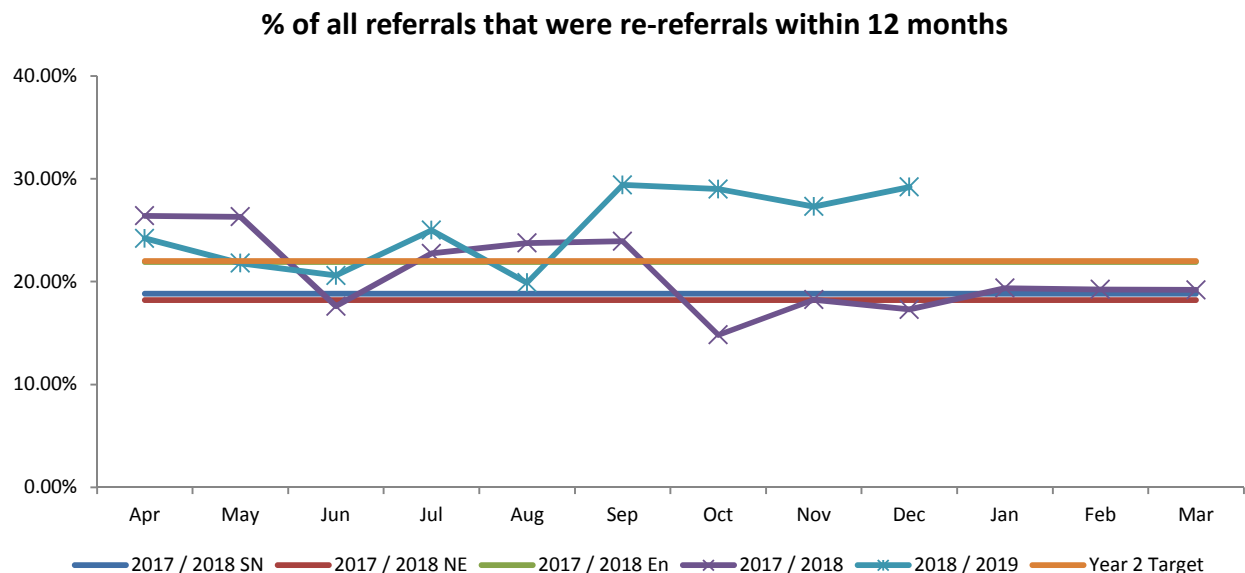
% of all referrals with a decision within 24 hours.



The timeliness of decision making within 24 hours as for the period of December 2018 is 96.1%.

Performance against this measure is exceeding target.

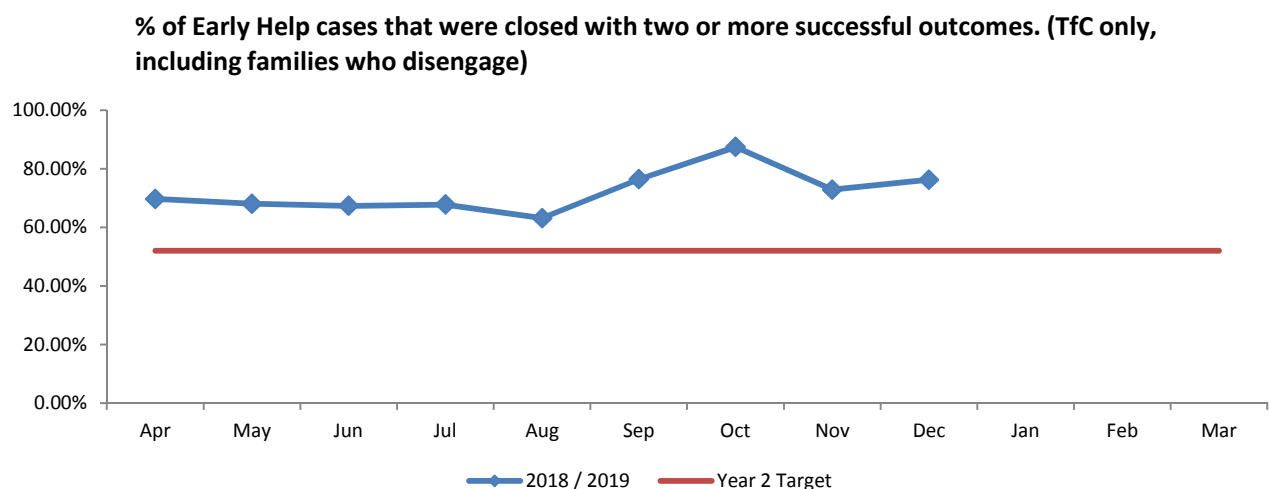
3.5 **Supporting Measure 1.1 - % of all referrals that were re-referrals within 12 months** **Target 22%** **Tolerance 22.1 – 28.9%**



The percentage of all referrals that were re-referrals within 12 months in December 2018 is 29.2%.

Performance against this measure is not meeting target of 22% and is outside of tolerance range.

3.6 **Supporting Measure 1.2 - % of all early help cases closed in the period with two or more successful outcomes (TfC only including those families that disengage)** **Target 52%** **Tolerance 45 – 51.9%**

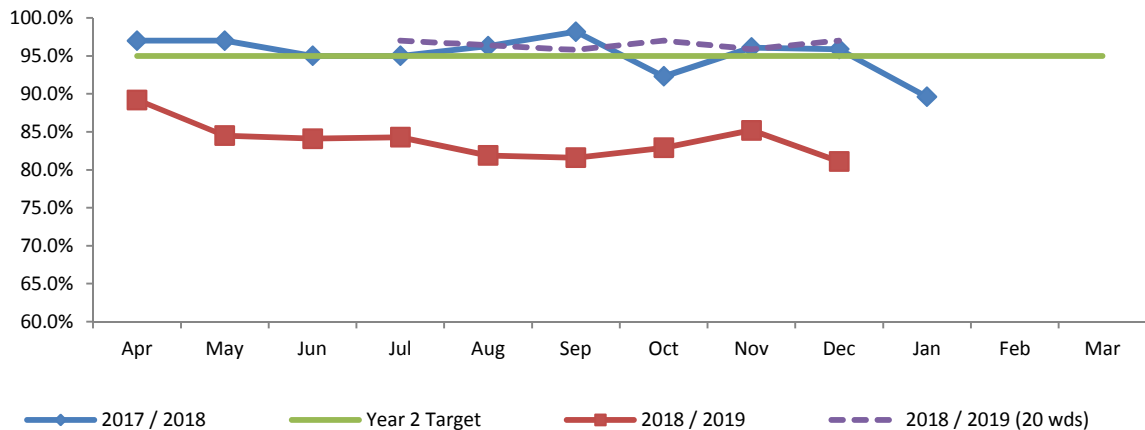


The percentage of all early help cases closed in December 2018 with two or more successful outcomes (TfC only) is 76.3%.

Performance is exceeding target.

3.7 Key Performance Indicator 2 - % of Children and Young People subject to Child Protection plan who received a statutory visit within 10 working days Target 70% Tolerance 85 – 100%

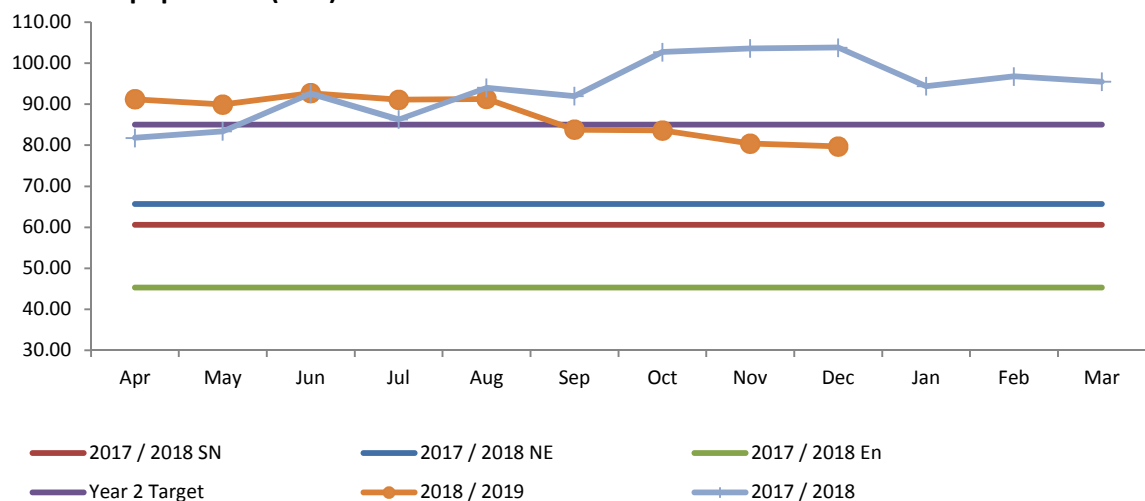
% of children subject to a Child Protection plan who received a statutory visit within 10 working days



The % of children subject to a child protection plan who have received a statutory visit within timescales (10 working days, local measure) in December 2018 was 81.1% and 97% within 20 working days, national measure.

3.8 Supporting Measure 2.1 - Rate of CYP subject to CP plan per 10k of the population Target 85 Tolerance 86-95

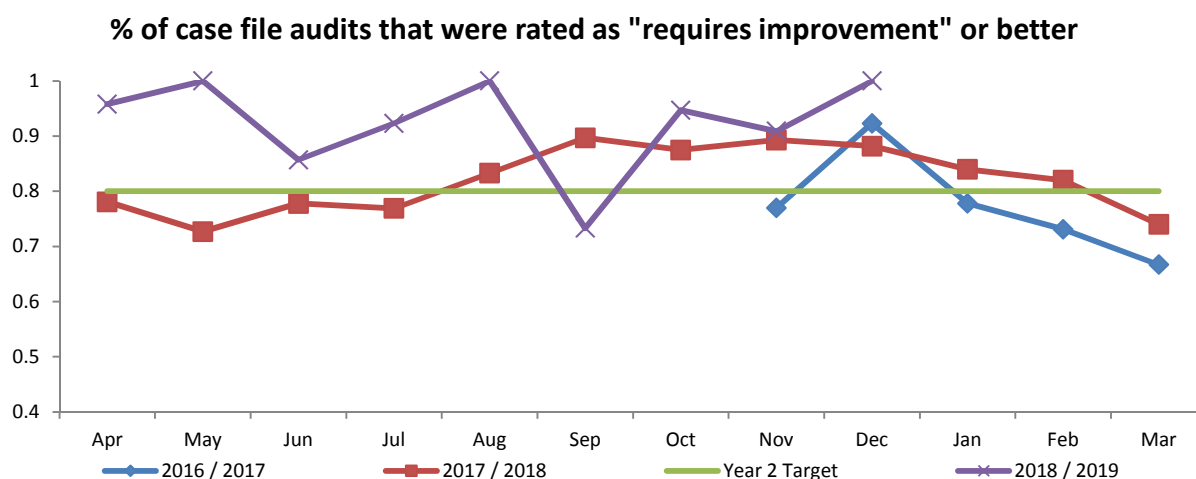
Rate of children and young people subject to a child protection plan per 10k of the population (rate)



The rate of children and young people subject to child protection plan per 10k of the population has decreased to 79.7 in December 2018.

Performance is achieving target.

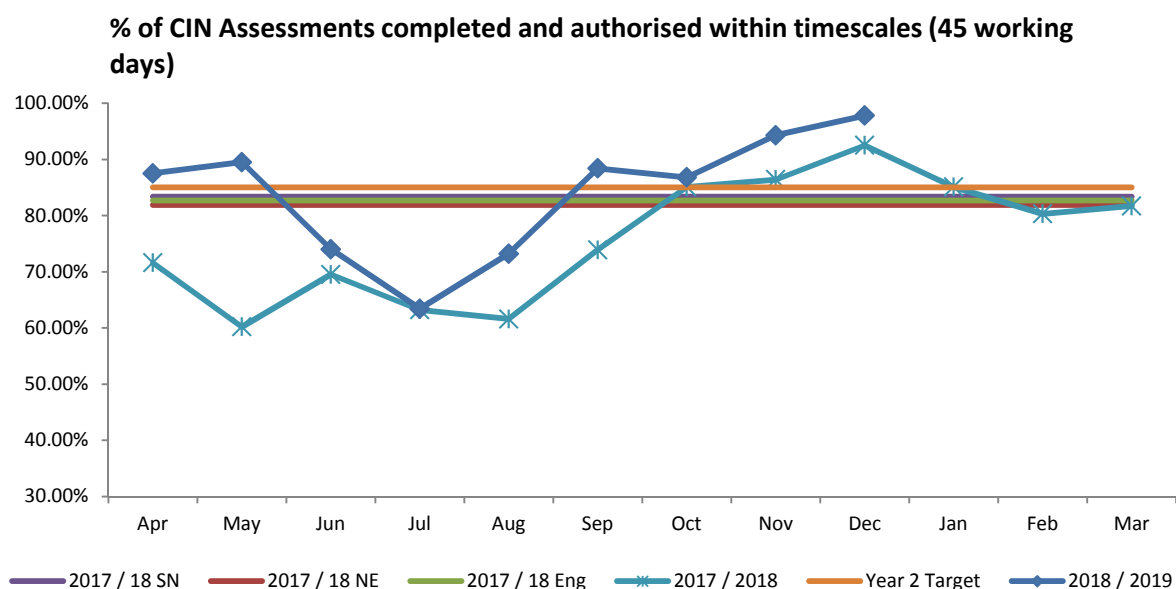
3.9 Key Performance Indicator 3 - % of case file audits that were rated as 'requires improvement' or better
Target 80%
Tolerance 80 – 84.9%



The percentage of case files audits that were rated as 'requires improvement' or better in December 2018 is 100%.

Performance is exceeding target.

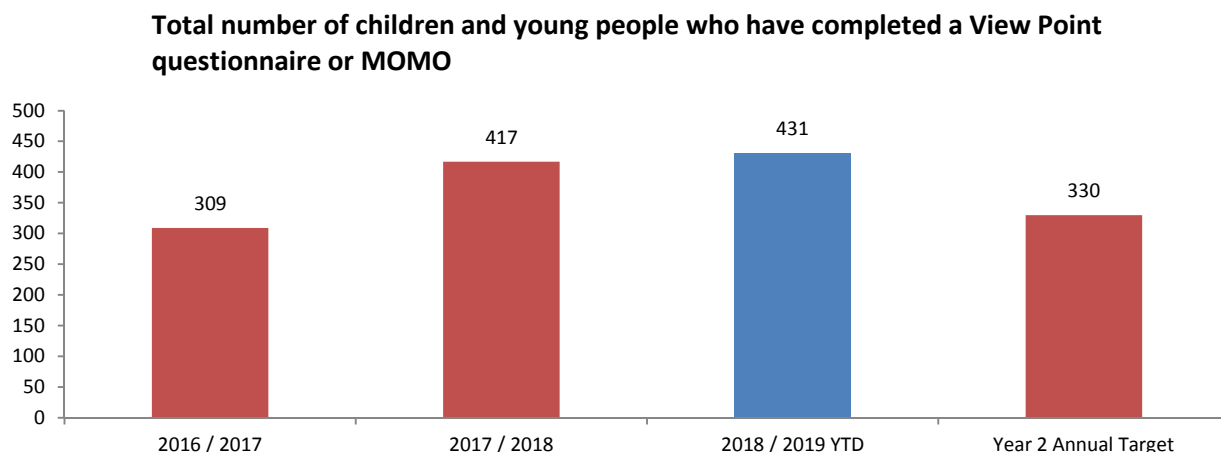
3.10 Supporting Measure 3.1: % of CIN assessments completed and authorised in timescales within 45 wds
Target 85%
Tolerance 80 – 84.9%



The percentage of Child in Need assessments completed and authorised in timescales within 45 working days has improved to 97.8% in December 2018.

Performance is exceeding target.

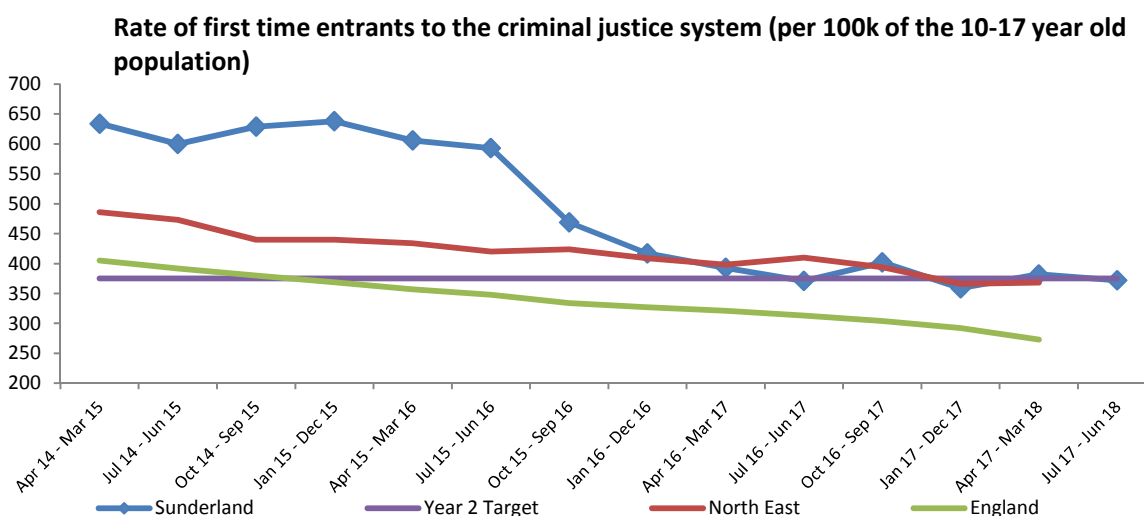
3.11 Supporting Measure 3.2 - Total number of children and young people who have completed a View point or questionnaire or MOMO Target 300



There have been 431 questionnaires completed in the period April – December 2018.

Performance against this measure has achieved target.

3.12 Key Performance Indicator 4 - Rate of first time entrants to the criminal justice system (per 100k) of 10-17 population Tolerance 375 Tolerance target up to 402.9

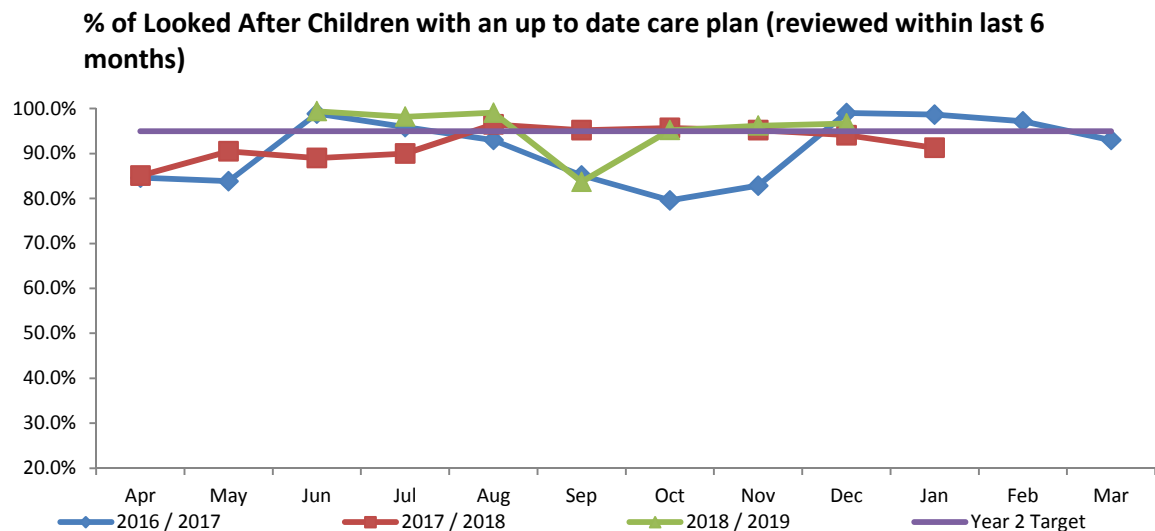


There is a data lag on the data metrics as the data source used is the Police National Computer; data reflects the most recent publication.

The rate of first time entrants to the criminal justice system (per 10k) of 10 -17 population is 375.

Performance against this measure is achieving target.

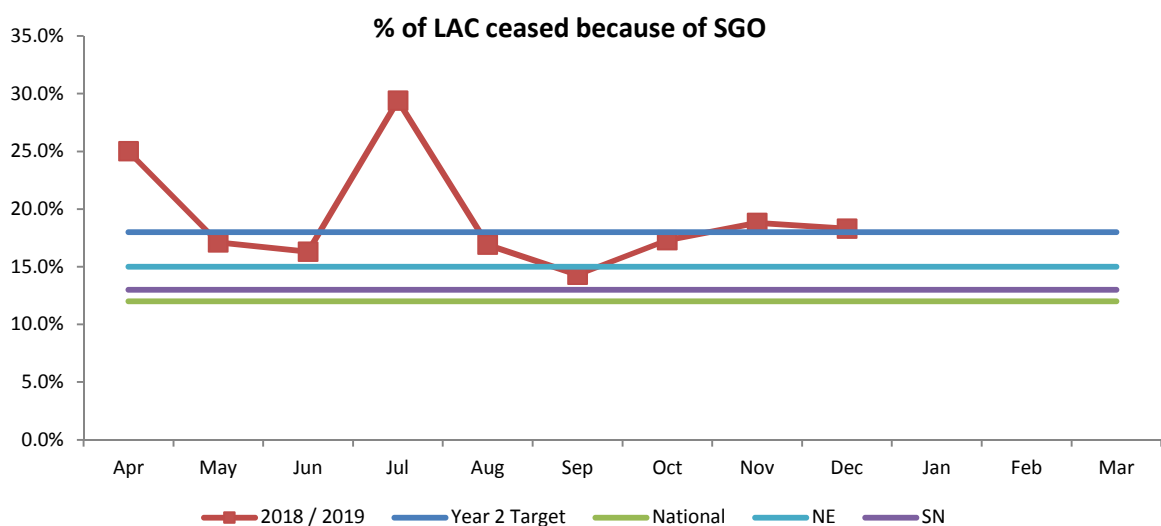
3.13 Key Performance Indicator 5: % of CLA with an up to date care plan within 6 months
Target 95%
Tolerance 90 – 94.9%



The percentage of Children Looked After with an up to date care plan within 6 months has increased to 96.7% in December 2018.

Performance is achieving target.

3.14 Supporting Measure 5.1: % of children looked after that have ceased being looked after because of special guardianship order
Target 18%
Tolerance 15 – 17.9%



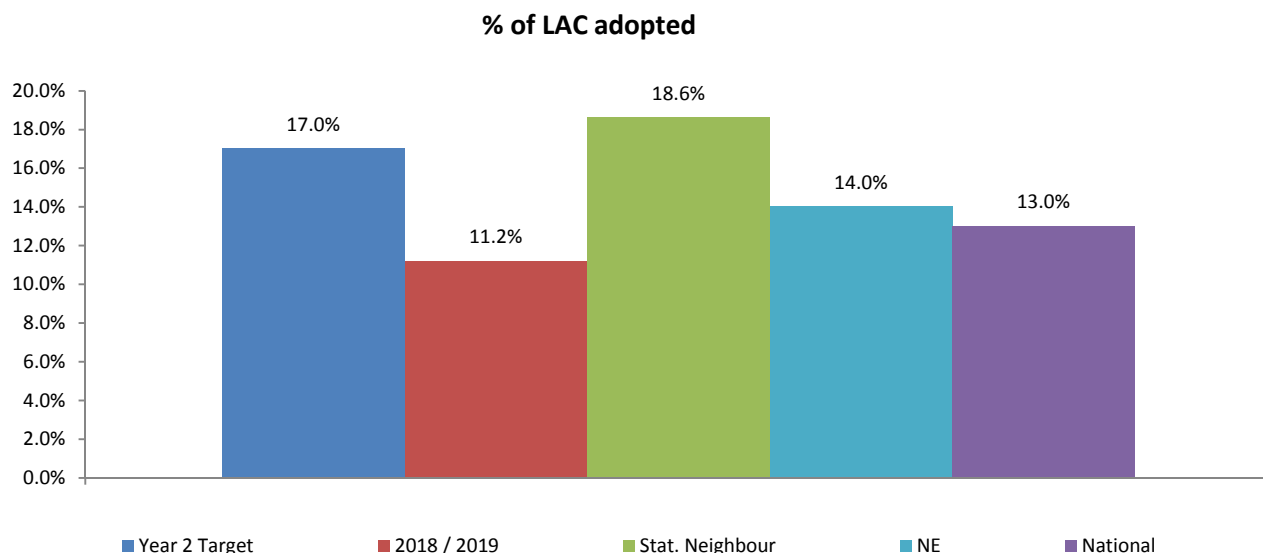
The percentage of children looked after that has ceased being looked after due to special guardianship order has decreased to 18.% in December 2018.

Performance is achieving target

3.15 Supporting Measure 5.2: % of children looked after who are adopted

Target: 17%

Tolerance down to 13%

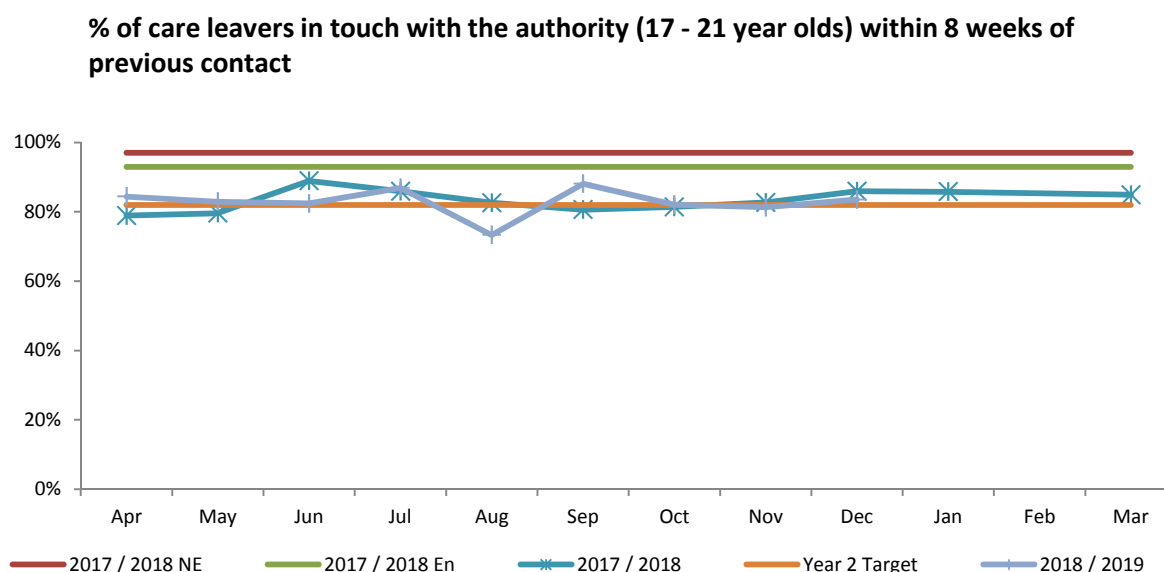


The percentage of children looked after who are adopted is a cumulative figure and the final figure will be known in March 2019. The year to date position shows performance at 11.2%.

3.16 Key Performance Indicator 6 - % of care leavers in touch with Together for Children within 8 weeks of the previous contact age 17 – 21

Target 82%

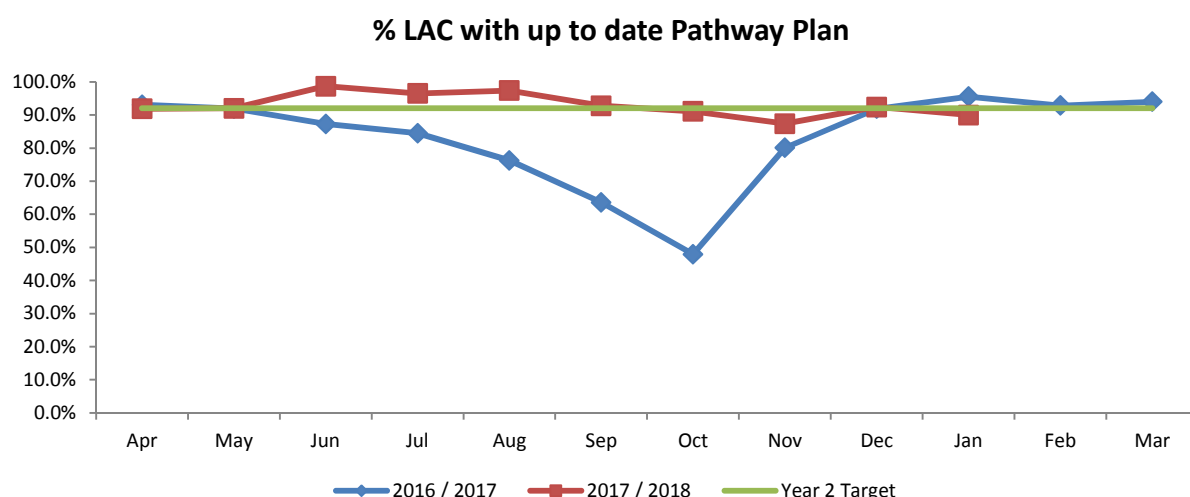
Tolerance 78 – 82.9%



The % of care leavers in touch with Together for Children in December 2018 is 83.5% of care leavers being in touch within 8 weeks of a previous contact. Whilst comparators are included in the graph within the report, they cannot be directly compared as published information is based upon a contact with Care Leavers within the 'birthday window' whereas TfC contact Care Leavers every 8 weeks which is a much more frequent contact.

Current performance is exceeding target.

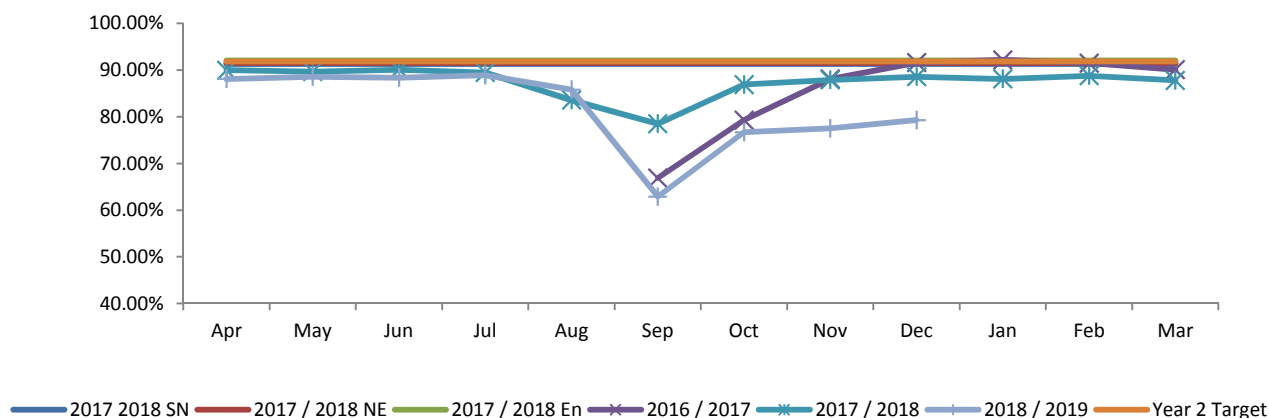
3.17 Supporting Measure 6.1: LAC with an up to date pathway plan (within 6 months)
Target 92%
Tolerance 88 – 91.9%



TfC are unable to report this indicator until all pathway plans have been added onto the system with the review dates.

3.18 Key Performance Indicator 7 - % of young people who have reached statutory school age (academic year 12 – 13) who are meeting the duty to participate
Target 91.9%
Tolerance 88 – 91.8%

% of young people who have reached statutory school age (Ac Year 12-13) who are meeting the duty to participate in education and training

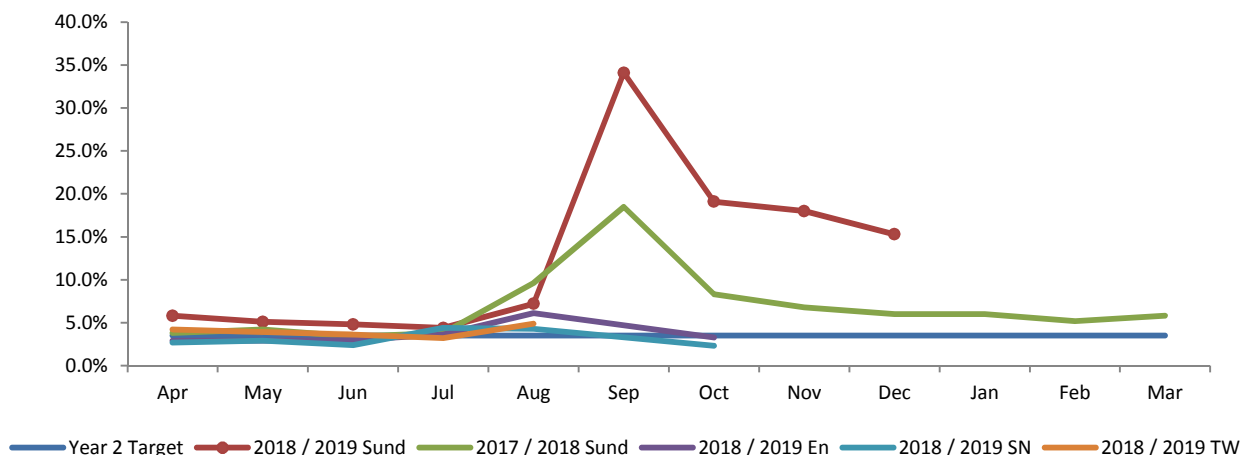


The percentage of young people who have reached statutory school age (ac yr. 12-13) who are meeting the duty to participate in education and training' has increased to 79.3% in December 2018.

Performance is below target and outside of tolerance range.

3.19 Supporting Measure 7.1 - % of young people who have reached statutory school age (ac yr. 12-13) whose status is unknown
Target 3.5%
Tolerance 3.51– 4.4%

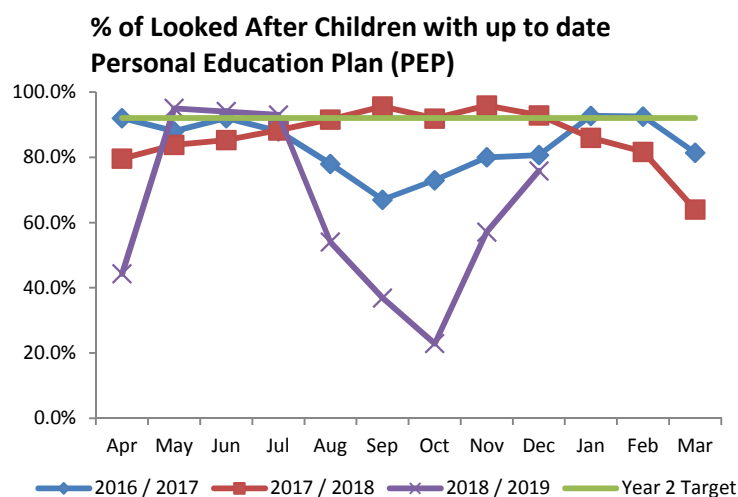
% of 16-17 year olds with Not Known NEET status



The percentage of young people who have reached statutory school age (ac yr 12-13) whose status is unknown has decreased to 15.3% in December 2018.

Performance is below target and outside of tolerance range.

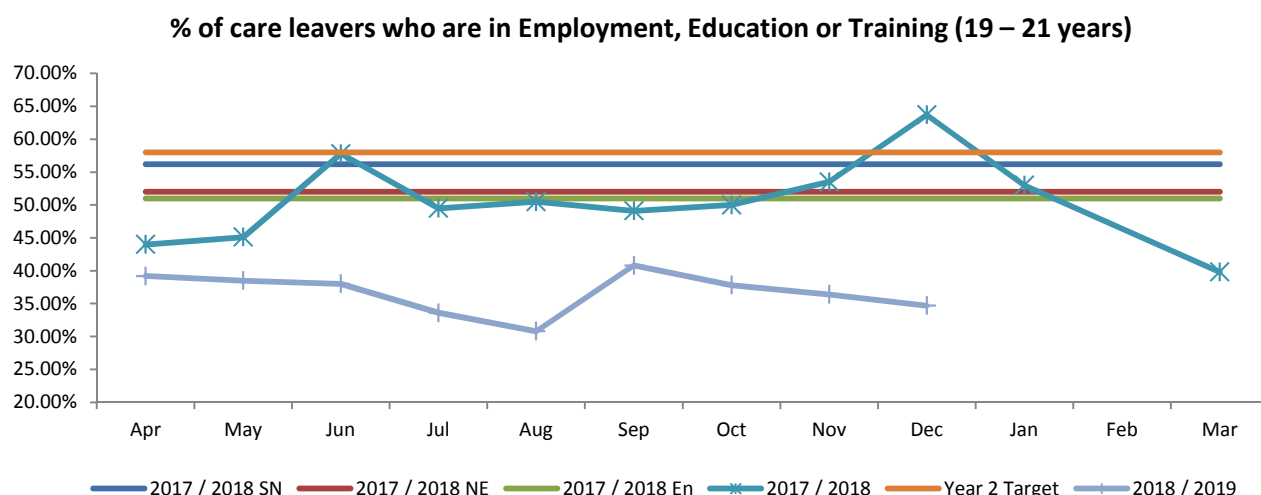
3.20 Key Performance Indicator 8 - % of Looked After Children with an up to date Personal Education Plan
Target 92%
Tolerance 88 – 91.9%



The percentage of children looked after with an up to date PEP has increased to 75.8% using the Liquid Logic reporting in December 2018.

Performance is below target and outside of tolerance range.

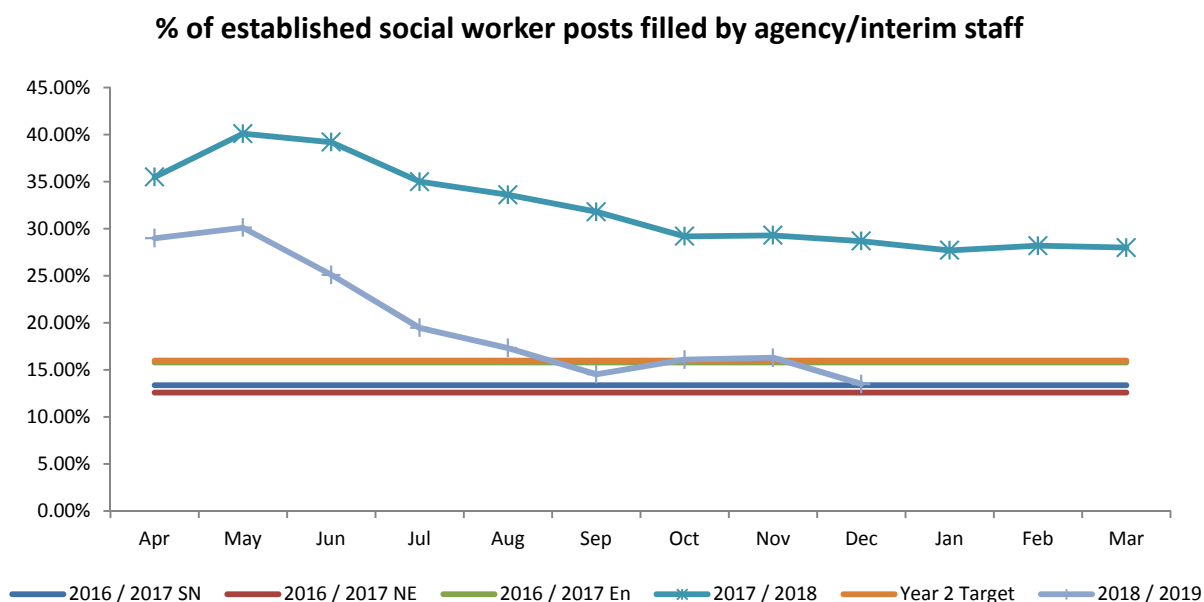
3.21 Supporting Measure - 8.1 % of care leavers (aged 19-21) who are in Employment, Education or Training
Target 58%
Tolerance 53 – 57.9%



The percentage of care leavers who are in employment, education or training (19-21 yrs) has decreased to 34.7% in December 2018.

Performance is below target and outside of tolerance.

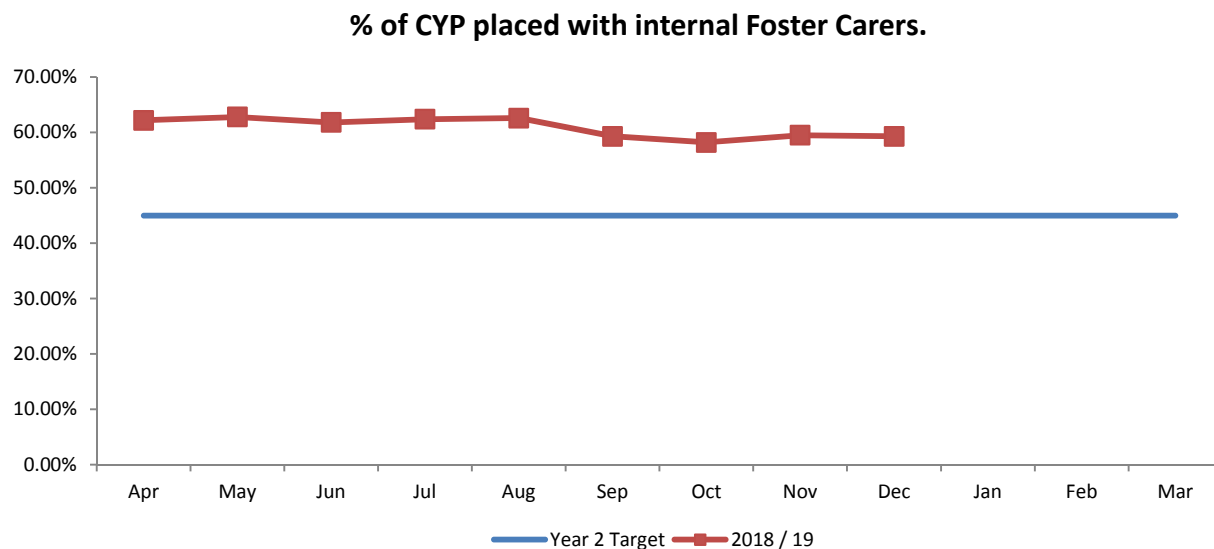
3.22 Key Performance Indicator 9 - % of established Social Work posts filled by agency/interim staff
Target 16%
Tolerance 16.1 - 20%



The percentage of established Social Worker posts filled by agency is 13.5% in December 2018.

This measure is achieving target.

3.23 Supporting Measure 9.1: % of children and young people placed with internal foster carers



The % of children placed with internal foster carers (including connected carers) has decreased slightly in December 2018 to 59.3%.

4. Recommendations

4.1 The Scrutiny Committee is asked to consider and comment on the performance to date.

5. Background Papers

Guide to Governance and Contractual Arrangements