

Tyne and Wear Fire and Rescue Service

Creating the Safest Community



2019/20 Performance Report

Quarter Three YTD

(1st April to 31st December 2019)

Contents.....	2
Introduction	3
Executive Summary	5
Deaths and Injuries	6
Fire Attendances.....	9
False Alarms	12
Additional Information	14
Gateshead	17
District Performance	17
Newcastle	21
District Performance	25
North Tyneside	25
District Performance	29
South Tyneside	29
District Performance	33
Sunderland	33
District Performance	35

Our vision is to create the safest community. To make this happen we operate a risk-based approach which prioritises how and where we focus our resources.

Our targets are ambitious; but even as a high performing service we want to continue to improve for our communities.

Our approach to our response prioritises those in greatest need. We aim to get to an incident as quickly as we can. We aim to get to people who need us as fast as we can. We closely monitor our speed of response times and review how we can remain amongst the fastest responders within our available resources.



Our targeted prevention work plays a major role in keeping people safe. Our Home Safety Checks (HSC) and other extensive preventative work with partners, helps reduce the number of fires in the home. This can be seen in our performance at incidents within dwellings. This proactive work is also undertaken in our fire safety activity, risk based inspection programme and operational health checks. This is where we engage with the business sector to keep people safe in their working environment.

However, Tyne and Wear includes areas which are disproportionately high in deprivation and unemployment. Local authorities and blue light services have seen reductions in their budgets and many community activities are no longer available.

This report outlines how we are working to keep our communities safe, but also how we are working collaboratively with partners, for example through agreed multi-agency actions from our anti-social behaviour conference, to address the wider social issues that result in deliberate fires.



The period 1st April 2019 to 31st December 2019 will be referred to as quarter three, Q3 for the remainder of the document. This report provides a comparison of the data from quarter one, two and three in 2019/20 to quarter one, two and three in 2018/19 and to previous years where relevant.

Operational Performance Indicators

2019/20 Q3

Service			
Indicator	Indicator Description	Incidents	Target
LI01	Number of deaths from accidental fires in dwellings*	4	0
LI02	Number of deaths from all fires*	4	0
LI03	Number of injuries from accidental fires in dwellings, excluding precautionary checks	20	32
LI05	Number of injuries from all fires	83	135
LI08	Number of accidental fires in dwellings	361	399
LI09	Number of accidental kitchen fires in dwellings	205	223
LI10	Number of accidental non kitchen fires in dwellings	156	180
LI16	Number of deliberate secondary fires	3339	3565
LI18	Number of deliberate refuse fires	2412	2606
LI21	Number of malicious false alarm calls attended	178	210
LI22	Number of false alarm calls due to automatic fire alarms from non domestic premises	1235	1326
LI23	Number of false alarm calls due to automatic fire detection from domestic premises	2103	1997
LI24	Total number of fire calls attended	5320	5540
LI29	Number of primary fires attended	1379	1393
LI32	Total number of incidents (recorded at time of call)	12842	12999
LI35	Number of fires in a non domestic property	157	155


Key

Target not achieved

Target within 10%

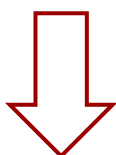
Target achieved

*Awaiting the outcome of Coroner's inquests, one fire death in Gateshead, two fire deaths in Newcastle and one fire death in North Tyneside.



Fatalities

There has been 4 fire fatalities (LI02) within the TWFRS Service area from an accidental dwelling fire (LI01). One fire death in Gateshead, one fire death in North Tyneside and two fire deaths in Newcastle.



Injuries

There has been a **39%** (53) decrease in the number of injuries from all fires (LI05). There has been a **44%** (16) decrease in injuries from accidental dwelling fires (LI03).



Injuries from dwelling fires

40% (8) of the victims who went to hospital were aged between 41 and 52 (LI03).



Injuries from dwelling fires

35% (7) Injuries from accidental dwelling fires occurred in the living room, the majority of which were smoking related. 30% (6) of the injuries occurred in the kitchen (LI03).

Deaths and Injuries

Below are our performance indicators relating to deaths and injuries for the Service.

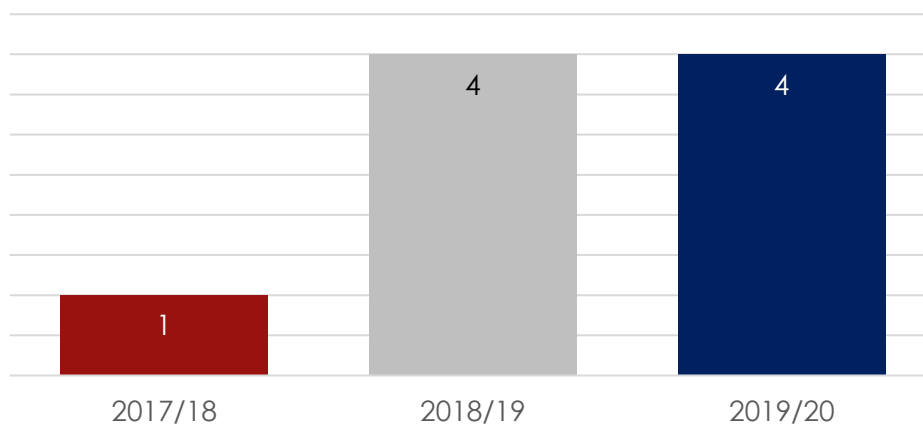
2019/20

Q3

Deaths from accidental dwelling fires

Q3
Target
0

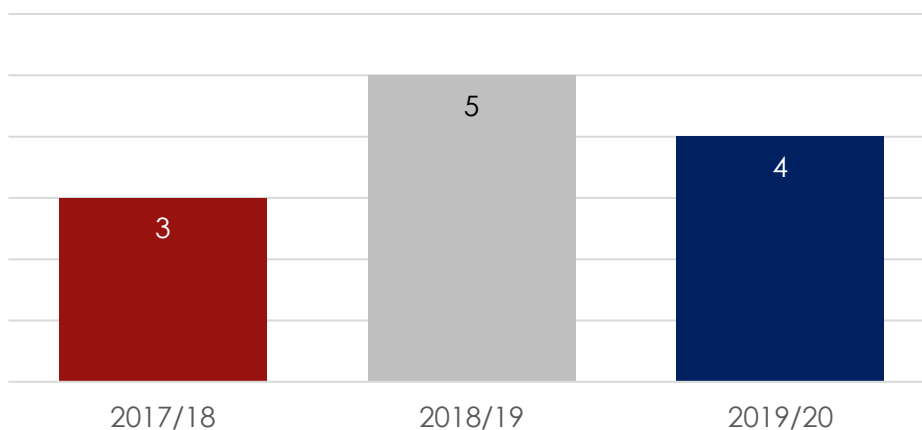
LI01 Incidents



Deaths from all fires

Q3
Target
0

LI02 Incidents



Deaths and Injuries

Below are our performance indicators relating to deaths and injuries for the Service.

2019/20

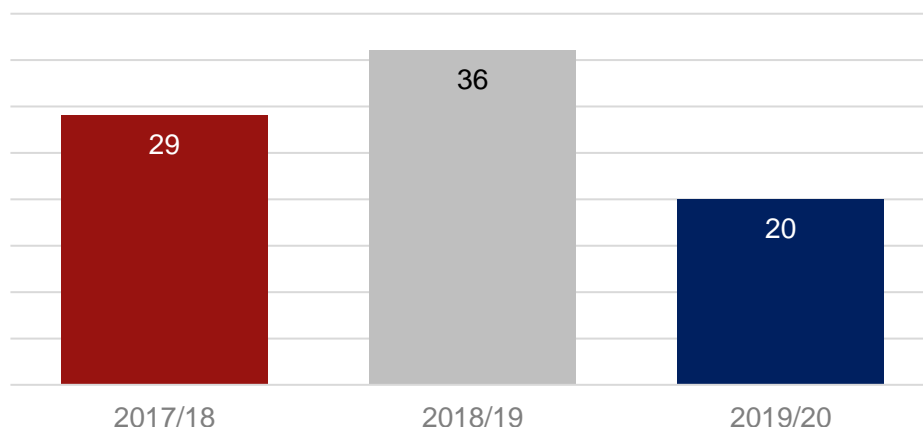
Q3

Injuries from accidental dwelling fires*

* Excluding first aid and precautionary checks

Q3
Target
32

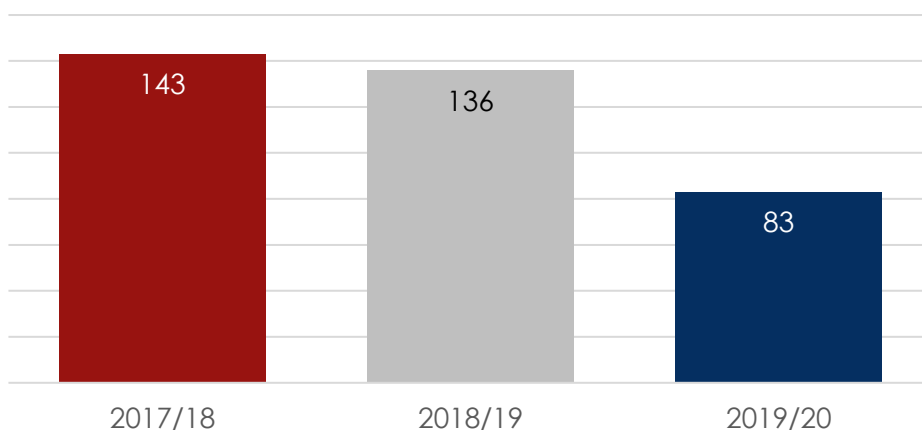
LI03 Incidents

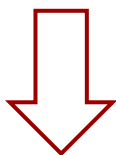


Injuries from all fires

Q3
Target
135

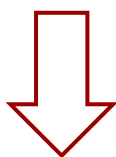
LI05 Incidents





Fire calls

8% (471) decrease in fire calls (LI24).



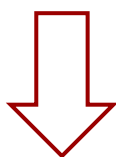
Primary fires

2% (34) reduction in number of primary fires (LI29).



Vehicle fires

43% (597) of primary fires had a property type 'road vehicle'. **1%** (6) increase in the number of vehicle fires.



Accidental Dwelling Fires

10% (38) reduction in accidental dwelling fires (LI08).



Firefighter action

59% (212) of accidental dwelling fires required no firefighter action or were extinguished by small means (LI08).



Deliberate Secondary Fires

9% (342) reduction in deliberate secondary fires (LI16).

Fire Attendances

Below are our performance indicators relating to fire attendances for the Service

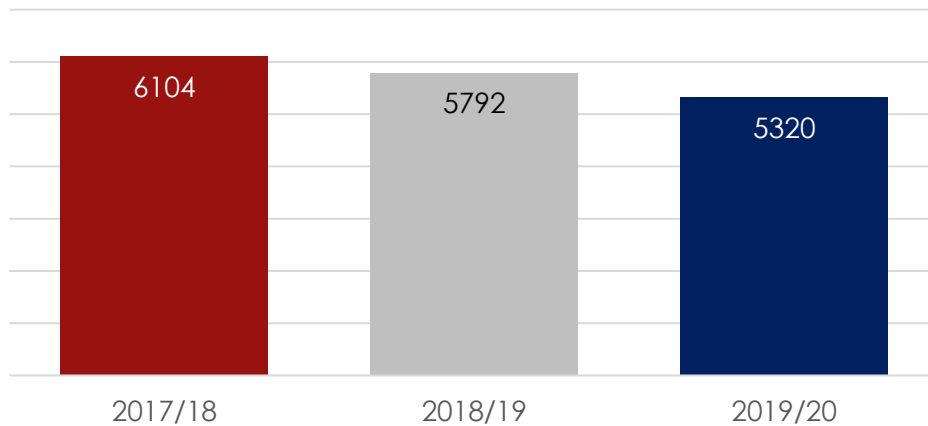
2019/20

Q3

All fire calls

Q3
Target
5540

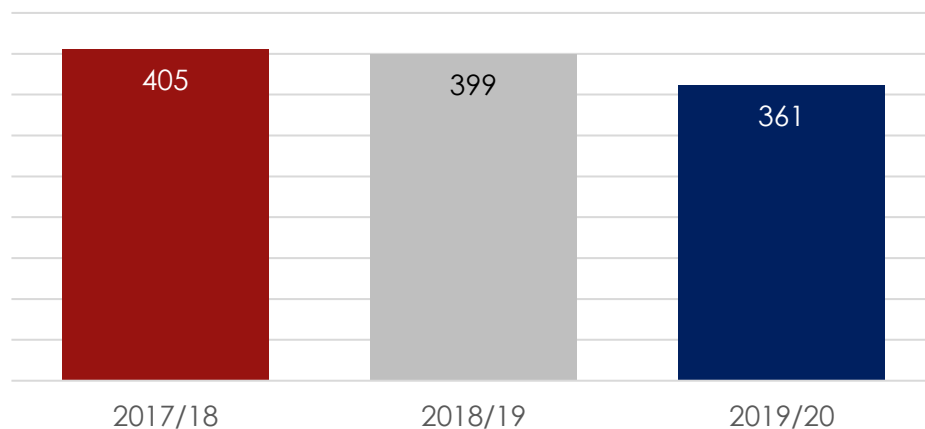
LI24 Incidents



Accidental dwelling fires

Q3
Target
399

LI08 Incidents



Fire Attendances

Below are our performance indicators relating to fire attendances for the Service

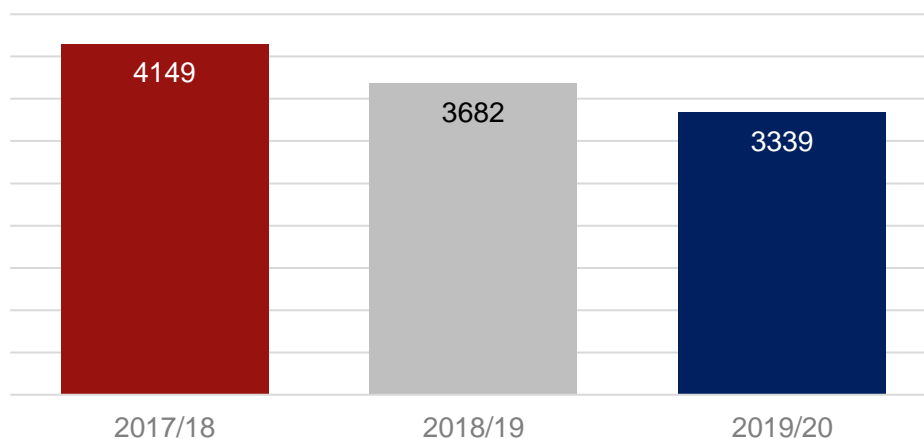
2019/20

Q3

Deliberate Secondary fires

Q3
Target
3565

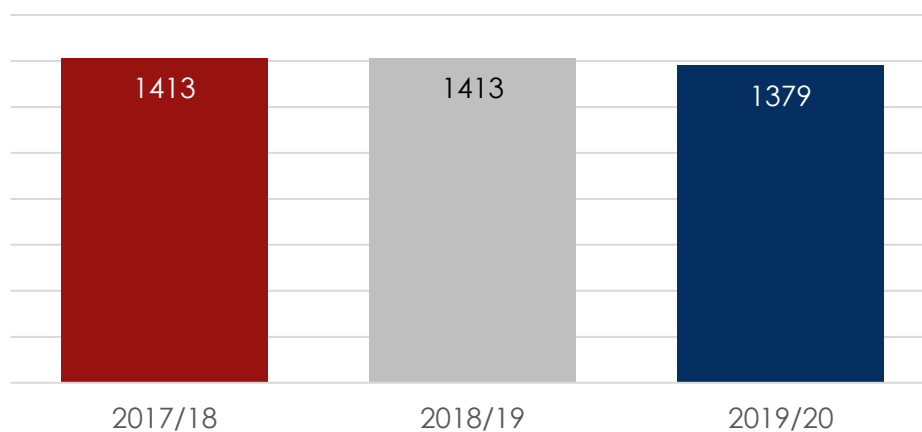
LI16 Incidents

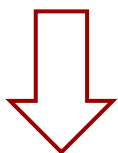


Primary fires

Q3
Target
1393

LI29 Incidents





AFAs from non domestic premises

10% (141) decrease in automatic false alarms from non-domestic premises (LI22).



Alarm faults

32% (399) automatic false alarms in non-domestic premises were due to faulty alarms (LI22).



Education premises

20% (251) automatic false alarms in non-domestic premises to an education premises (LI22).



AFAs from domestic premises

6% (113) increase in automatic false alarms from domestic premises (LI23).



Cooking and burnt toast

43% (898) automatic false alarms in domestic premises were due to cooking or burnt toast. (LI23).

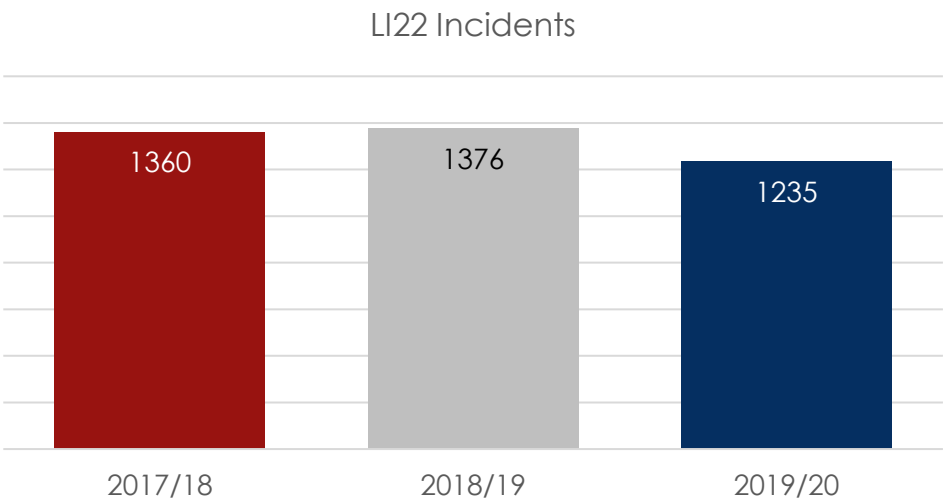
False Alarms

Below are our performance indicators relating to false alarms for the Service

2019/20
Q3

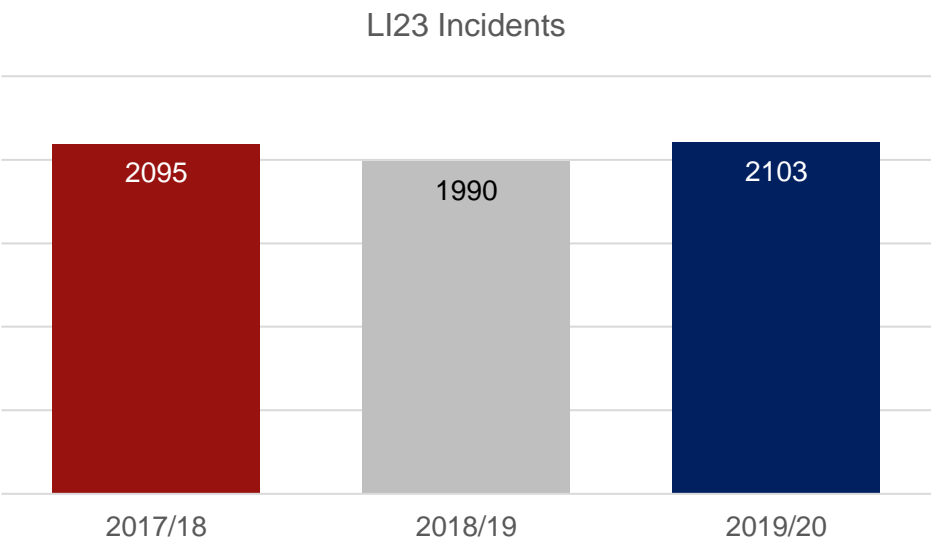
Automatic false alarms to non domestic premises


Q3
Target
1326



Automatic false alarms to domestic premises

Q3
Target
1997





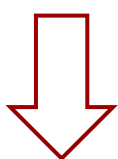
Total incidents attended

3% (417) decrease in total number of incidents attended (LI32).



Non domestic premises

1% (2) increase in fires in non domestic premises (LI35)



Incidents attended by a TRV

45% (1268) reduction in incidents attended by TRV's (LI36).



26,001 Home Safety Checks

33% (6519) increase in the number of Home Safety Checks carried out. (LI37).



5 minutes 49 seconds

Average attendance time **23** seconds quicker.
(Time = mobilised to in attendance)

Additional Information

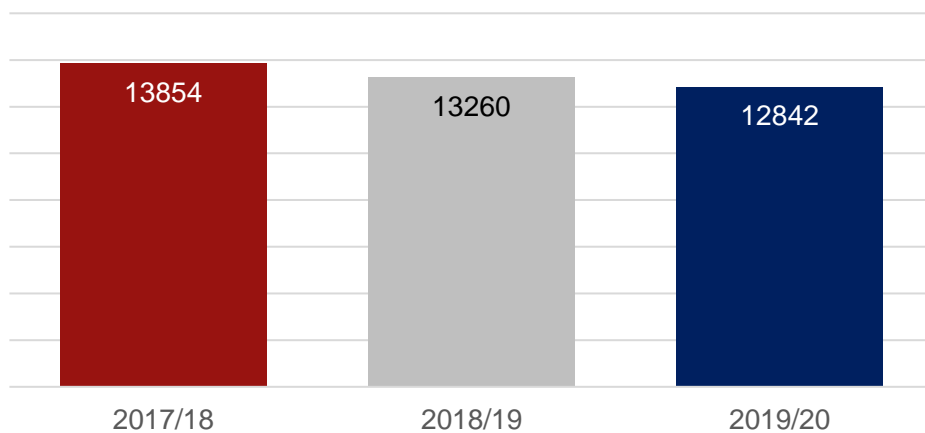
Below are some of our other performance indicators for the Service

2019/20
Q3

Total incidents attended

Q3
Target
12999

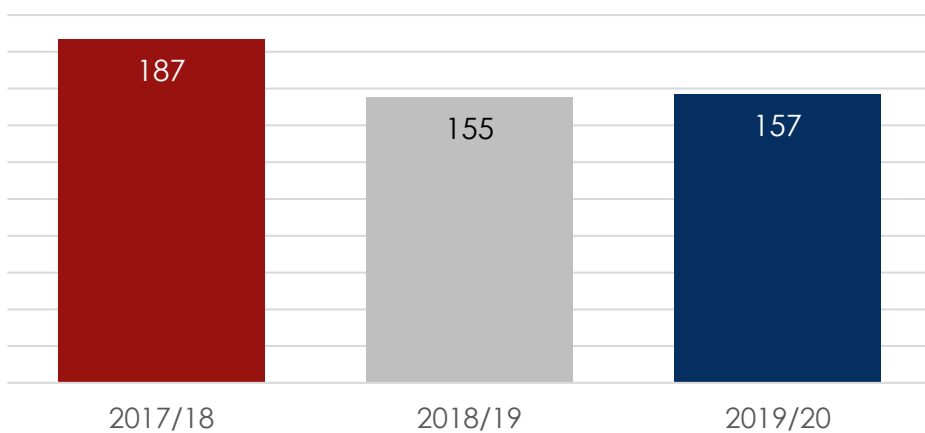
LI32 Incidents



Fires in a non domestic premises

Q3
Target
155

LI35 Incidents



Additional Information Cont.

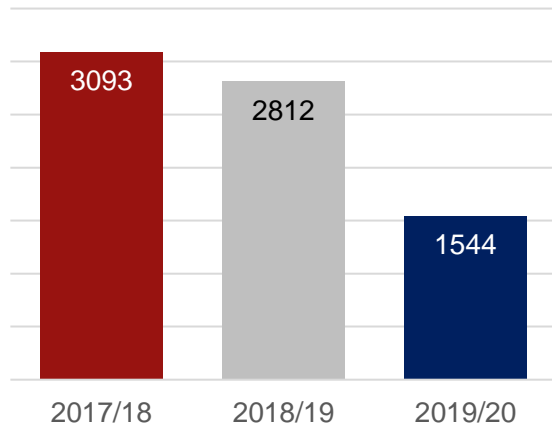
Below are some of our other performance indicators for the Service

2019/20

Q3

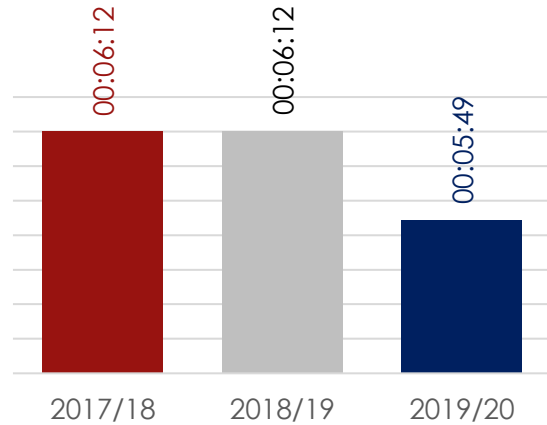
Incidents attended by a TRV

LI36 Incidents



Average attendance time

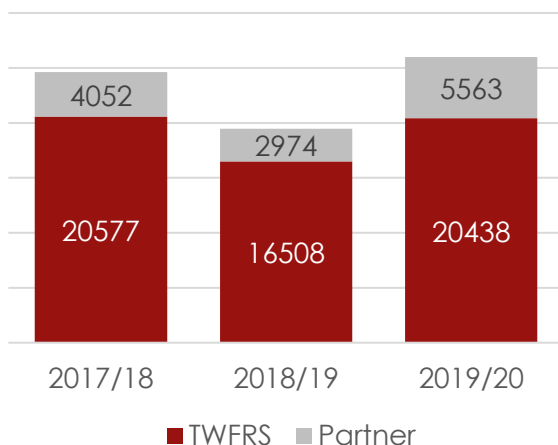
Average Attendance Times



Time = Mobilised to in attendance

HSC's carried out

LI37



Attendance time by risk level*

Year	Risk Level 1	Risk Level 2	Risk Level 3	Risk Level 4
2017/18	00:05:10	00:05:36	00:05:21	00:07:29
2018/19	00:05:16	00:05:45	00:05:24	00:07:27
2019/20	00:05:06	00:05:35	00:05:14	00:06:46

* 1st pump in attendance (CAT1/CAT2)



In Gateshead, we work with local partner agencies to educate people on how to prevent fire and where necessary, safely react to an emergency. The area varies from relatively affluent residential to medium industrial use. It also includes attractions such as the Baltic Arts Centre, the Sage and the Metro Centre. All Gateshead staff continue to drive down incidents of fire within the district. Our performance shows positive reductions in most indicators. This is due to proactive partnership working which is being carried out on a daily basis.

Overall quarter three shows positive reductions across most of our local indicators. This is extremely pleasing to note. Work continues within the service as we strive to reduce our indicators even further to support our communities. Operational managers currently attend weekly meetings with Gateshead Operations Group to discuss anti-social behaviour fires, issues and trends with our local partners; Police, Social Services and Local Housing managers. This work supports the community and links directly to the boroughs 'Thrive' agenda. Working in collaboration to make Gateshead a greater place to live work and visit.

Following a number of incidents we continue to work closely with The Gateshead Housing Company (TGHC) in relation to household refuse bins being stored close to certain properties. There are five specific locations in which we are seeking to resolve this issue. TWFRS records show that in-depth HSC's have been carried out post incident.

In relation to our High Rise premises, operational crews have worked alongside TGHC to assess Fire Safety measures within Gateshead's High Rise properties. Crews have also provided free Home Safety Checks and home fire safety advice to residents at these locations. This initiative will continue within our High Rise premises during 2020.

Sadly we have to report that following a house fire one of the residents has since passed away whilst in hospital. We have held an internal 'case conference' to discuss this incident in depth, this is standard procedure following a loss of life. Crews and prevention teams carried out a hot strike in the local area.

Following an assault on two serving firefighters during a casualty rescue in Bensham back in 2019, the assailant has since been awarded a seven year custodial sentence for his actions on the day in question. This will hopefully inform and deter relevant parties that assaults on emergency service workers will not be tolerated.

Over the bonfire period Gateshead Council supported the community with the removal of 33 tonnes of refuse across the borough. This has once again played a significant part with the reduction of deliberate secondary fires this quarter. Work has begun on a 'data led' anti-social fire campaign within the borough. We intend to target areas of high ASB (refuse fires) from March 2020 as historically this is one of our busiest times for ASB activities.

Gateshead			
Indicator	Indicator Description	Incidents	Target
LI01	Number of deaths from accidental fires in dwellings	1	0
LI02	Number of deaths from all fires	1	0
LI03	Number of injuries from accidental fires in dwellings, excluding precautionary checks	6	7
LI05	Number of injuries from all fires	10	28
LI08	Number of accidental fires in dwellings	61	62
LI09	Number of accidental kitchen fires in dwellings	30	36
LI10	Number of accidental non kitchen fires in dwellings	31	31
LI16	Number of deliberate secondary fires	468	681
LI18	Number of deliberate refuse fires	299	456
LI21	Number of malicious false alarm calls attended	18	19
LI22	Number of false alarm calls due to automatic fire alarms from non domestic premises	216	224
LI23	Number of false alarm calls due to automatic fire detection from domestic premises	305	298
LI24	Total number of fire calls attended	797	1034
LI29	Number of primary fires attended	229	242
LI32	Total number of incidents (recorded at time of call)	2106	2275
LI35	Number of fires in a non domestic property	33	23

Key

Target not achieved


Target within 10%

Target achieved



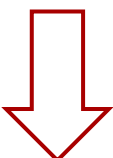
Fatalities

There has been one fire fatality (LI02) within the Gateshead area. This was as a result of an accidental dwelling fire (LI01).



Injuries

There has been a **64%** (18) reduction in the number of injuries from all fires (LI05). **20%** (1) increase in injuries from accidental dwelling fires (LI03).



Accidental Dwelling Fires

There were 61 accidental dwelling fires, a **2%** (1) reduction on 2018/19 (LI08).



Deliberate Secondary Fires

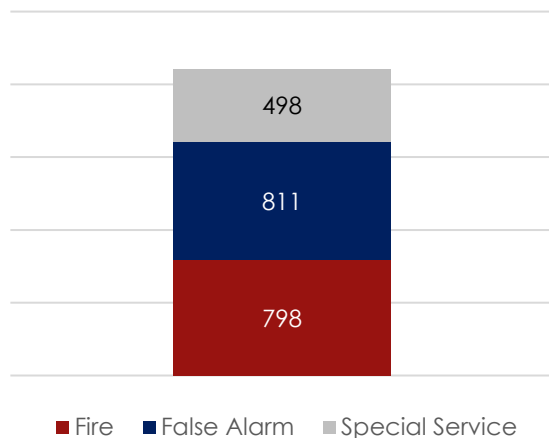
There were 468 deliberate secondary fires, a **33%** (232) reduction on 2018/19 (LI16).




False Alarms

AFA's from non domestic premises have decreased by **7%** (16) from the previous year (LI22).

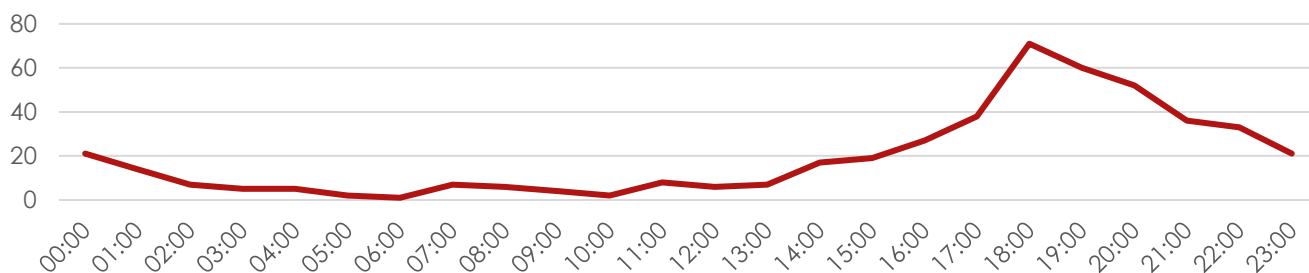
Incident Type



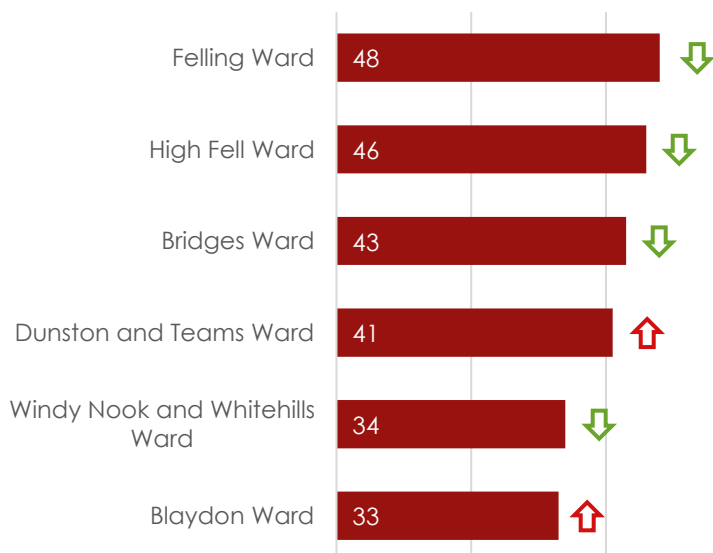
Accidental Dwelling Fire
Room of Origin



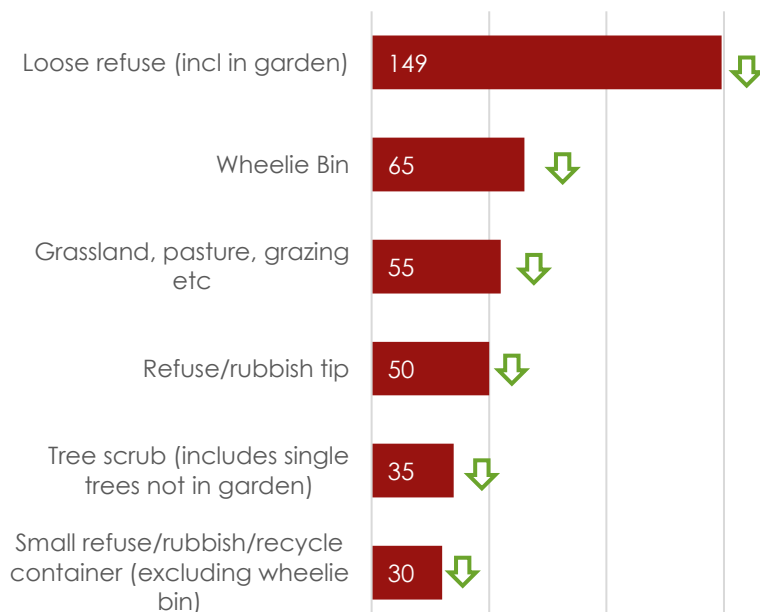
Deliberate Secondary Fires Time of Day



Deliberate Secondary Fires
Wards



Deliberate Secondary Fires
Property Types





Newcastle is the most diverse district in the area we cover. It includes large amounts of residential property, ranging from isolated pockets of deprivation to substantial commercial and industrial premises.

In November 2016 the Local Government Boundary Commission for England concluded their electoral review of Newcastle. The number of councillors and wards remained the same however the shape and size of wards changed because of housing developments and changes to the city's population. The new Newcastle boundaries were established in May 2018 and the new wards feature in this report.

In relation to our High Rise premises, operational crews have worked alongside YHN to assess Fire Safety measures within Newcastle High Rise properties. Crews have also provided free Home Safety Checks and home fire safety advice to residents at these locations. This initiative will continue within our High Rise premises during 2020.

Sadly, in Q3 and during the month of December there have been two deaths to report from fires in the kitchen. These incidents both involved female casualties. Internal Case Studies have commenced following both tragic events as we seek to learn from these incidents and if deemed appropriate refine our response, prevention activities and Home Safety Check (HSC) Targeting Strategy. Operational Crews and our Prevention and Education Teams supported by Community Advocates have carried out early engagement activities whilst considering cultural sensitivities with the communities involved. This work will continue into Q4.

Accidental dwelling fires and both kitchen related and non-kitchen fires have recorded reductions from the previous reporting year and are at the lowest levels since 2010. Our HSC delivery has been subject to increased quality assurance during Q3 and training days have been introduced for both Prevention and Education Teams and Operational Crews as we seek continual improvement in this area.

All ward areas in Newcastle have recorded reductions in deliberate secondary fires and deliberate refuse fires from last year. Fires in large refuse containers and wheelie bins have increased and engagement activities with the local authority are planned in Q4 and in the lead in to 'lighter nights' to target harder areas of higher activity. An initiative in November 2019 in the outer west leading up to the bonfire period has shown reductions in these wards. Partnership working on the 4th and 5th of November also successfully supported a reduction in deliberate secondary fires in Newcastle East and Newcastle West on these days.

Newcastle			
Indicator	Indicator Description	Incidents	Target
LI01	Number of deaths from accidental fires in dwellings	2	0
LI02	Number of deaths from all fires	2	0
LI03	Number of injuries from accidental fires in dwellings, excluding precautionary checks	6	9
LI05	Number of injuries from all fires	21	31
LI08	Number of accidental fires in dwellings	107	113
LI09	Number of accidental kitchen fires in dwellings	64	67
LI10	Number of accidental non kitchen fires in dwellings	43	49
LI16	Number of deliberate secondary fires	955	1089
LI18	Number of deliberate refuse fires	755	876
LI21	Number of malicious false alarm calls attended	69	87
LI22	Number of false alarm calls due to automatic fire alarms from non domestic premises	495	539
LI23	Number of false alarm calls due to automatic fire detection from domestic premises	968	954
LI24	Total number of fire calls attended	1486	1667
LI29	Number of primary fires attended	342	395
LI32	Total number of incidents (recorded at time of call)	4163	4573
LI35	Number of fires in a non domestic property	34	52

Key

Target not achieved


Target within 10%

Target achieved



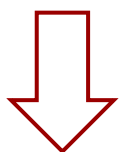
Fatalities

There have been two fire fatalities (LI02) within the Newcastle area. These were as a result of accidental dwelling fires (LI01).



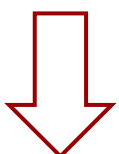
Injuries

There has been a **32%** (10) reduction in the number of injuries from all fires (LI05). There has been a **25%** (2) reduction in injuries from accidental dwelling fires (LI03).



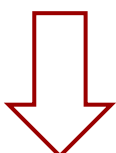
Accidental Dwelling Fires

There were 107 accidental dwelling fires, a **5%** (6) reduction on 2018/19 (LI8).



Deliberate Secondary Fires

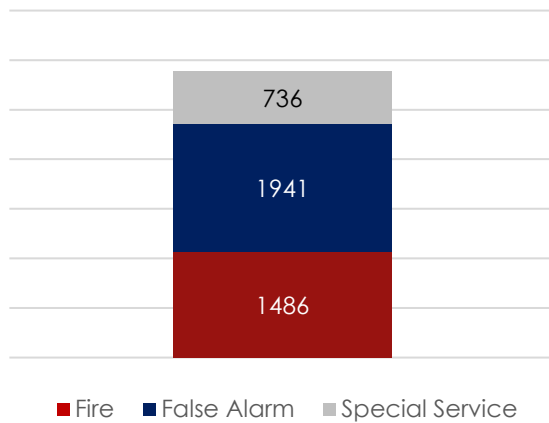
There were 955 deliberate secondary fires, an **18%** (211) decrease on 2018/19 (LI16).



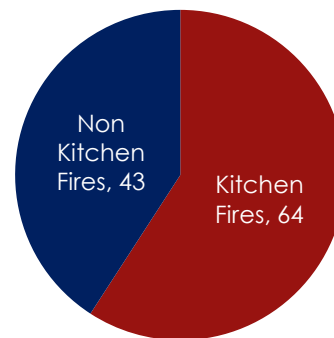
False Alarms

AFA's from non domestic premises have decreased by **11%** (64) from the previous year (LI22).

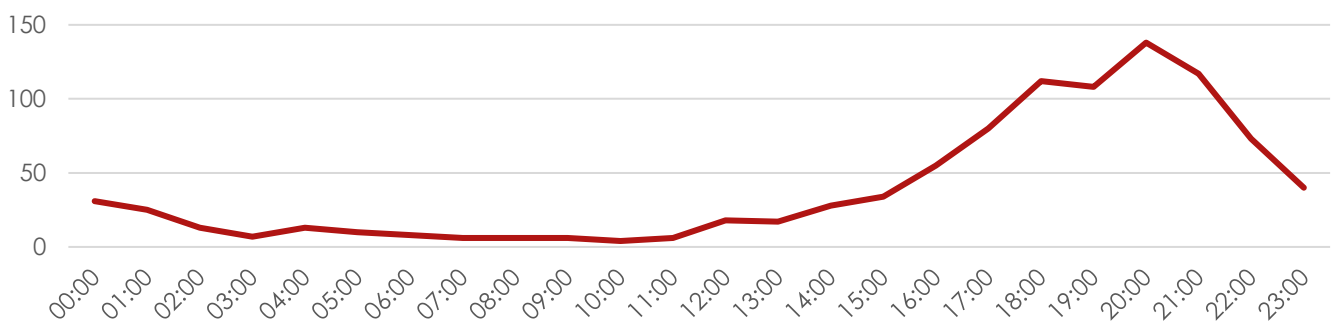
Incident Type



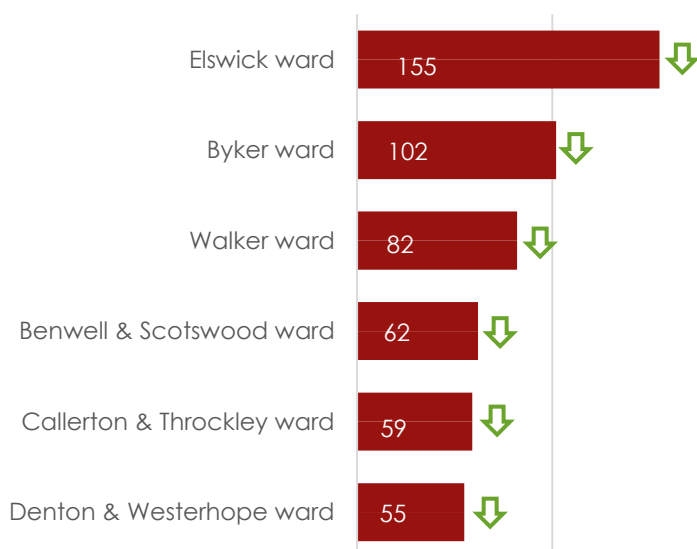
Accidental Dwelling Fire
Room of Origin



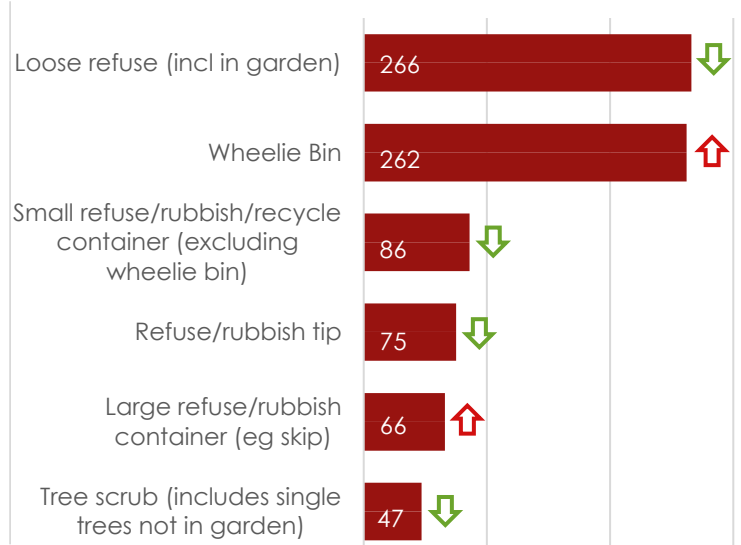
Deliberate Secondary Fires Time of Day



Deliberate Secondary Fires
Wards



Deliberate Secondary Fires
Property Types





Reducing risk to our community isn't just one organisation's responsibility. In North Tyneside, we work closely with a number of partner agencies including the North Tyneside Strategic Partnership to keep everyone safe.

In relation to our High Rise premises, operational crews have worked alongside North Tyneside Homes to assess Fire Safety measures within North Tyneside High Rise properties. Crews have also provided free Home Safety Checks and home fire safety advice to residents at these locations. This initiative will continue within our High Rise premises during 2020.

Sadly, we report that one person has lost their life in an accidental dwelling fire in Q1. We have worked closely with partners to investigate the cause of this tragic incident and an internal case study has been carried out to identify any potential areas for improvement in how we target our resources to deliver prevention activities.

Accidental dwelling fires and injuries from accidental dwelling fires are showing a reduction from the same period in 2018/19. There has been an increase of 2 incidents of accidental kitchen fires with the reductions in accidental dwelling fires recorded against non-kitchen fires.

In Q3 our Home Safety Check targeting strategy has been supported by 'Operation Volcano' delivered by Prevention and Education Teams and Operational Crews with the aim to raise awareness of kitchen related home fire safety, increasing smoke alarm ownership and reinforcing the need to regularly test smoke alarms. This initiative took place in the Wallsend Ward over 5 days and was informed by year to date data for Q1 and Q2. Over 700 properties were visited during the initiative and the outcome will be evaluated in Q4.

Deliberate secondary fires and deliberate refuse fires have increased this year compared to 2018/19. We have continued as a team to support the North Tyneside Council (NTC) approved Chirton/Riverside initiative and we are working with partners on delivery of the Wallsend/Howdon initiative that has also been instructed by NTC.

It is pleasing to report that deliberate secondary fires have reduced in the Chirton and Riverside Wards. Working with our partners in Northumbria Police it has been identified that anti-social behaviour in Wallsend and Howdon has increased considerably and this is also reflected in deliberate secondary fires in these wards. Partnership activity is planned in Q4 to target harden areas within these wards.

North Tyneside			
Indicator	Indicator Description	Incidents	Target
LI01	Number of deaths from accidental fires in dwellings	1	0
LI02	Number of deaths from all fires	1	0
LI03	Number of injuries from accidental fires in dwellings, excluding precautionary checks	4	4
LI05	Number of injuries from all fires	14	27
LI08	Number of accidental fires in dwellings	68	74
LI09	Number of accidental kitchen fires in dwellings	40	38
LI10	Number of accidental non kitchen fires in dwellings	28	32
LI16	Number of deliberate secondary fires	351	319
LI18	Number of deliberate refuse fires	245	215
LI21	Number of malicious false alarm calls attended	22	26
LI22	Number of false alarm calls due to automatic fire alarms from non domestic premises	118	133
LI23	Number of false alarm calls due to automatic fire detection from domestic premises	206	220
LI24	Total number of fire calls attended	639	602
LI29	Number of primary fires attended	206	204
LI32	Total number of incidents (recorded at time of call)	1532	1468
LI35	Number of fires in a non domestic property	16	24

Key

Target not achieved


Target within 10%

Target achieved



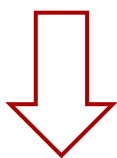
Fatalities

There has been one fire fatality (LI02) within the North Tyneside area. This was as a result of an accidental dwelling fire (LI01).



Injuries

There has been a **48%** (13) reduction in the number of injuries from all fires (LI05). There has been a **43%** (3) reduction the number of injuries from accidental dwelling fires (LI03).




Accidental Dwelling Fires

There were 68 accidental dwelling fires, an **8%** (2) reduction on 2018/19 (LI08).



Deliberate Secondary Fires

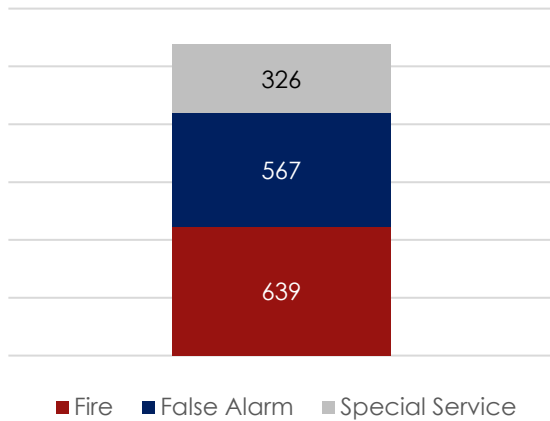
There were 351 deliberate secondary fires, a **2%** (8) increase on 2018/19 (LI16).



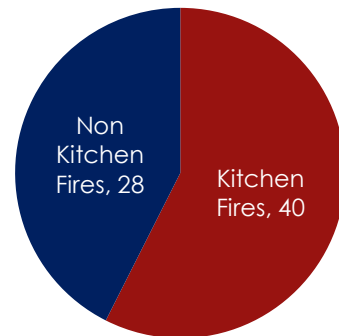
False Alarms

AFAs from non domestic premises have decreased by **14%** (20) from the previous year (LI22).

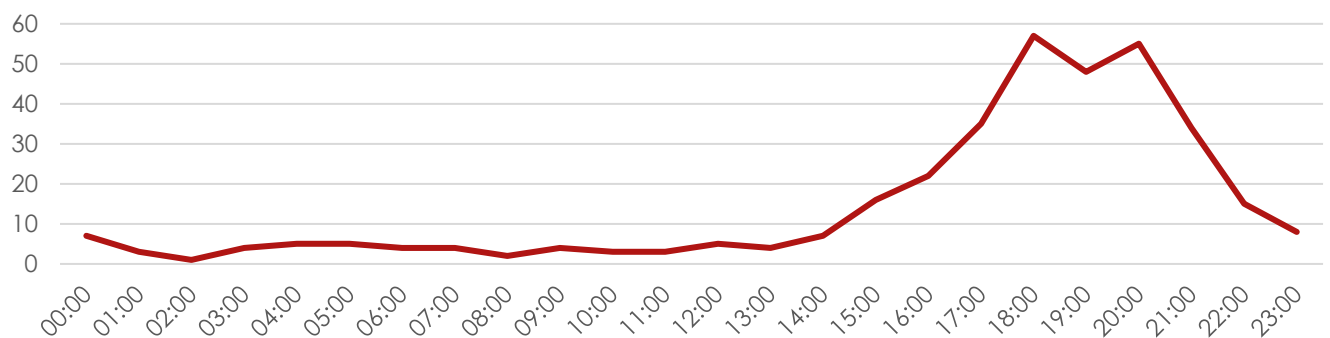
Incident Type



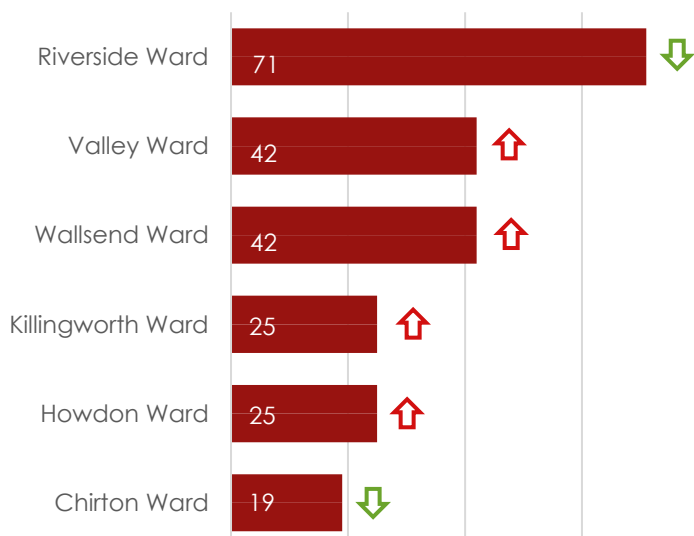
Accidental Dwelling Fire
Room of Origin



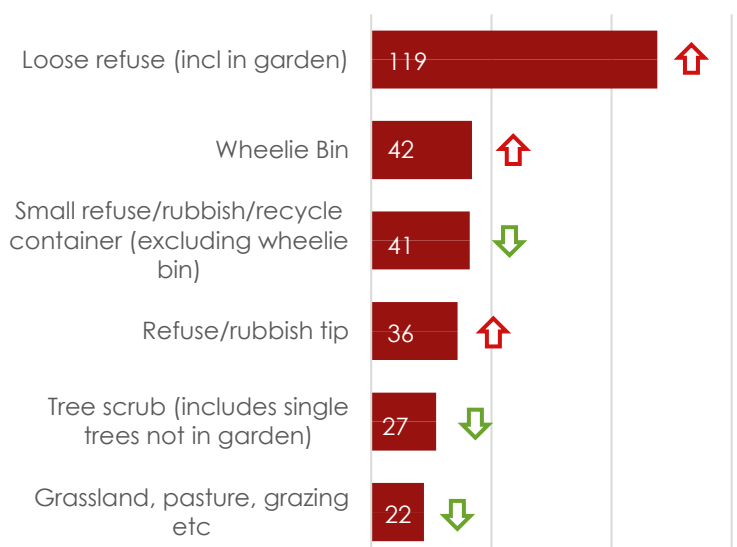
Deliberate Secondary Fires Time of Day




Deliberate Secondary Fires
Wards



Deliberate Secondary Fires
Property Types





We work very closely with our partners – including the NHS, the borough council, Police and many others – to improve safety in South Tyneside.

In relation to our High Rise premises, operational crews have worked alongside South Tyneside Homes to assess Fire Safety measures within South Tyneside High Rise properties. Crews have also provided free Home Safety Checks and home fire safety advice to residents at these locations. This initiative will continue within our High Rise premises during 2020.

South Tyneside district has seen zero fire deaths and a pleasing reduction in a number of important indicators such as injuries, accidental dwelling fires, false alarms and deliberate secondary fires.

Crews continue to target areas where there has been Accidental dwelling fires with specific advice around the dangers of leaving food unattended. South Tyneside Homes (STH) gas fitters attended training exercise at South Shields fire Station where they were shown how to identify potential fire issues and address this through referral process with fire service.

A multi-agency meeting was held with all the head teachers (Safer Schools) of South Tyneside high schools during which anti-social behaviour and deliberate fire setting was discussed. An agreement was made to engage as and when with specific schools if incidents increase around school perimeters, following this a joint presentation was given to pupils from Boldon Colliery school by fire service and police.

A Station manager attended Marsden Road Hub to discuss deliberate Fire setting and Anti-social behaviour with youths attending the hub following incidents at the location

To reduce the number of alarm calls from Sheltered accommodation, STH, Prevention and Education (P&E) and Service delivery targeted an accommodation in Monkton ward where occupiers attended a presentation and Home Safety Checks were carried out this has seen a reduction over the quarter to zero incidents at this location.

Following success at reducing incident numbers at sheltered accommodation premises a quarterly meeting is planned with STH to review alarm actuations and carry out similar interventions.

Further initiatives will be discussed with P&E around Accidental Dwelling Fire reduction similar to initiatives carried out in North Tyneside.

South Tyneside			
Indicator	Indicator Description	Incidents	Target
LI01	Number of deaths from accidental fires in dwellings	0	0
LI02	Number of deaths from all fires	0	0
LI03	Number of injuries from accidental fires in dwellings, excluding precautionary checks	1	3
LI05	Number of injuries from all fires	10	19
LI08	Number of accidental fires in dwellings	41	48
LI09	Number of accidental kitchen fires in dwellings	24	27
LI10	Number of accidental non kitchen fires in dwellings	17	23
LI16	Number of deliberate secondary fires	315	338
LI18	Number of deliberate refuse fires	169	211
LI21	Number of malicious false alarm calls attended	20	27
LI22	Number of false alarm calls due to automatic fire alarms from non domestic premises	120	128
LI23	Number of false alarm calls due to automatic fire detection from domestic premises	178	165
LI24	Total number of fire calls attended	548	574
LI29	Number of primary fires attended	170	158
LI32	Total number of incidents (recorded at time of call)	1359	1345
LI35	Number of fires in a non domestic property	24	15

Key

Target not achieved

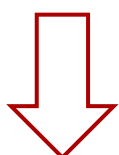
Target within 10%

Target achieved



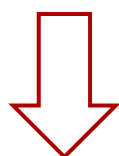
Zero Fatalities

There has been no fire fatalities (LI02) within the South Tyneside area.



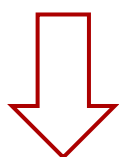
Injuries

There has been a **50%** (10) reduction in the number of injuries from all fires (LI05). There has been a **86%** (6) reduction in the number of injuries from accidental dwelling fires (LI03).



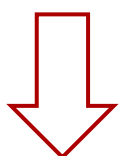
Accidental Dwelling Fires

There were 41 accidental dwelling fires, a reduction of **15%** (7) on 2018/19 (LI08).



Deliberate Secondary Fires

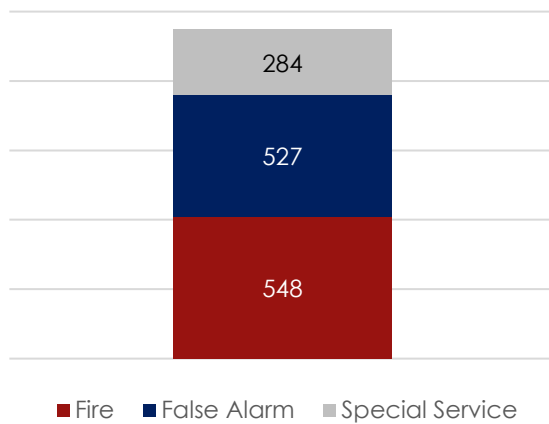
There were 315 deliberate secondary fires, an **11%** (40) reduction on 2018/19 (LI16).



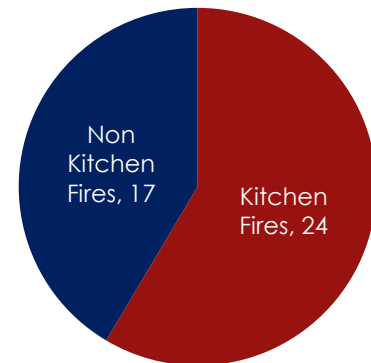
False Alarms

AFAs from non domestic premises have decreased by **10%** (13) from the previous year (LI22).

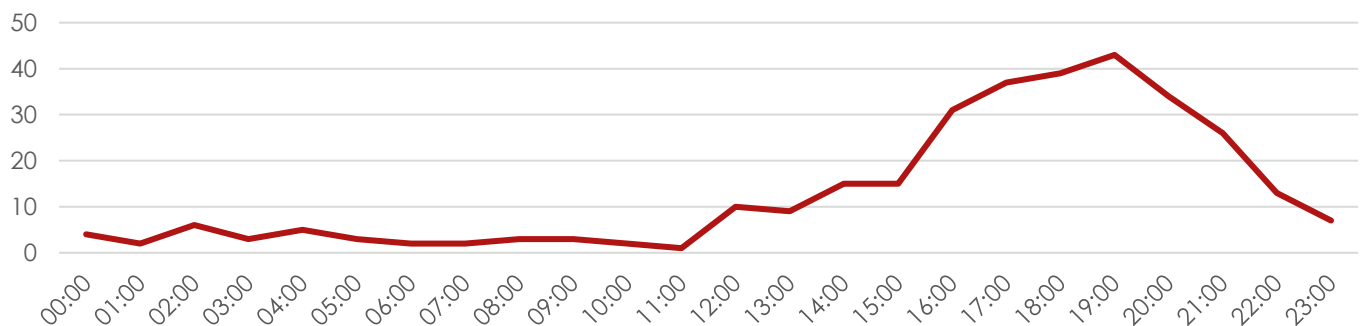
Incident Type



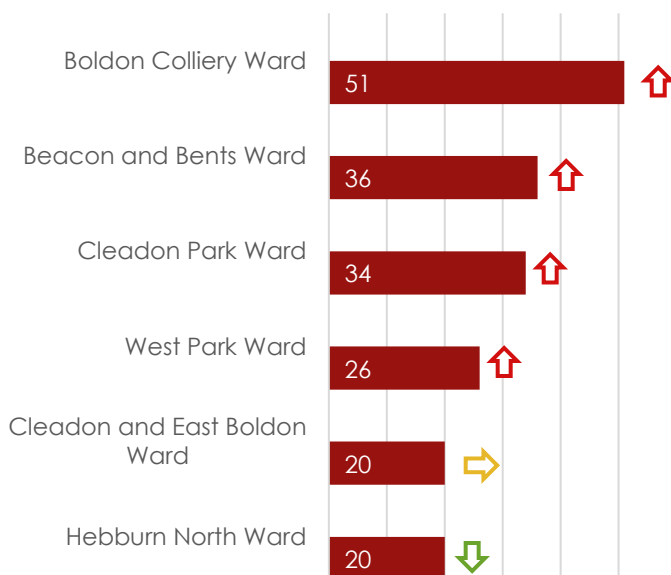
Accidental Dwelling Fire
Room of Origin



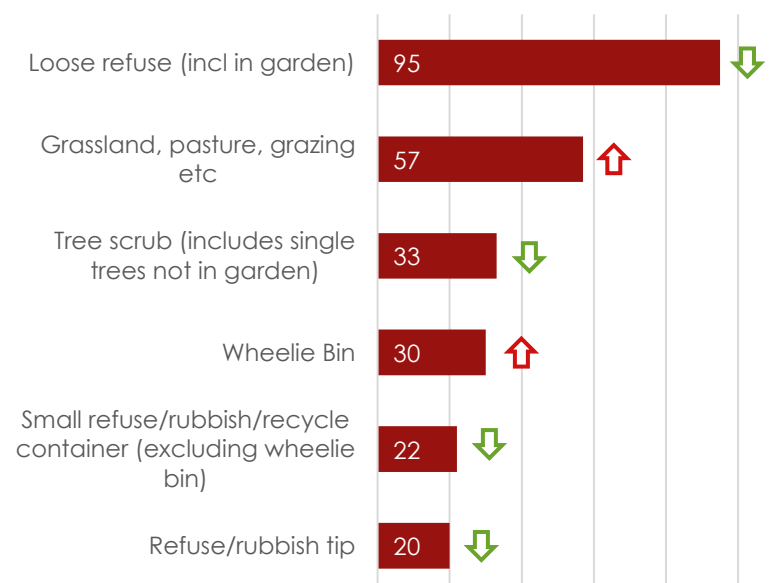
Deliberate Secondary Fires Time of Day



Deliberate Secondary Fires
Wards



Deliberate Secondary Fires
Property Types





To identify those who are most at risk from fire, we work closely with Sunderland City Council, the NHS, social services and other agencies to offer practical support to our residents.

Operational crews and Prevention and Education staff are working hard across the district to provide Fire Safety Advice to the most vulnerable and those affected by fire and to date this has proven successful with an 18% reduction in number of accidental dwelling fires across Sunderland and a 67% decrease in the number of injuries from dwelling fires.

In relation to our High Rise premises, operational crews have worked alongside Gentoo to assess Fire Safety measures within Sunderland High Rise properties. Crews have also provided free Home Safety Checks and home fire safety advice to residents at these locations. This initiative will continue within our High Rise premises during 2020.

The number of Primary fires year to date was 432, 172 of these involved deliberate vehicle fires, an 8% increase on previous year 159 – 172. The service works with partners to identify any trends through problem solving groups and local meetings and through this type of work an individual has been identified and is currently under investigation for incidents within the Grangetown area.

The number of calls attended year to date has increased by 9% with secondary fires increasing by 12% although the Service has held initiatives with partners across the district in ward areas such as Hendon, Southwick and Hetton the initiatives have immediate success with a reduction across deliberate fires and Anti Social Behaviour, once these initiatives are complete normally 3 months, and the collaborative effort ceases the issues reappear, to counter this partners are in the process of organising a long term strategy for Southwick and initial scoping meetings have been held.

Following an increase of deliberate secondary fires around an unused sports pavilion in Hetton the Station Manager worked with local councillors to have the pavilion demolished, following the completion of this the number of incidents in this area has reduced.

Crews around the district worked with internal and external partners around Bonfire campaign and attended local schools to address assemblies, this was successful in Southwick ward which only had 5 small fires over the bonfire period.

An initiative was undertaken in Hetton during October and November where Fire Service, Police DVLA, Gentoo, HM Customs and Excise, Gentoo and council targeted known areas of fly-tipping and action taken included uplifts , prosecutions for fly-tipping illegal road vehicles and use of red diesel.

Following the success of the Southwick initiative partners met to discuss future long term strategies for the area to ensure the good work continues and to involve the community in improving the area.

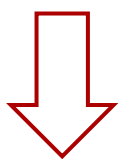
Sunderland			
Indicator	Indicator Description	Incidents	Target
LI01	Number of deaths from accidental fires in dwellings	0	0
LI02	Number of deaths from all fires	0	0
LI03	Number of injuries from accidental fires in dwellings, excluding precautionary checks	3	9
LI05	Number of injuries from all fires	28	30
LI08	Number of accidental fires in dwellings	84	102
LI09	Number of accidental kitchen fires in dwellings	47	55
LI10	Number of accidental non kitchen fires in dwellings	37	45
LI16	Number of deliberate secondary fires	1250	1138
LI18	Number of deliberate refuse fires	944	847
LI21	Number of malicious false alarm calls attended	49	50
LI22	Number of false alarm calls due to automatic fire alarms from non domestic premises	286	302
LI23	Number of false alarm calls due to automatic fire detection from domestic premises	446	360
LI24	Total number of fire calls attended	1850	1663
LI29	Number of primary fires attended	432	395
LI32	Total number of incidents (recorded at time of call)	3683	3338
LI35	Number of fires in a non domestic property	50	41

Key

Target not achieved

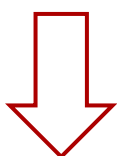
Target within 10%

Target achieved



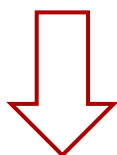
Fatalities

There were no fire fatalities (LI02) within the Sunderland area.



Injuries

A reduction of **7%** (2) in the number of injuries from all fires (LI05). There has been a **67%** (6) reduction in the number of injuries from accidental dwelling fires (LI03).



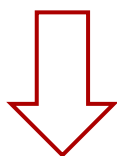
Accidental Dwelling Fires

There were 84 accidental dwelling fires, a reduction of **18%** (18) on 2018/19 (LI08).



Deliberate Secondary Fires

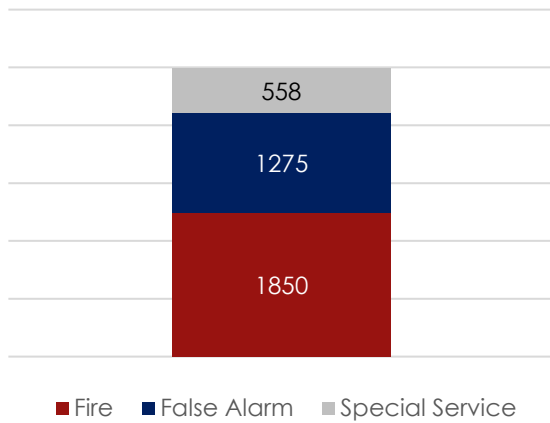
There were 1250 deliberate secondary fires, a **12%** (132) increase on 2018/19 (LI16).



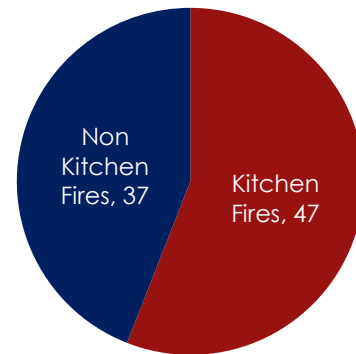
False Alarms

AFA's from non domestic premises have decreased by **9%** (28) from the previous year (LI22).

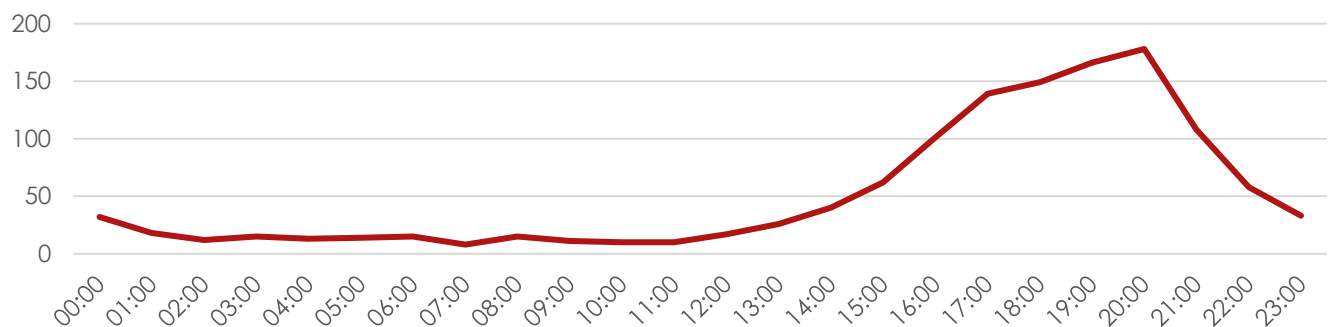
Incident Type



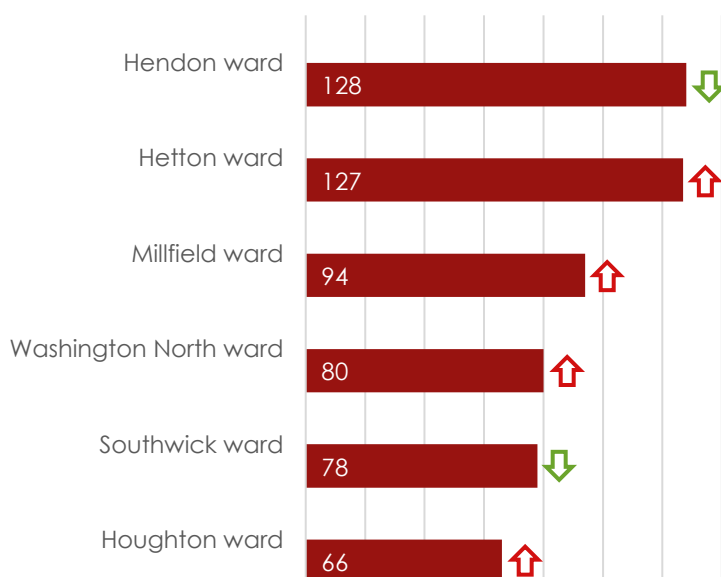
Accidental Dwelling Fire
Room of Origin



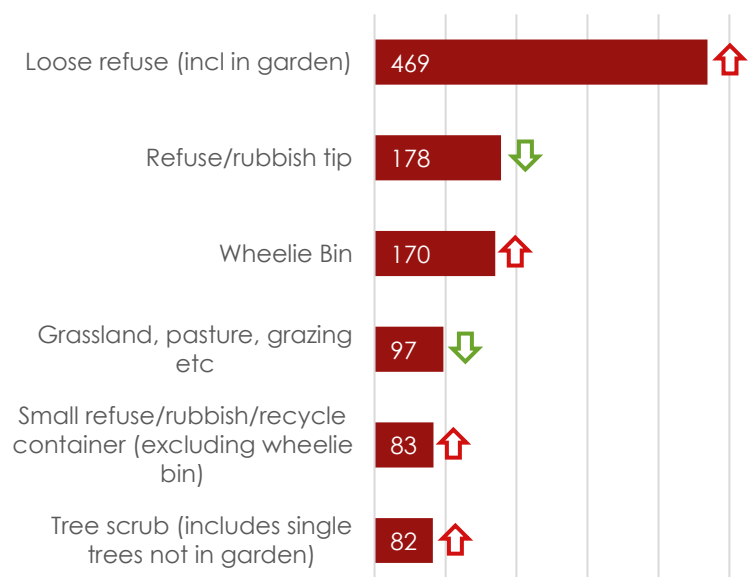
Deliberate Secondary Fires Time of Day



Deliberate Secondary Fires
Top Wards



Deliberate Secondary Fires Top
Property Types





Tyne and Wear Fire and Rescue Service

Creating the Safest Community

Data and Information Audit	
Data compiled by:	KR
Checked by:	PA
Data valid at:	07/01/2020
Approved for Publication	
Approved by:	JR
Date Approved by:	27/01/2020

Further information regarding our services can be found on our website:

