

CHILDREN, EDUCATION AND SKILLS SCRUTINY COMMITTEE

3 March 2022

REPORT OF DIRECTOR OF CHILDREN'S SERVICES TOGETHER FOR CHILDREN PERFORMANCE UPDATE

1. Purpose of the Report

- 1.1 To provide performance information in relation to Together for Children and the commissioning arrangements in the Council, offer assurance over progress and any issues that arise, in the context of the scope of service and performance indicators set out in the service contract.

2. Background

- 2.1 The contractual and performance of Together for Children is monitored regularly through the Operational Commissioning Group and the Chief Officers Group.

3. Current Position

- 3.1 Information contained within this report will include the agreed Key Performance Indicators for Together for Children. The tolerance levels for each of the measures will be included within the report.

4. Recommendations

- 4.1 The Scrutiny Committee is asked to consider and comment on the performance to date.

5. Background Papers

Guide to Governance and Contractual Arrangements

TOGETHER FOR CHILDREN	
DATE:	23 February 2022
REPORT of	Sue Carty, Director of Corporate Services
SUBJECT:	Together for Children Performance Report
PURPOSE:	To provide TfC Board with an overview of performance against the contractual indicators with Sunderland Council and the Sunderland City Plan measures. Comments and analysis are based upon January 2022 performance information.

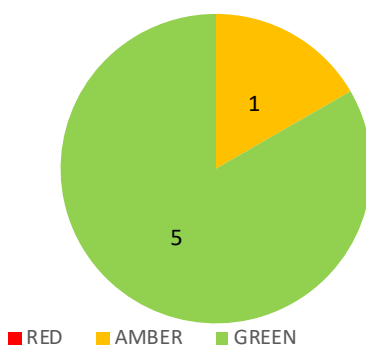
INTRODUCTION

The measures within this report include:

- TfC Contractual Key performance indicators (KPI) reported to the Council;
- TfC Supporting measures (SM) reported to the Council, and
- TfC Measures included within Sunderland Council's City Plan.

The report includes a high-level summary of performance for each measure together with service commentary for any rated amber or red.

TFC KEY PERFORMANCE INDICATORS (CONTRACTUAL AND CITY PLAN)



Indicators Rated Amber:

Percentage of Referrals decided within 24 hours

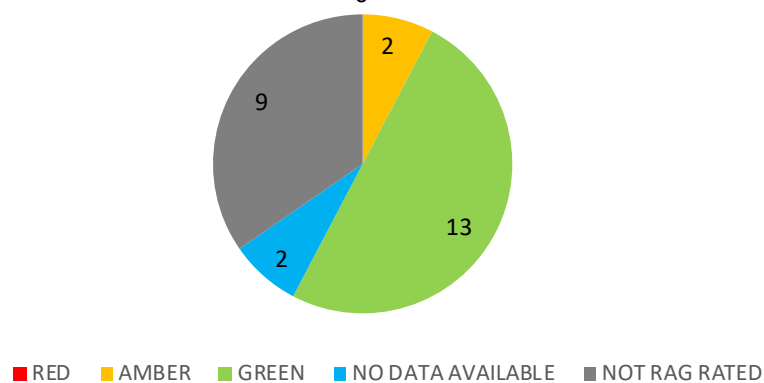
Target: 95%

Actual: 92.2%

Performance is slightly below target and rated amber. There were 20 referrals where a decision took longer than 24 hours but all 20 were decided within 3 days.

The service has confirmed that for the 20 referrals it was necessary to take more time to obtain all the required information, to make the right decision for the child. There are no concerns from the service regarding the performance.

TFC SUPPORTING MEASURES (CONTRACTUAL AND CITY PLAN)



Indicators Rated Amber:

Proportion of Educational Health Care Plans issued in 20 weeks (Excluding Exception cases) – rated Amber

Target: 65%

Actual: 52.9%

Performance is below target and rated amber. Performance against this target has continued to stabilise over the past few months. The issues affecting the service earlier this year and the actions taken to address this have been reported to Board previously.

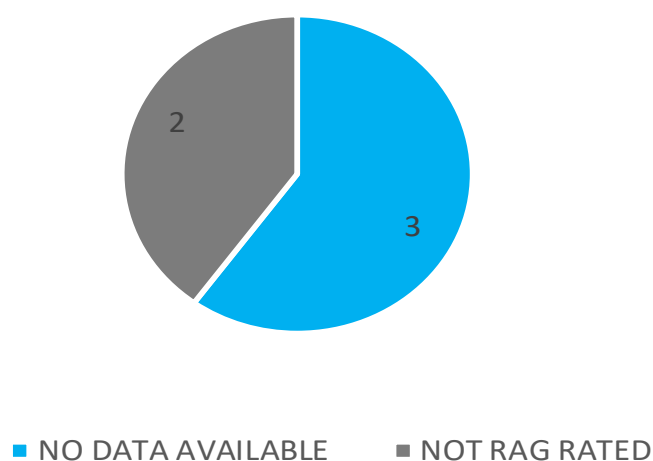
Percentage of Cared for Children that have their statutory visit within Timescale – rated Amber

Target: 95%

Actual: 94.1%

Performance is slightly below target and rated amber. Senior Managers within Social Care receive regular reports to closely monitor this target closely to ensure children receive their statutory visits.

ADDITIONAL TFC CITY PLAN MEASURES (NON CONTRACTUAL)



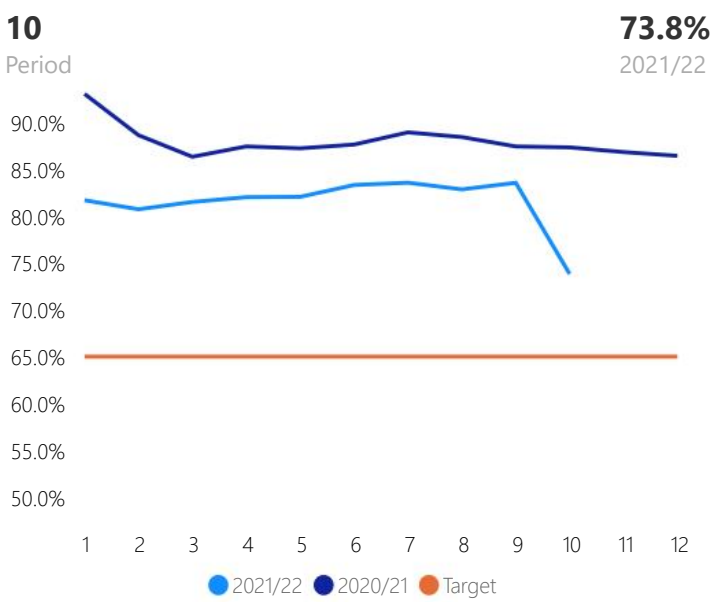


putting
the child first

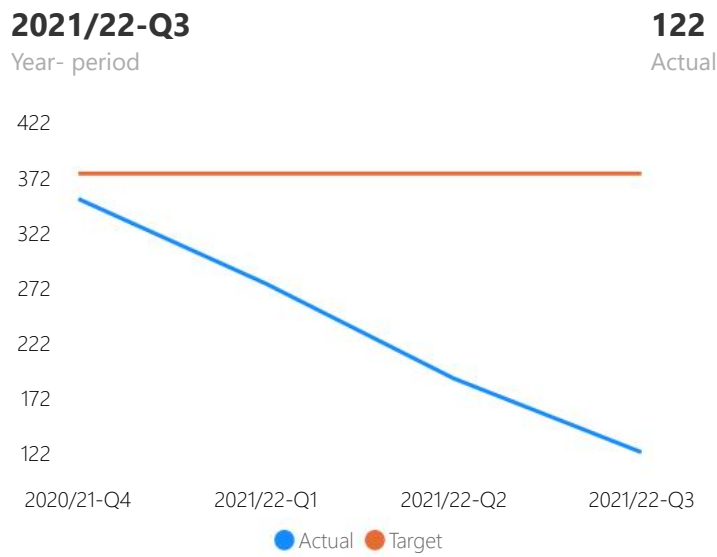
together for
children
SUNDERLAND

TfC Key Performance Indicators (Contractual and City Plan)

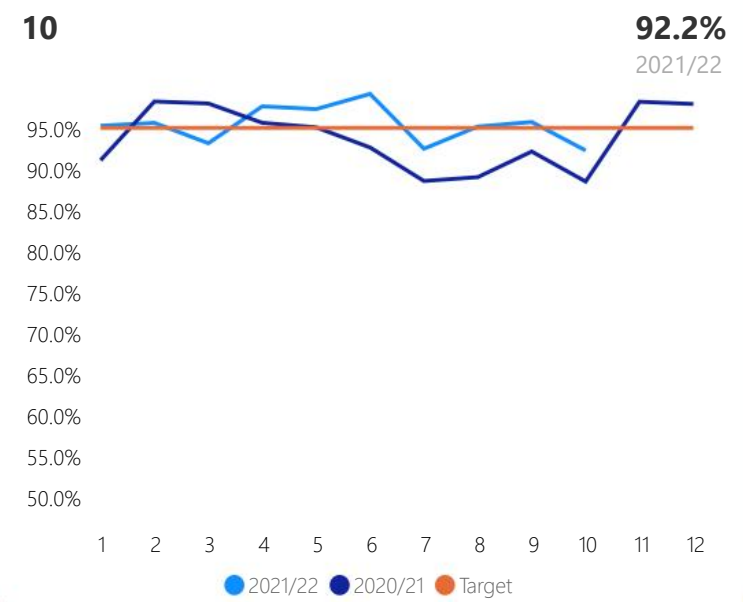
GREEN- % of Early Help Cases closed with two or more successful outcomes



GREEN- Rate of First-time entrants into the Youth Justice System aged 10 to 17 (per 100,000 young people)



AMBER- % of all referrals with a decision within 24 hrs



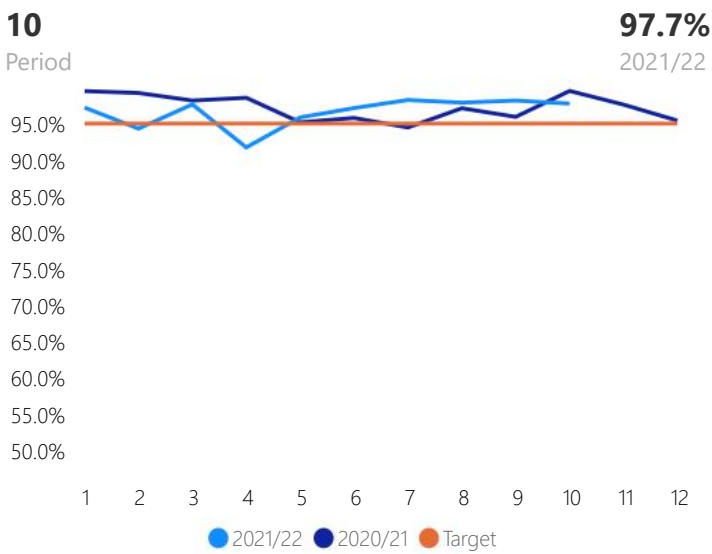
Performance remains above target, with 477 cases closed with two or more successful outcomes since April

Performance remains unchanged

Performance is slightly below target and rated amber. There were 20 referrals where a decision took longer than 24 hours but all 20 were decided within 3 days.

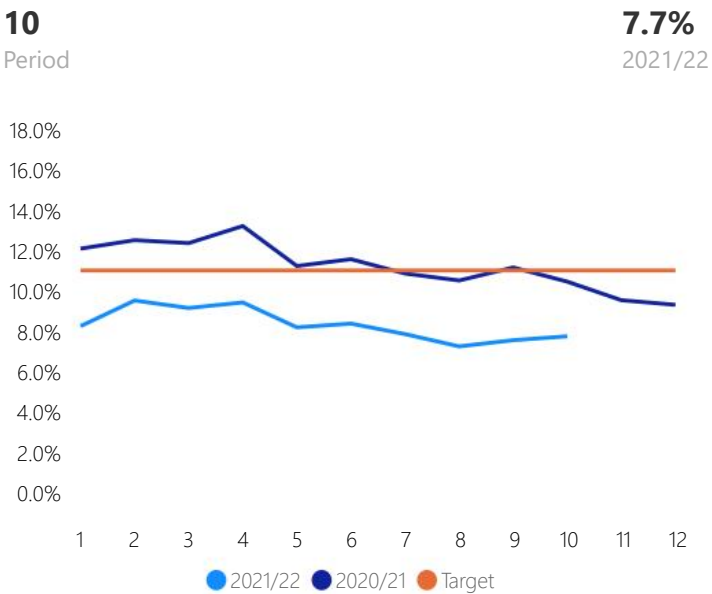
The service has confirmed that for the 20 referrals it was necessary to take more time to obtain all the required information, to make the right decision for the child. There are no concerns from the service regarding the performance.

GREEN- % of children subject to a child protection plan who have received a statutory visit within timescale



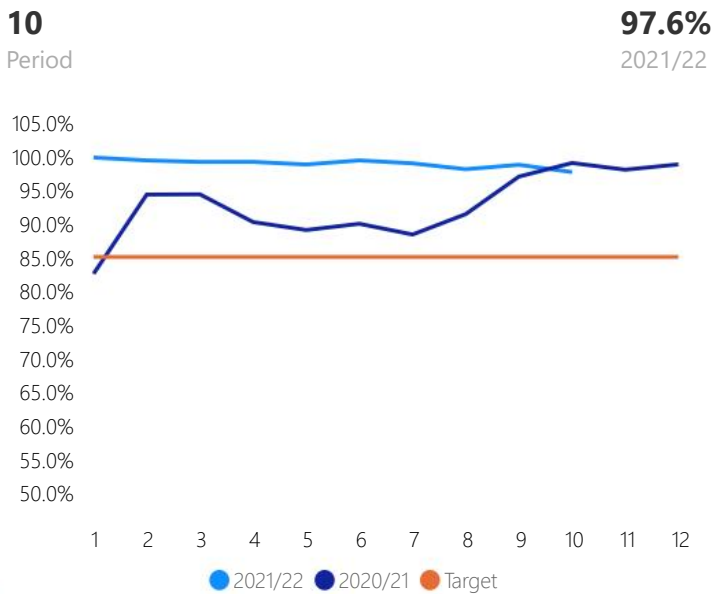
Performance is stable, with 304 children receiving their visit within timescale.

GREEN- % of Cared for Children with 3+ home moves in the last 12 months



Performance remains stable, as is lower (better) than target. There were 43 children that have had three or more home moves in the last 12 months.

GREEN- % of Cared for Children with an up to date Education Plan



Performance remains stable and above target, with 453 children having an education plan in place.

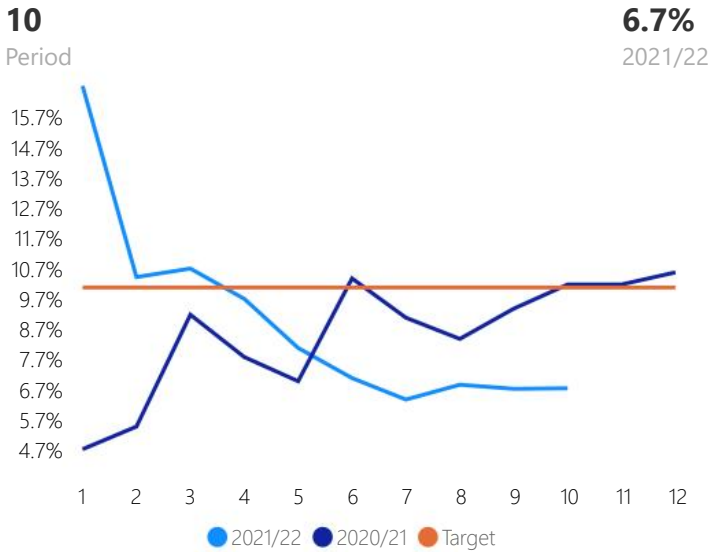


putting
the child first

together for
children
SUNDERLAND

TfC Supporting Measures (Contractual and City Plan)

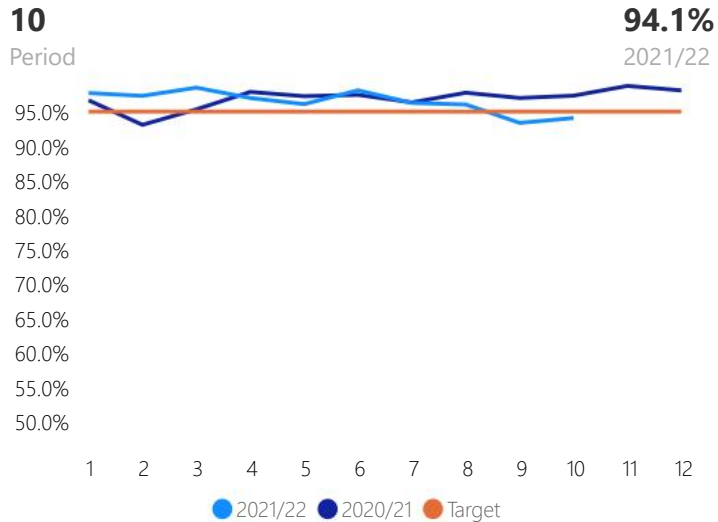
GREEN- % of children subject to a repeat child protection plan (within 2 years)



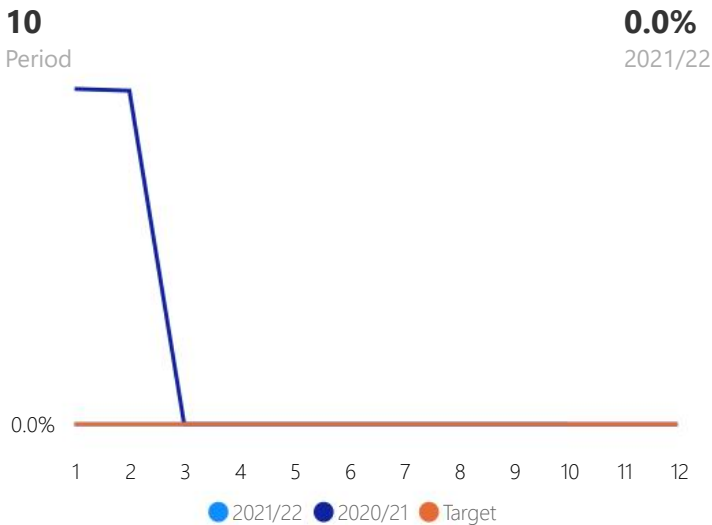
GREEN- % of referrals that were re-referrals within 12 months



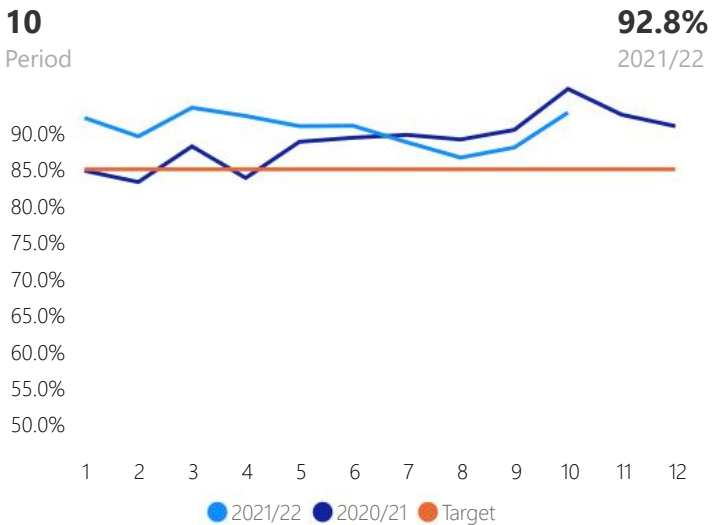
AMBER- % of Cared for Children who have received a statutory visit within timescale



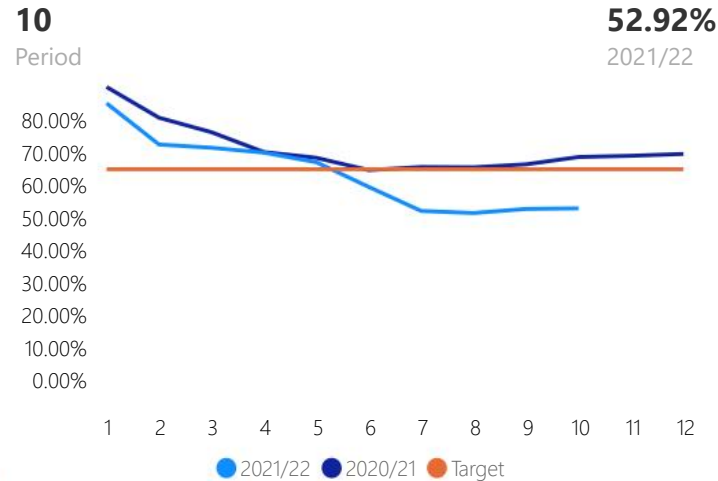
GREEN- % of children subject to CP plan longer than 2 years



GREEN- % of Care Experience Young Peopled contacted within 8 weeks (17-21)



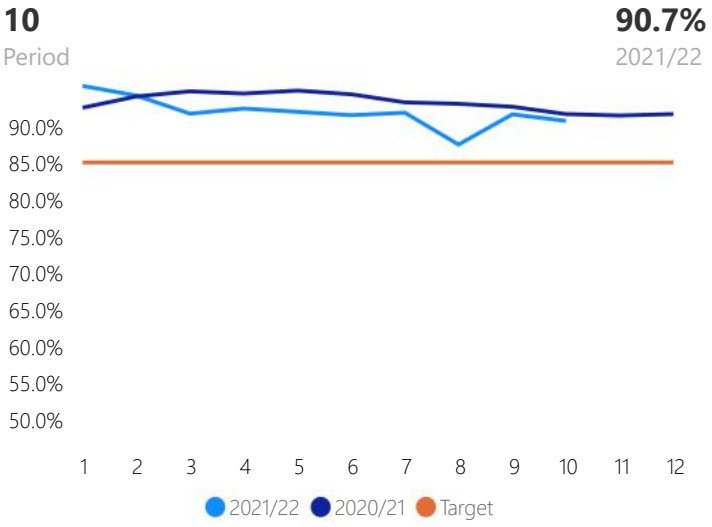
AMBER- Proportion of Education Health Care plans issued in 20 weeks (excluding exception cases)



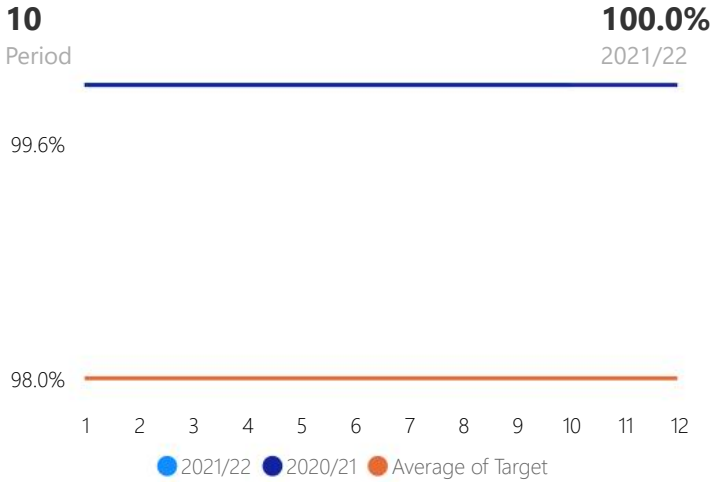
GREEN - % of established social worker posts that are vacant



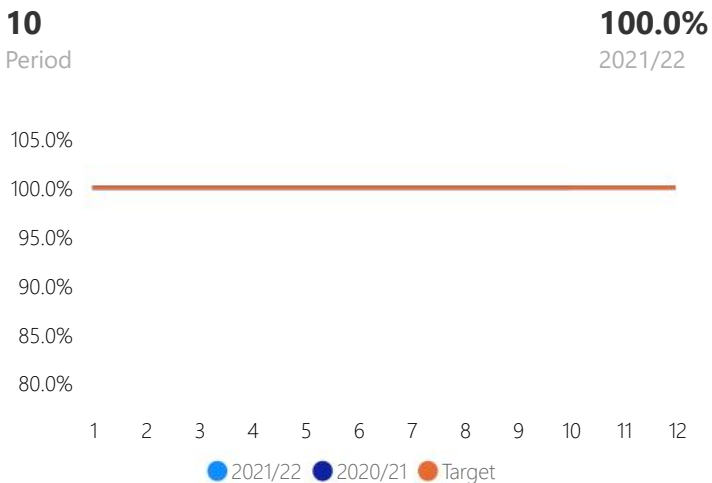
GREEN- % of Child in Need assessments authorised within 45 wds



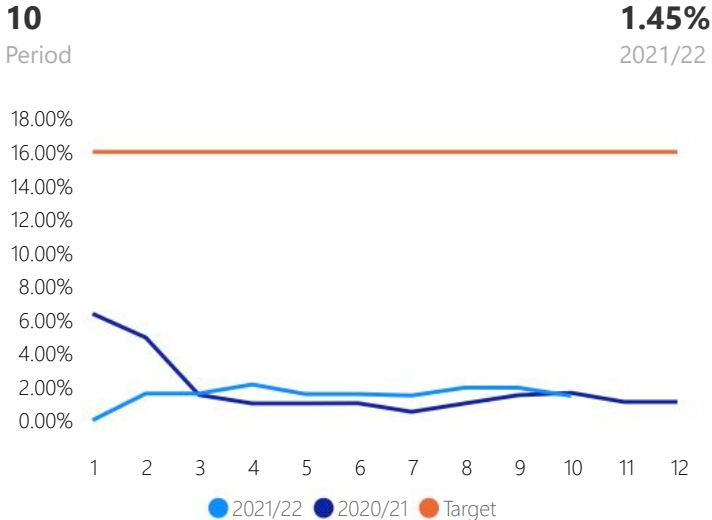
GREEN- % of children identified at risk of MSET who have a completed MSET Framework



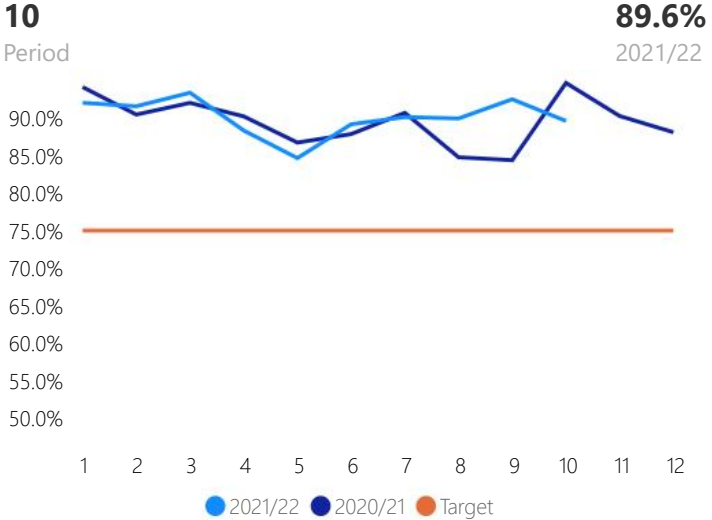
GREEN - The provision of a detailed financial update report to the Executive Director of Corporate Resources within 5 day...



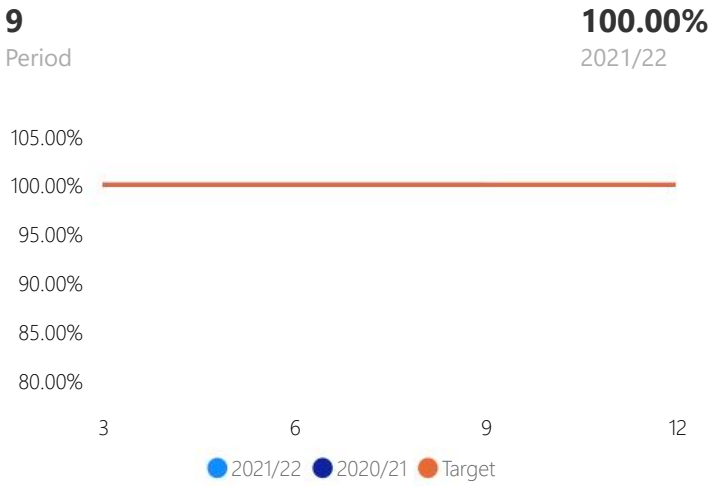
GREEN- % of established social worker posts filled by agency/interim staff



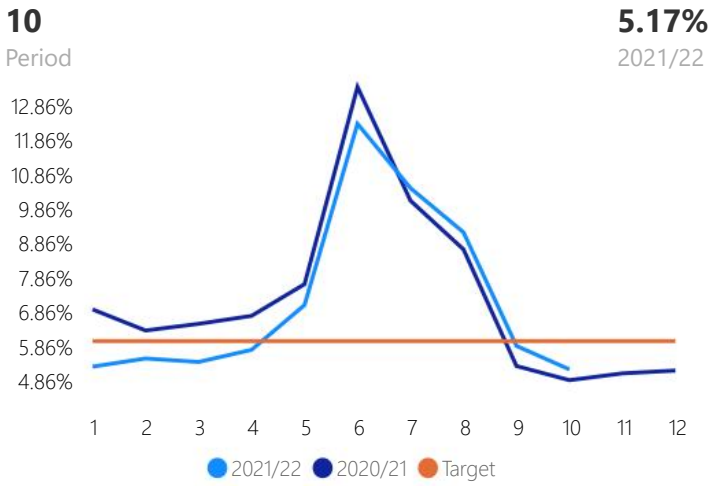
GREEN - % of children subject to CIN plan who received a visit within timescale



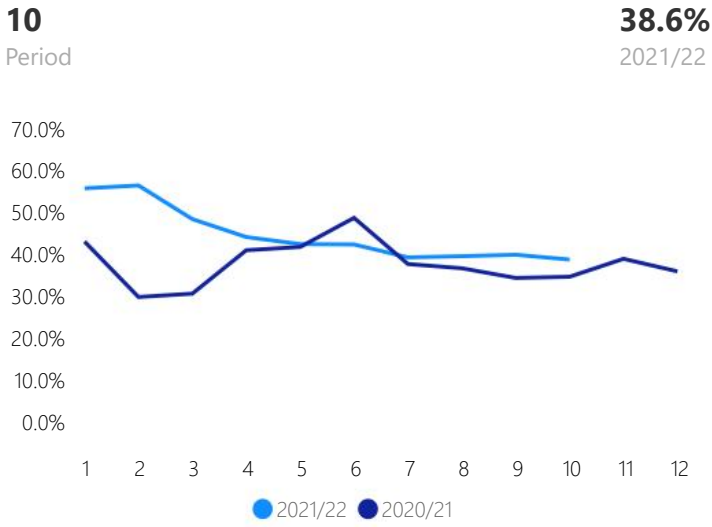
GREEN - The provision to the S151 Officer of timely School's Finance Reports within 5 days of each Schools Forum meeting



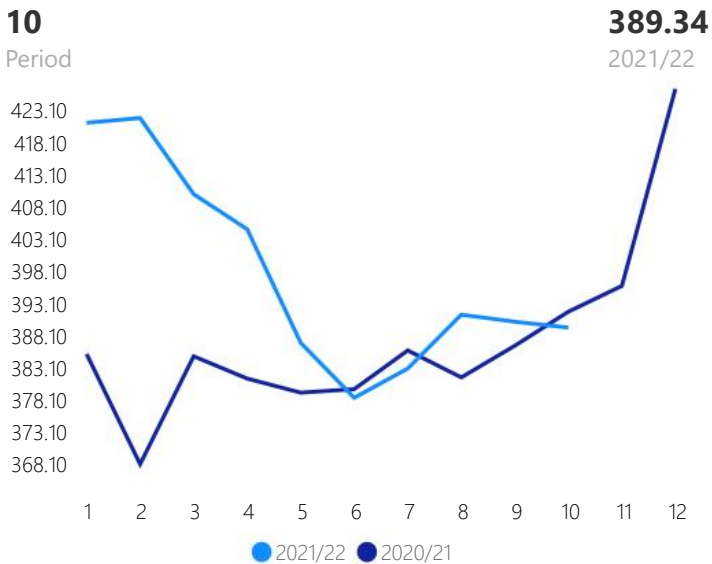
GREEN- % of young people who are NEET or whose activity is not known (age 16 – 17)



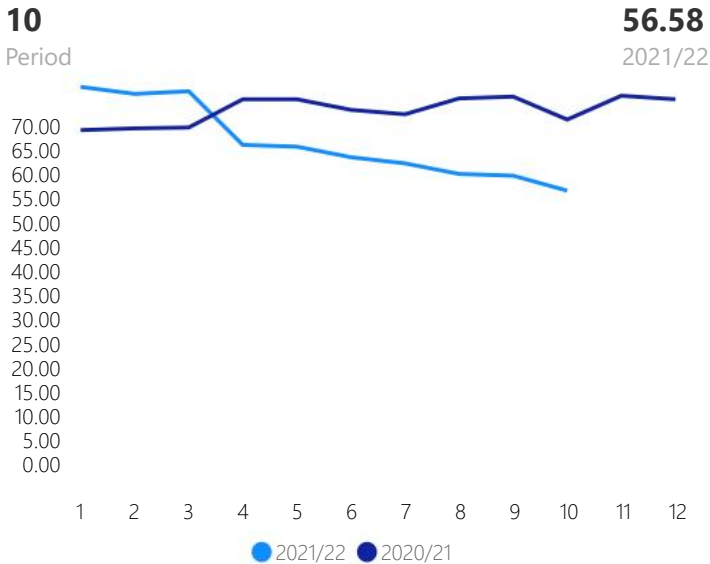
% of Cared for Children with a single plan of permanence by second review



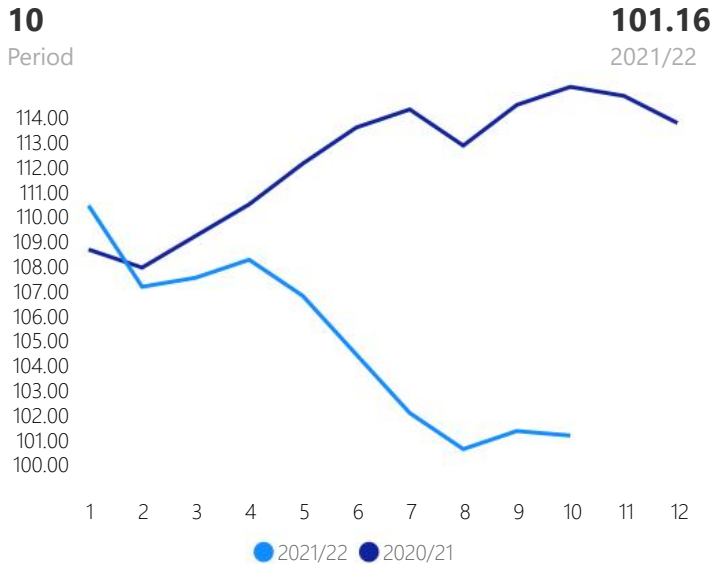
Rate of CIN (per 10K population)



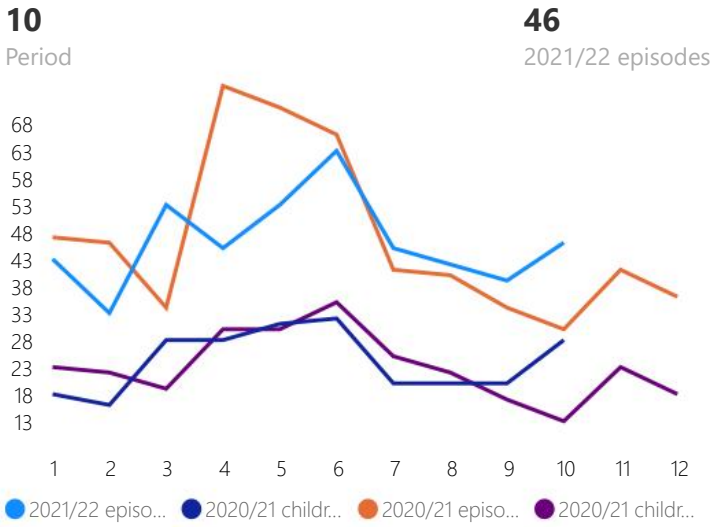
Rate of CP (per 10K population)



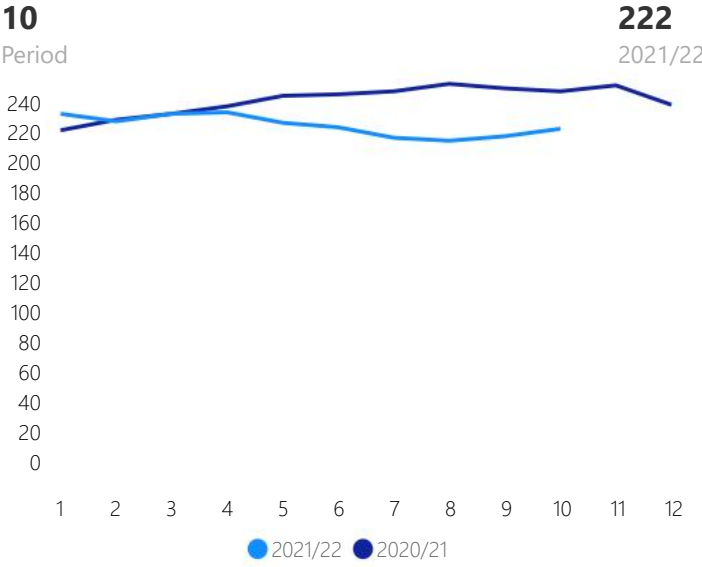
Rate of CfC (per 10K population)



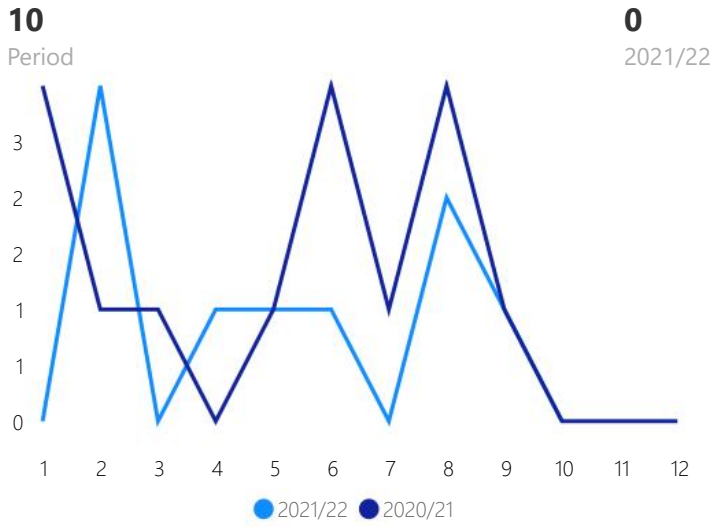
Number of missing from care episodes (& children)



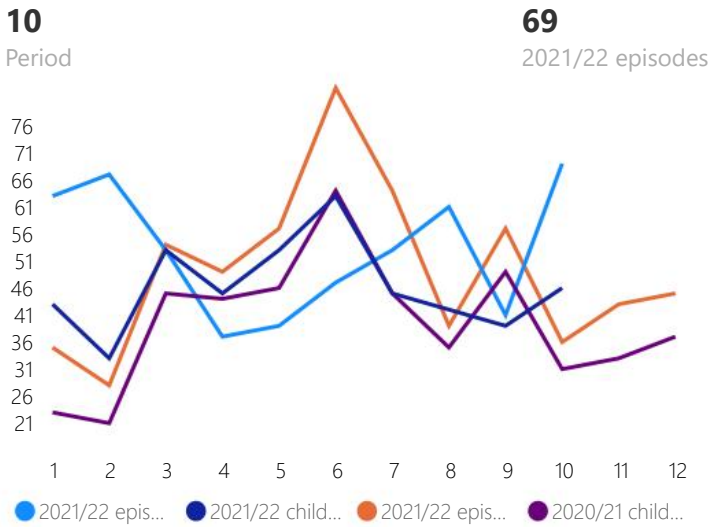
Number of internal foster carers



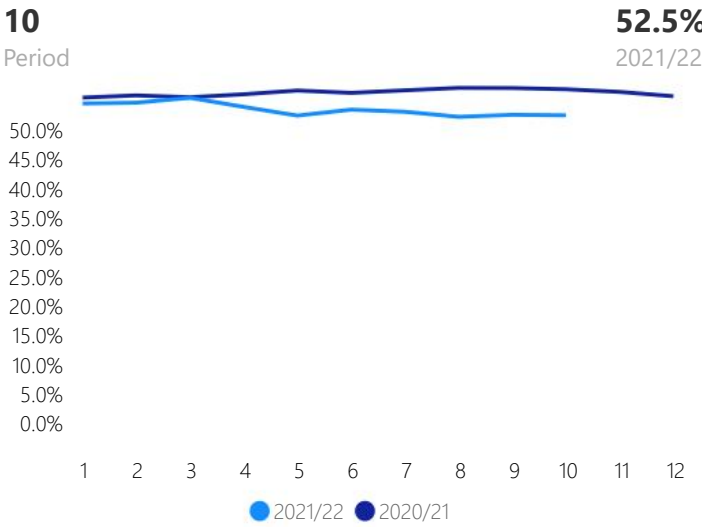
Number of CfC who have had unplanned placement moves in the period



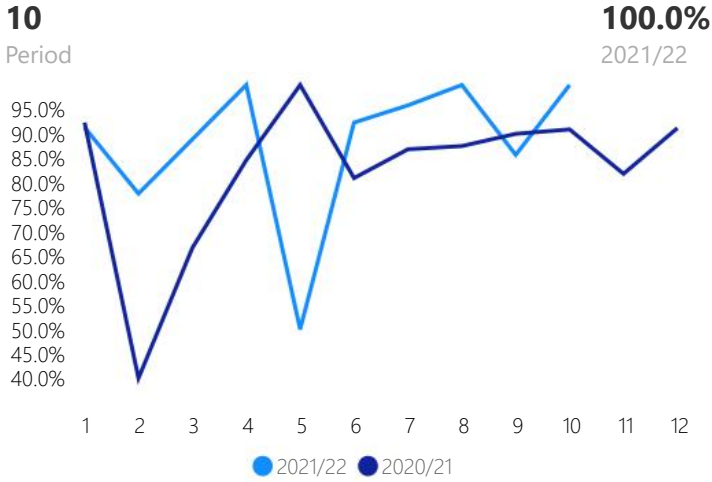
Number of missing from home episodes (& children)



% of children placed with internal foster carers



% of Early Help cases that were closed with two or more successful outcomes (Partner)



BLUE- % of care experienced young people in suitable accommodation (19-21)

Period

These charts are blank as the data has not yet been released. They will be updated during the year, once the releases take place

BLUE- % of care experienced young people who are in employment, education or training (19-21)

Period



putting
the child first

together for
children
SUNDERLAND

Additional TfC City Plan
measures (non contractual)

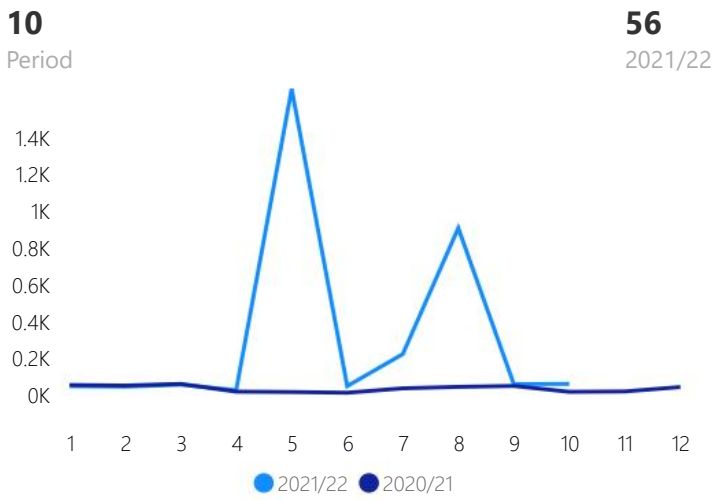
BLUE- % of students achieving grade 4-9 in Maths and English

Period

BLUE- % of care experienced young people who are in employment, education or training (19-21)

Period

Numbers (unique) of CYP involved in an consultation activity that informs the design, delivery or evaluation of services



% Cared for Children achieving the the expected level in reading, writing and maths at Key Stage 2

The three charts with a blue outline are blank as the data has not yet been released. They will be updated during the year, once the releases take place.

Following DfE guidelines we are not collecting Key Stage 2 assessment data from schools, so this measure will not be updated this year.

Proportion of young offenders who reoffend (% binary rate)

