

DYNAMIC SMART CITY

A lower carbon city with greater digital connectivity for all – more and better jobs – more local people with better qualifications and skills – a stronger city centre with more businesses, housing, and cultural opportunities – more and better housing.

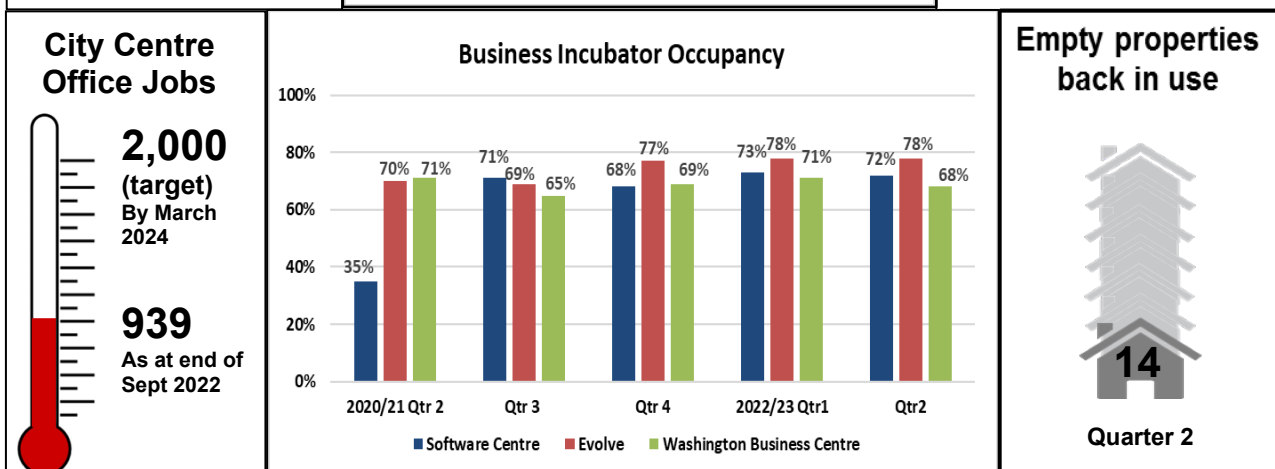
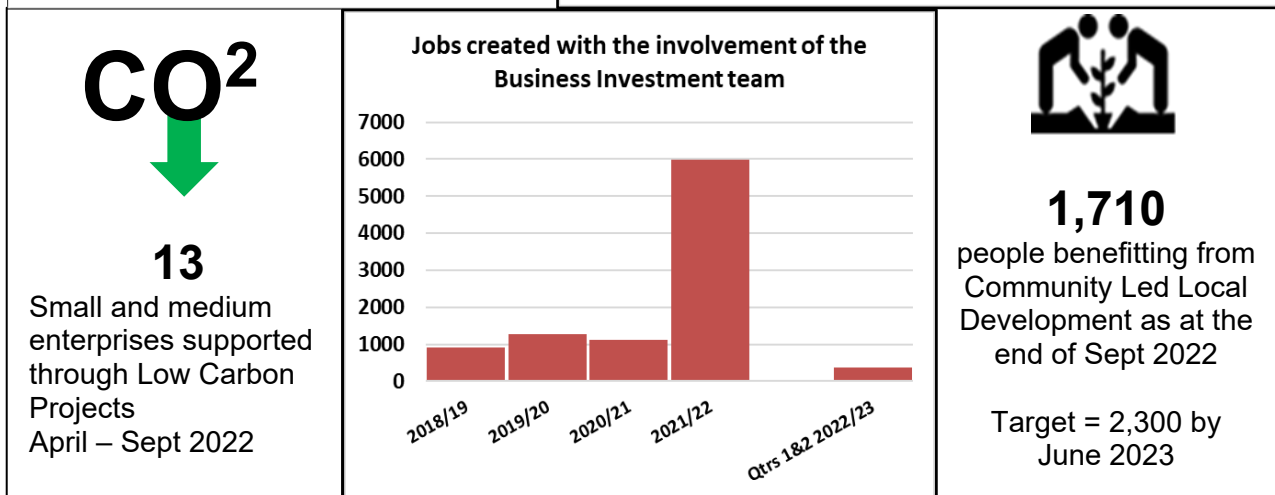
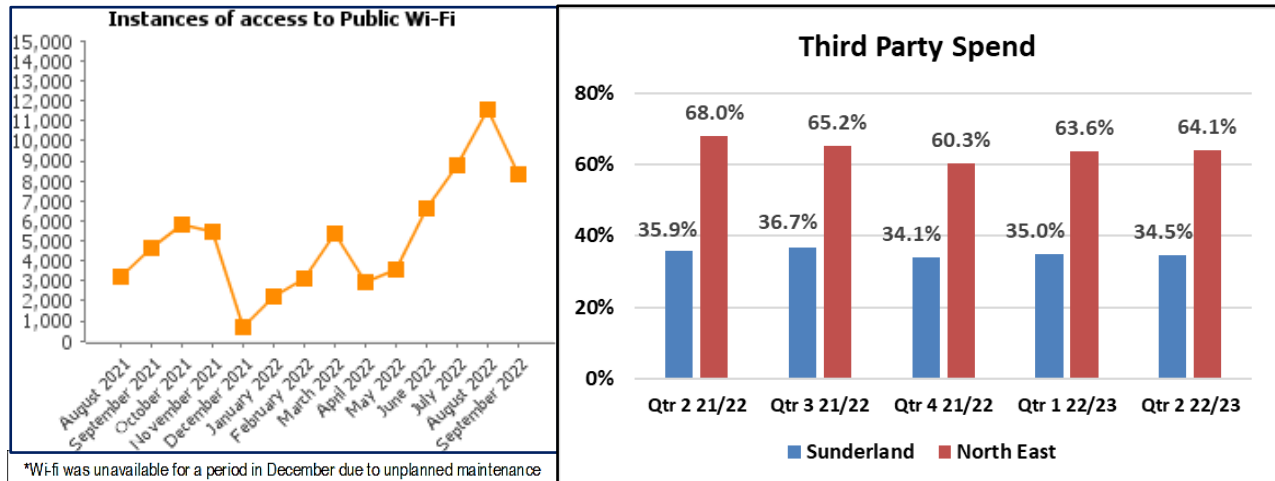


CITY CONTEXT

CURRENT DATA (LATEST AVAILABLE)	COMPARATIVE DATA	SUNDERLAND TREND
% Of properties with ultrafast broadband September 2022: 68.4%	UK 70.9%	Improving (September 2021: 64.5)
CO2 emissions estimates for Sunderland (per capita) 2020: 3.7 tonnes	NE 4.7, England 4.3	Improving (2016: 4.7 tonnes)
Employment rate Jul 2021 - June 2022: 70.8%	NE 70.6%, GB 75.5%	Improving (Jul 2020 - Jun 2021: 66.2%)
Proportion of workers earning below Living Wage Foundation rates 2020/21: 17.4% (provisional)	NE 19.6%, GB 17.2%	Improving (2016/17: 21.5%)
Median wage workers 2022: £540.90	NE £575.20 GB £642	Improving (2018: £517.20)
% Population NVQ Level 4 qualification 2021: 24.7%	NE 34.4% GB 43.5%	Declining (2017: 27.3%)
GCSE - % achieving a grade 4-9 in Maths & English 2020/21 (Teacher Assessed): 69.8%	NE 70.8%, England 67.1%	N/A (Exams & Teacher Assessed not comparable)
Level 3 (A level & equivalent) attainment by age of 19 in 2020/21: 50.3%	NE 53.5% England 59.8%	N/A (Exams & Teacher Assessed not comparable)
City Centre new homes Qtr. 2 2022/23: 0	N/A	No change (Qtr. 2 2021/22: 0)
People employed in the City Centre 2021: 14,141	N/A	Increasing (2017: 11,373)
Population of the City 2021 Census: 274,200	N/A	N/A (Census figure not comparable with 2020 mid-year estimate of 277,846)
Net Internal Migration 2020: -403	N/A	Declining (2016: -381)
New homes-built Qtr.2 2022/23: 320	N/A	Improving (Qtr.2 2021/22: 227)
Completed affordable homes Qtr.2 2022/23: 6	N/A	Declining (Qtr.2 2021/22: 36)

COUNCIL LED ACTION & PROGRESS

2022/23 Timeline	Status
Deliver connected, automated logistics project	Completed
Complete development of Hillthorn Business Park	On Track
The Yard Business Hub Opens	On Track
Continued Advanced Digital Infrastructure Deployment	On Track
Sunderland Station South Entrance Open	On Track



A lower carbon city with greater digital connectivity for all

Our ambition is to lead the way on digital transformation to make Sunderland a Smart City, and through our Smart Cities Strategy we will deliver a range of use cases for smart working and living - with high speed and resilient digital connectivity central to our plans.

At the end of Quarter 2, the proportion of Sunderland properties with ultrafast broadband has increased to 68.4% (from 64.5% at the end of Quarter 2 of 2021/22). Instances of access to public Wi-Fi in the City Centre (at 28,630) have also risen in relation to the same period in the previous year (at 11,040). In Quarter 2 the first 5G network went live progressing plans to deliver 5G Citywide.

With greater digital connectivity there also comes the opportunity to transform our travel patterns, thereby reducing CO2 emissions. Through our rapid charging station, we continue to support the use of electric vehicles in the city. Transactions have risen consistently over the last year and were up from 1,872 in Quarter 1 to 2,088 in Quarter 2, (and up from 1,094 transactions in Quarter 2 of 2021/22).

Previously published figures showed that progress is being made, with the latest CO2 emissions estimate for Sunderland per capita (tonnes per resident) at 3.7 for 2020 – reduced from 4.2 in 2019, and over the longer term from 4.7 in 2016. The Sunderland figure is also lower than both the North-East and England (at 4.7 and 4.3 tonnes per resident).

Sunderland City Council, along with partners across the city, is committed to playing its part in tackling the global challenge of climate change and to become a carbon neutral city by 2040. This includes disclosing data through the global Carbon Disclosure Project to measure, manage and improve emission levels. The Council is committed to becoming net zero as an organisation by 2030, across all greenhouse gases, in addition to becoming carbon neutral. Latest (previously reported) data on tonnes of CO2 emissions from LA operations for 2021/22 at 7,405 tonnes, was up slightly from 7,094 in 2020/21 (during which reductions were likely accelerated due to Covid restrictions). Over the longer term, the figure has been significantly reduced, from 22,000 tonnes (recorded in 2017/18).

The Council's Low Carbon Action Plan (first published in January 2021) has been updated (published July 2022). The updated Action Plan identifies a series of over-arching objectives under each of the strategic priorities of: Our Behaviour, Policies and Practices, Built Environment, Renewable Energy Generation and Storage, Low Carbon and Active Transport & Reducing Consumption & Waste. The identified actions are wide ranging and align with the City Plan priorities across Dynamic, Healthy & Vibrant. In Quarter 2, delivery of the updated actions in the Action Plan has commenced including engagement of Green Champions and increased measures to promote active travel and recycling - including the Refill Sunderland campaign launched to encourage businesses in Sunderland to sign up as Refill Stations. The 'We Love Cities' communications campaign was also launched, which aims to engage the city in our aspiration to become carbon neutral.

We are supporting increased business take-up of low carbon initiatives through the delivery of the Sunderland City Council (SSC) and Northeast (NE) Low Carbon projects. Through the Sunderland element, 5 SME's have been supported in Quarter 2.

More and better jobs

Our focus in our City Plan was on increasing the number of well-paid jobs in the city by promoting growth in key sectors including automotive and advanced manufacturing, financial and customer services, digital and software, as well as increasing professional services in the city centre, and port related activity. As the Coronavirus pandemic hit in 2020, and persisted into 2021, businesses and employment were impacted, and our aim now is to ensure that the city and its residents emerge from the Covid-19 pandemic in a strong and competitive position.

The employment rate for Sunderland, at 70.8% (125,200 aged 16+) for the period July 2021 to June 2022, has risen compared with July 2020 to June 2021 (at 65.9%). The Sunderland figure is above the North East rate of 70.6%. The rate for Great Britain, for the same period is 75.5%.

In Quarter 2 progress has been made in the key target sector of advanced manufacturing with the first Phase 1 tenants secured on the Hillthorn Business Park Development. Designed to support the needs of industrial and advanced manufacturing, storage and distribution business in the area, Hillthorn Business Park complements the nearby International Advanced Manufacturing Park (IAMP) and Turbine Business Park. Collectively, the aim is for these sites to position Sunderland at the heart of advanced manufacturing in the UK.

Alongside this, the Driving the Electronic Revolution (DER) Centre, located in the Skills Academy for Sustainable Manufacturing and Innovation (SASMI), is bringing together technological and manufacturing expertise in electrification research & development, whilst the Next Generation Advanced Manufacturing Accelerator (NGAMA) project (developed in partnership with NE Automotive Alliance as our delivery partner) is providing access to funding to support growth projects for SMEs in the sector.

The Port continues to focus on increasing its economic activity, with turnover up from £1.948m in Quarter 1 to £2.100m in Quarter 2 (tonnage at 146,061 for Quarter 2).

We continue to ensure that our Council activity supports the local economy where possible. In Quarter 2, 64.1% (£62.072m) of all Council third party spend was within the regional economy, and £7.143m of social value was secured through our procurement projects.

More local people with better qualifications and skills

Through the City Plan, the aim is to ensure that residents' skills and qualifications enable them to secure good jobs that match the needs of employers in key sectors thus reducing the gap in the median wage between Sunderland residents and Sunderland workers.

Newly released provisional data for the median weekly wage shows that the gap between Sunderland residents and Sunderland workers has reduced from £29.30 in April 2021 to £4.30 in April 2022. Figures for both (residents and workers), however, remain above the Northeast and Great Britain with the median weekly wage for residents at £537 (NE £580, GB £642) and for workers at £541 (NE £575, GB £642).

Previous published data (provisional) shows there has been an increase to 17.4% (in the tax year ending April 2021) in workers living below the Living Wage Foundation rate, when compared with the tax year ending 2020 (at 16.1%). Overall, however, the latest figure represents an improvement in the long term, with the figure for the tax year ending April 2017 at 17.4%. Local data shows there are 58 accredited real Living Wage employers in the city and 17,940 workers employed by them (in Quarter 2, the measure definition changed to include all employers – not just those with a headquarters in Sunderland).

As the city and its residents emerge from the pandemic, we will seek to ensure residents have the skills to be in a strong and competitive position to access employment. We will continue to focus on tackling the barriers for those least able to access employment through initiatives such as Community Local Led Development (CLLD). 1,710 people had benefitted from CLLD as at the end of September 2022. 197 participants engaged in Family English and Maths programmes up to 31st July 2022, and 84 participants engaged in wider Family Learning programmes.

Previously published data showed that 24.7% of the Sunderland population had a Level 4 qualification in 2021 (compared with the Northeast at 34.4% and Great Britain at 43.5%). In the summer of 2022 pupils will once again have sat exams at GCSE and A-level after Covid disruption resulted in exams being replaced by teacher assessment. Although students will have received individual results over the summer months, validated results are published at a later date (expected in February 2023).

A stronger city centre with more business, housing, and cultural opportunities

As we recover from the COVID-19 pandemic our aspiration is that Sunderland city centre will drive transformational economic growth with Riverside Sunderland clearly demonstrating our investment ambition. In the long term there will be more people living and working in the City Centre.

Through Riverside Sunderland we aim to create a vibrant new city centre residential community of 1,000 sustainable new homes, promoting more city centre living (previously published annual figures show the City Centre residential population at 3,089 mid 2020). Construction has commenced on the first residential units. Alongside the delivery of new homes, the Riverside *Future Living Expo* will provide events and experiences to engage visitors in new and sustainable ways of living.

Riverside Sunderland will also comprise of 1 million square feet of modern offices, commercial premises, and other employment space, creating new sites for businesses to grow and with the aim of workspace for 8,000 – 10,000 quality jobs. New office premises are now established onsite - including City Hall, home to the Council and named “Best of the Best” in office workspaces (British Council for Offices (BCO) Awards). Figures for 2021 show 14,141 people employed in the City Centre, an increase on the figure of 13,348 in 2020. At the end of Quarter 2, 939 new city centre office jobs have been created since April 2019.

Riverside Sunderland, along with the wider City Centre will benefit from a new heat and power network and we continue to progress our plans for a range of physical developments in the city centre - such as the Sunderland station. Construction of the South Entrance of the new station commenced in May 2022 and is expected to complete in July 2023.

More and better housing

Through our City Plan we seek to ensure that Sunderland offers the opportunities that families and individuals need to achieve their ambitions – with a housing offer that reflects the homes that people aspire to live in. This includes larger family and high-status homes as well as more affordable homes. This will be achieved through the delivery of key housing sites.

Figures previously published for out migration showed a slowing from a net of -511 in 2019 to -403 in 2020. Whilst the latest figure is higher than the five-year long-term trend figure of -381 for 2016, the 2016 figure was the lowest figure reached before figures declined substantially in 2017 (to -748) and then began reducing year on year.

In Quarter 2, there were 320 additional homes in the city (including new and conversions) - of which 200 are in council tax bands C-G. There have been 6 completed affordable homes in Quarter 2.

Alongside more homes, we are also committed to ensuring that the housing we have is of quality - with 14 empty properties brought back into use in Quarter 2 and 245 privately rented properties inspected for hazards.

Working in partnership with Gentoo, the Council has also been successful with an application to the Social Housing Decarbonisation Fund Wave 1 programme to support around 600 households across the city to improve their Energy Performance Certificate (EPC) rating.

HEALTHY SMART CITY

Reduce health inequalities enabling more people to live healthier longer lives – access to equitable opportunities and life chances – people enjoying independent lives – a city with great transport links – cleaner and more attractive city and neighbourhoods.

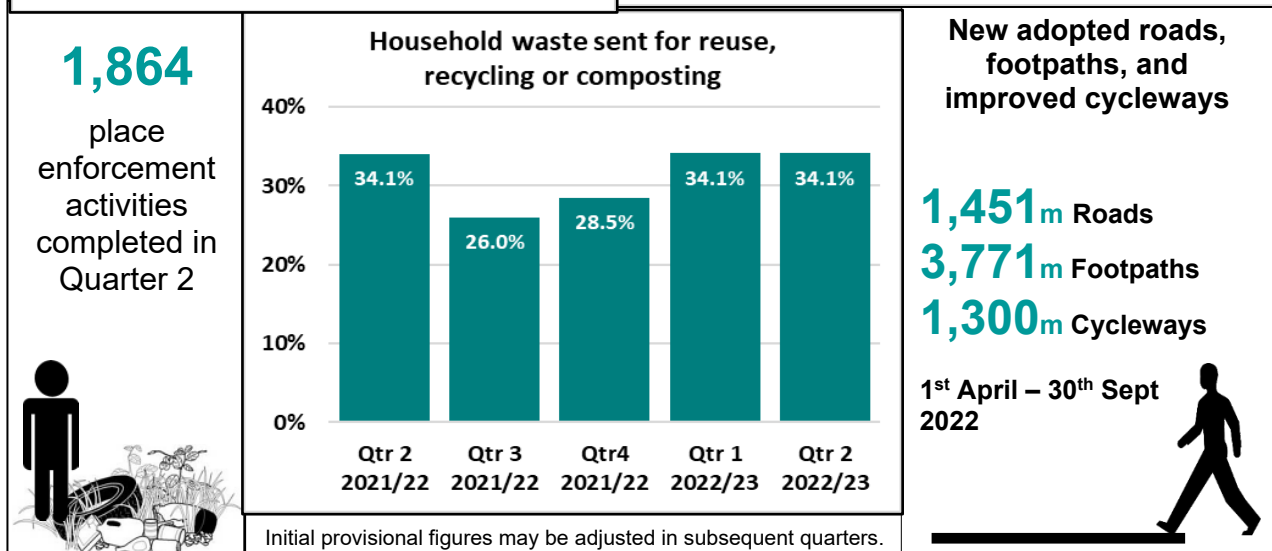
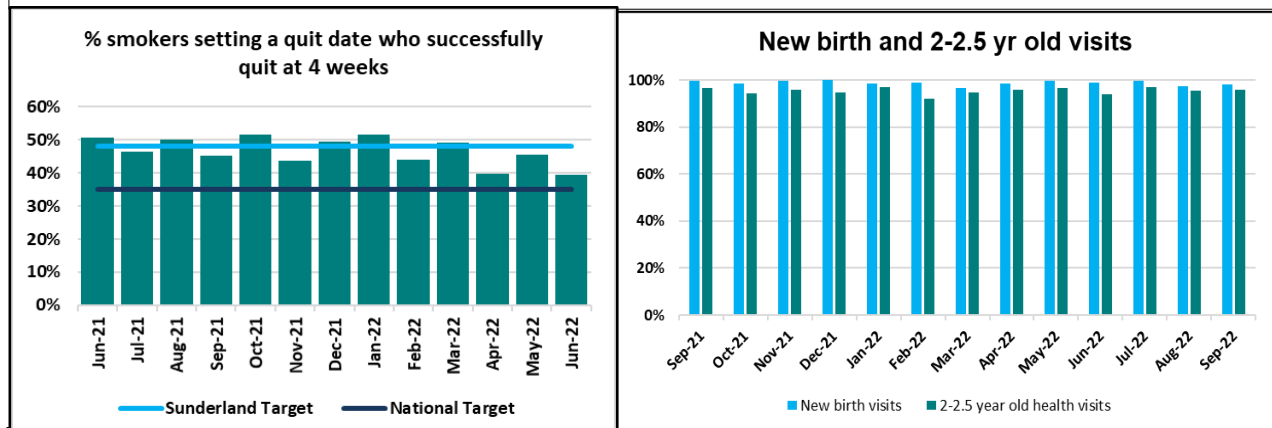
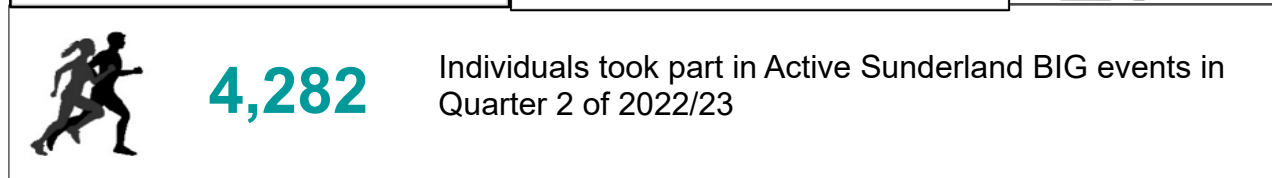
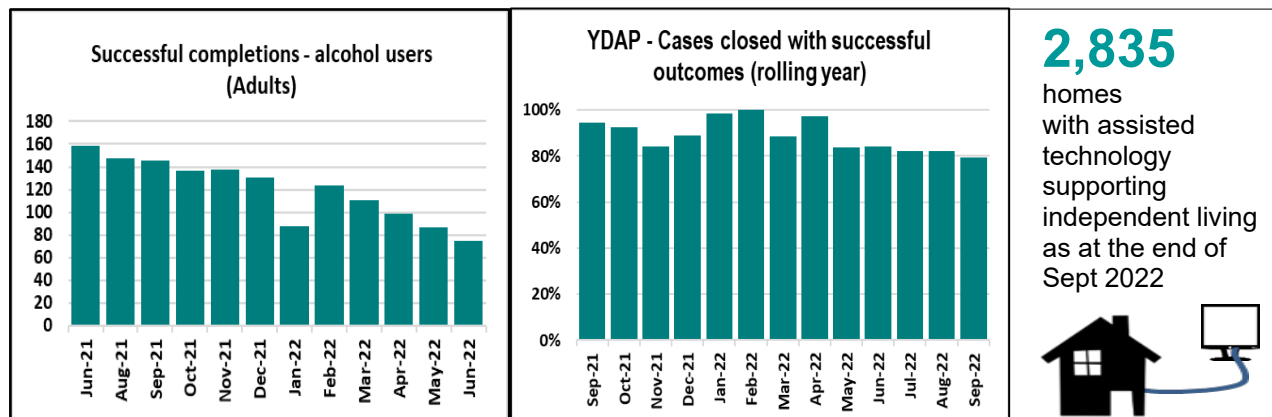


CITY CONTEXT

CURRENT DATA (LATEST AVAILABLE)	COMPARATIVE DATA	SUNDERLAND TREND
Healthy Life Expectancy at birth 2018-2020 as at 2021/22: Female: 56.9 yrs. Male: 56.1 yrs.	England 63.9 yrs. NE 59.7 yrs. England 63.1 yrs. NE 59.1 yrs.	Declining (2014-2016: 59.3 yrs.) Declining (2014-2016: 58.8 yrs.)
Admission episodes alcohol-related 2020/21: 2,401 (Broad, Persons, per 100,000 pop)	England 1,500, NE 1,979	N/A (Not comparable due to change in methodology)
Smoking prevalence: 2019/20: 14.6%	England 12.1%, NE 13.6%	Improving (2015/16: 18%)
The proportion of adults living with overweight or obesity 2020/21: 69.1%	England 63.5%, NE 67.7%	Declining (2016/17: 67.7%)
Prevalence of overweight (incl. obese) among children in Year 6 2019/20: 36.9% <i>(Local authority data not included in the release for 2020/21)</i>	2019/20 England 35.2%, NE 37.5% 2020/21 England 40.9%, NE 44.2%	Improving (2015/16: 39.8%)
% Of people that are fairly active / active (Active Lives – Public Health) 2020/21: 74%	England 76.6%, NE 74.4%	No change (2016/17: 74%)
Women who smoke at time of delivery Qtr. 4 2021/22: 13%	England 9.1% NE 12.1%	Improving (Qtr. 4 2020/21: 13.7%)
EYFSP Good level of development 2018/19: 72.6% <i>(2020/21 data release cancelled)</i>	England 71.8%, NE 71.8%	Improving (2014/15: 66%)
Teenage pregnancy (under 18 conception rate) rolling year: Qtr. 1 2021/22: 25.1	England 12.8, NE 19.8	Declining (Qtr. 1 2020/21: 18.2)
Proportion of people (18+) living independently (without social care services) Qtr. 2 2022/23: 98.2%	N/A	No change (Qtr.2 2021/22 98.2%)
Litter - % of relevant land & highways with deposits that fall below an acceptable level Qtr. 2 2022/23: 11.2%	N/A	Declining (Qtr.2 2021/22: 10.1%)

COUNCIL LED ACTION & PROGRESS

2022/23 Timeline	Status
Better walking and cycling routes linking communities to riverside and sea front and green spaces	On Track
Reduction in smoking in the city	On Track
More people physically active	On Track
Improvement in household recycling rates	Completed
More people enjoying independent lives	On Track
Digital Catapult affordable warmth testbed delivered	Completed



Reduce health inequalities enabling more people to live healthier longer lives

Our City Plan recognises the need to ensure that health and wellbeing outcomes are significantly improved, with previously published healthy life expectancy at birth in Sunderland (at 56.1 years for males and 56.9 for females 2018-2020), lower than the Northeast and England and declining.

The onset of the COVID-19 pandemic in early 2020, brought a new health challenge to the city. In addition to the impacts of infection, we know that the pandemic will have had wider health implications in relation to behaviours that can cause harms to health such as smoking, alcohol consumption, inactivity, and poor diet (leading to obesity).

Previously published figures for hospital admissions (adults) due to alcohol were 2,401 for Sunderland for 2020/21 (Northeast average 1,979, England 1,500). Although the figures suggest a reduction (improvement) for Sunderland in comparison to previous figures - due to changes in how the statistics have been compiled figures are not directly comparable with previous trends. Previously published figures for the three-year period 2018/19-2020/21 for under 18's alcohol admissions per 100,000 were 76 for Sunderland - an improvement on the previous rate of 82.4, (North-East rate 52, England rate of 55.4). Latest available figures for successful intervention completions for Adults Services for alcohol, and for the Youth Drug and Alcohol programme (all substances) are shown in the charts.

An Alcohol Strategy for Sunderland was developed in Quarter 2, for adoption, subject to approval in Quarter 3. Delivery has commenced on the Supplementary Substance Misuse Treatment Grant, which enables local delivery in response to local need to meet the national aspirations of increasing treatment capacity, increasing access to residential rehabilitation and reducing drug and alcohol related deaths. As at the end of Quarter 2, the grant for Sunderland has enabled a dedicated role to support the homeless population and those living in hostels, a specialist role based within the city centre Neighbourhood Policing Team to support repeat offenders with complex needs, a specialist pharmacy liaison role and increased capacity to address alcohol harms. A Drug Related Death Inquiry Panel is now established to gain a better understanding of substance related deaths in Sunderland with the aim of preventing future deaths.

Work is ongoing to support a reduction in smoking in the city through the Smoke Free Action Plan. In Quarter 1 of 2022/23 (latest available data) 41.6% of smokers setting a quit date successfully quit at 4 weeks (109 successful quitters of 262 quit attempts). Although performance remains above the national target, there were fewer successful quitters in Quarter 1, than in Quarter 4 of 2021/22 (at 47.9%) or Quarter 1 of 2021/22 (at 56%). A deep dive analysis is being undertaken, however, it is anticipated that this may at least in part be attributable to a move to CO validation for all 4 week quits compared to self-validation in previous periods due to the coronavirus pandemic.

Previously published figures for the proportion of adults who are living with overweight, or obesity, showed a reduction from 73.5% in 2019/20 to 69.1% in 2020/21 (though figures remained above the Northeast and England). Covid 19 impacted on the delivery of the National Child Measurement Programme (NCMP), for the academic year 2020/21, however, the 2021/22 NCMP has been completed by Growing Healthy Sunderland with Reception and Year 6 weight and height measurements uploaded to NHS Digital. The data is currently being validated and will be released later in the year. The Sunderland Weight Management programme commenced in August 2021 and exceeded its aim to support 1,500 residents in the first year (ending June 2022), having received 2,453 referrals. In Quarter 2, there were 692 referrals.

Latest available data published previously by Public Health England, shows that 74% of people in Sunderland were active or fairly active in 2020/21, in line with the Northeast figure of 74.4% (2% behind England at 76%). In Quarter 2 several active events have been delivered to support active living. The Big Bike Ride and Big Community Sports Festivals both took place along with the Big Summer Festival. In total there were 7,845 participants in Active Sunderland Big Events and 497,774 Leisure Centre attendances in Quarter 2. There were 140,886 visitors through the turnstiles of Football Hubs with 2,240 games played.

Published data for the three-year period of 2019-2021, shows the suicide rate for Sunderland reduced to 14.2 per 100,000 (age 10+) from 14.4 (for 2018-2020), though it remains above the England rate of 10.4 and Northeast rate of 13. The next suicide audit is underway (covering the period 2019-2021 which will inform a refresh of the current Suicide Prevention Action Plan. Specific work is underway to tackle the increasing number of presentations at Wearmouth Bridge (informed by police intelligence) including a review of signage (in line with national guidance) as well as drop-in support led by the Samaritans and recommissioning of the training contract. As a Council we continue to progress work towards signing up to the Mental Health Concordat.

We will continue to work, with our partners, on areas where we can support people to make healthy choices and stay active. This includes working with employers across the city to promote better health at work. In Quarter 2 we have supported the Workplace Alliance by developing a training and events programme to improve health & wellbeing.

We continue to promote healthy choices by our own people through the Council's Employee Wellness programme. In Quarter 2 a workforce Health Survey has been carried out, enabling us to better understand the health concerns and issues for our employees to enable targeted communications for health improvement.

Access to equitable opportunities and life chances

We are taking a life course approach to health and wellbeing starting with the early life stages of preconception to early years and adolescence under this commitment. The latest (previously published) figure on women who smoke at time of delivery (for Quarter 4 of 2021/22) is 13% (80 smokers of 615 maternities). This is 0.7% lower than the same period in the previous year.

The proportion of infants being breastfed, at 25.5% for Quarter 4 of 2021/22 (latest available data) remains below the England position of 48.9% (Northeast figures unavailable). A new training programme has been developed for 'Midwife training in Alcohol Identification and Brief Advice', which is ready to be rolled out. A Behavioural Insights Research Project has been completed, aimed at improving breastfeeding rates in Sunderland. The findings have been disseminated to key stakeholders and linked with the Breastfeeding Friendly Sunderland work for the development / delivery of further action.

98.2% of new birth visits and 95.7% of 2.5-year-old checks have been carried out in timescale. Validated national statistics for the earlier period of Quarter 4 of 2021/22, shows performance was better than for England and the North-East.

In Education, there was no update in Quarter 2 on the Early Years Foundation Stage Profile (EYFSP) Good Level of Development, the latest data release is expected by the end of Quarter 3. New premises for Sunningdale School have been opened, as have replacement premises for Hetton Primary School.

The rate of under 18 conceptions (teenage pregnancy rate based on conceptions per 1,000 women aged 15 -17) for Sunderland rose to 25.1 in Quarter 1 of 2021/22 (latest available data) – up from 22.2 in Quarter 4 of 2020/21 and the same period in the previous year (at 18.2). This is above the England and North-East rates (of 12.8 and 19.8). The rise had been anticipated based on local intelligence. The Children and Young People's Sexual Health Services enhanced offer is in place to provide access to contraception and pregnancy advice options and a revised and focused action plan is being developed.

Under this commitment we seek to address inequalities in opportunities and life chances that exist across geographical areas through a community asset-based approach, as set out in our Neighbourhood Plans. Virtual community hubs were established from March 2020, supporting communities throughout the COVID 19 pandemic and these remain in operation. A targeted community champion programme continues to deliver support, across co-located hubs supporting residents during the cost-of-living crisis.

People enjoying independent lives

98% of people 18+ in the city live independently (without social care services, based on mid-year population estimates) and we remain committed to ensuring people in the city can enjoy independent lives. However, the implementation of Social Care Reform, planned for October 2023, may impact on these figures.

With the roll out of the assistive technology in the home offer, 2,835 homes had the technology by the end of September 2022. Building on this 'Smart homes' approach for independent living, the funded Digital Catapult affordable warmth testbed has enabled trials of additional technology for the identification of homes that have become cold or damp. The testbed scheme is now completed and has been evaluated with the learning from the scheme now being considered.

83% of people who use services have control over their daily lives based on latest figures for 2019/20 (there is no update expected for 2020/21 (latest expected data) as the survey was cancelled due to Covid-19). The survey has been completed for 2022, and figures will be published later in the year via the Adult Social Care Outcomes Framework, along with figures from the Short & Long Term (SALT) statistical return.

We recognised the significant role in Carers in enabling people to live independently. Following on from the previous Carers bi-annual survey Let's Talk Carers engagement was initiated. The consultation enabled us to receive feedback from Carers to inform the design of the Carers Strategy with actions being taken to improve and co-produce services for carers based on input from those with lived experience. Further consultation will be undertaken through the Carers Group before the strategy is adopted through the Health & Wellbeing Board.

Previously published data on the rate of emergency hospital admissions due to falls in people aged 65+ (per 100,000), showed an increase from 2,628 in 2019/20, to 3,164 for 2020/21 for Sunderland and figures were above both the Northeast (at 2,311) and England (at 2,023). A Falls Coordinator, commenced in post in Quarter 1 of 2022/23, and in Quarter 2 developed a programme of activity in support of National Falls Awareness Week (19th-25th September). The theme of the event was 'falls are everyone's business' and activities that took place included: an open day, falls awareness promotions at Care homes and communications and awareness via social media and partners.

Great transport links with low carbon and active travel opportunities for all

Our emphasis within this City Plan commitment is about ensuring that people can move around the city with ease through improved transport routes - enabling access to key employment sites. Alongside vehicle transport routes, great travel links is also about having the necessary infrastructure to enable active travel. In Quarter 2 there were 196m of adopted roads, 329m of adopted footpaths and 1,300m of new or improved cycleways (taking totals for 1st April to 30th April to 1,451m adopted roads, 3771m adopted footpaths and 1,300m improved cycleways). The Local Cycling and Walking Infrastructure Plan has now been approved and adopted.

We are encouraging take-up of active sustainable travel options through a range of schemes. In Quarter 2 there were 215 new sign-ups to the Sunderland Step up App encouraging walking. Through the Love to Ride scheme (cycling) we have supported the Cycle September event, with local communications promoting the event reaching 9.4K social media accounts, with 14.2K views. As at the end of Quarter 2, the Love to Ride website (on which users can record their rides), had 243 Sunderland riders, with 251,925 miles travelled and 21,013lb of Co2 saved.

Sunderland City Council achieved 1st place in the 500 – 1999 staff category in the Love to Ride Cycle September global bike challenge.

2,642 school children have taken part in pedestrian training and 1,029 children have taken part in cycle training April to September 2022.

Cleaner and more attractive city and neighbourhoods

Our focus here is on promoting environmental responsibility amongst residents to achieve a cleaner and more attractive city.

The percentage of household waste sent for reuse, recycling or composting in Quarter 2 was 34% (10,666 tons recycled, reused or composted of 31,305 tons of total household waste). The target figure of 32% has now been met (and thus improvement achieved). The latest available national comparator figure, at 36.4%, is for 2021/2022. Work has been ongoing to improve the recycling rates across the City through a programme of education and enforcement aligned to the introduction of a *No Side Waste* policy from January 2023.

At the end of Quarter 2, the percentage of relevant land and highways assessed as having deposits of litter that fall below an acceptable level was 11.2%, an increase compared with Quarter 2 of 2021/22 at 10.1% but a reduction against Quarter 1 of 2022/23 at 12%. Dog fouling below an acceptable level was 0.7% (no change on the Quarter 2 of 2021/22 figure, also at 0.7%) - whilst graffiti was at 1.2%, above the Quarter 2 of 2021/22 level of 0.7%.

We are issuing sanctions where appropriate following enforcement investigations. In Quarter 2, 1,864 enforcement activities had been carried out – 139 less than in the same period in the previous year (at 2,003). The enforcement activities included 354 investigations, 1057 warning letters, 7 Community Protection Warnings, 4 Section 47 notices (businesses) and 164 Section 46 notices (residents). Both section 46 and 47 notices relate to the storage, disposal and presentation of waste under the Environmental Protection Act 1990.

In Quarter 1, a pilot was commenced to trial the removal of Glyphosate in weedkilling, the pilot has now been completed, and the pilot report compiled with recommendations for next steps.

Under the Low Carbon Action Plan, and in support of a greener city, progress was previously made on the development of the North-East Community Forest with sites delivered at Elemore, Hetton Park and Silksworth. In Quarter 2, work was ongoing to identify further potential sites for planting during 2022/23. The aim is to link site identification with Neighbourhood Investment Plans in future years.

VIBRANT SMART CITY

More resilient people – more people feel safe in their homes and neighbourhoods – more residents participating in their communities – more people visiting Sunderland and more residents informing participating in cultural events, programmes, and activities.

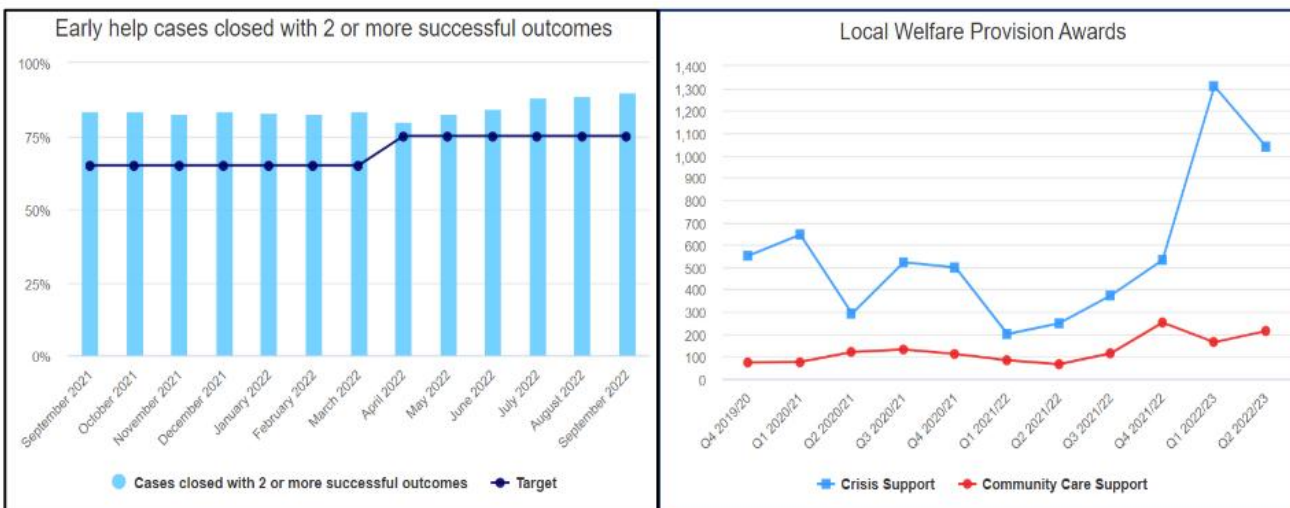


CITY CONTEXT

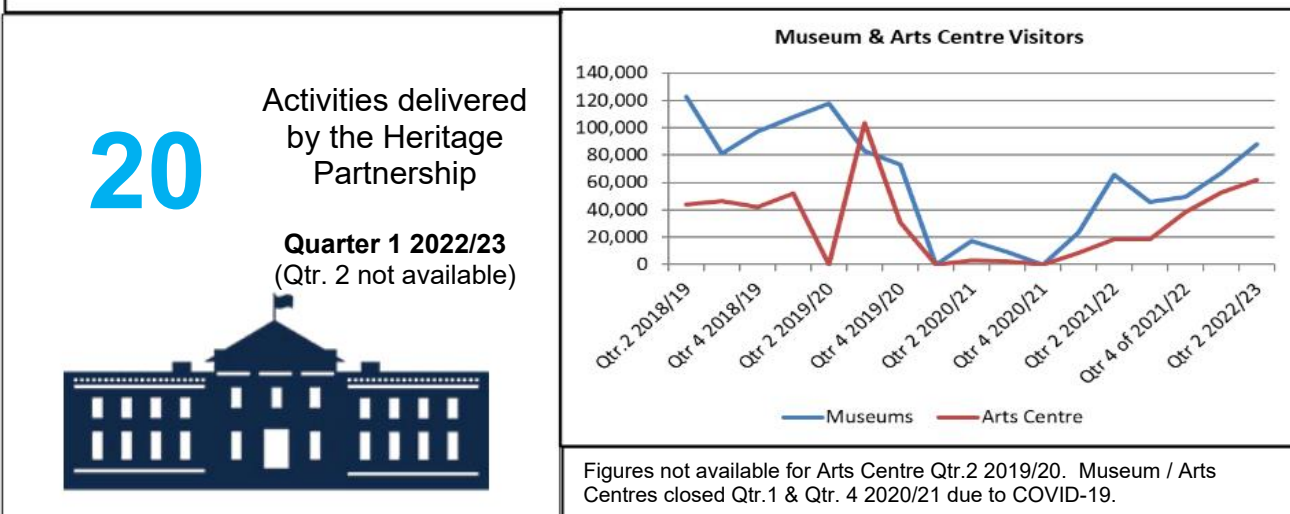
CURRENT DATA (LATEST AVAILABLE)	COMPARATIVE DATA	SUNDERLAND TREND
Rate of cared for children (per 10k) Sept 2022: 94.2%	England 67 NE 108 SN 105.7	Improving (Sept 2021: 104.4)
Rate of CYP subject to a child protection plan (per 10k) Sept 2022: 52.2	England 41.4 NE 67.2 SN 56.1	Improving (Sept 2021: 63.5)
Rate of Children in Need (per 10k) Sept 2022: 367.9	England 321.2 NE 461.2 SN 415.3	Improving (Sept 2021: 378.4)
Residents supported by food banks Qtr.2 2022/23: 6,718	N/A	Declining (Qtr. 2 2021/22: 3,919)
Crime (recorded incidents) Apr-Sept 2022: 14,789	N/A	Declining (Apr-Sept 2021: 13,699)
Residents' feelings of safety (local) Qtr.2 (Aug 2021 to Sept 22022): 93%	N/A	Declining (Qtr.2 2020/21:95%)
The proportion of people who use services who feel safe 2019/20: 79.7% (no survey undertaken in 2020/21)	England 70.2% NE 74.7% SN 72.8%	Improving (2015/16: 71.5%)
Number of visitors to the city 2021: 5,730,000	N/A	Declining (2017: 8,760,000)
Overall spend of visitors to the city 2021: £314m	N/A	Declining (2017: £429m)

COUNCIL LED ACTION & PROGRESS

2021/22 Timeline	Status
Launch new domestic abuse services model	On track
New national/international events including British Triathlon Super Series	On track
World Class music events staged in the city	On track



21 Events facilitated by the Council, on Council land / in council buildings in Quarter 2 of 2022/23



Council supported volunteers Qtr 2 2022/23

Category	Count
Libraries	20
Chaperones	20
Place based	20
Events/Active programme	100
Weekly programme	58

100% of retailers in the city to be engaged in the responsible retailers' scheme by March 2025.

8 engaged as at the end of Quarter 2

More resilient people

We will support families to enable them to be resourceful to respond to challenges and achieve the best possible outcomes for their children. The rates of children in need, children subject to a Child Protection Plan, and Cared For children, have continued to reduce in Quarter 2 compared with the same period in the previous year.

At the end of Quarter 2, 84.9% of children in need assessments were completed in timescale (target 85%), 90.1% of early help cases closed with successful outcomes (target 75%), 10.2% of Cared for Children have experienced 3+ placements within the last 12 months (target 10% or less) and 98.2% of Cared for Children had an up-to-date Personal Education Plan (target 90%).

Through support to families with children in need, and intervention in families with children subject to a child protection plan, we seek to increase resilience in families and monitor how often worries are raised about children that we have already tried to help. At the end of Quarter 2, 21.8% of referrals to TFC were re-referrals within 12 months (within target of 23%), an increase on the same period in the previous year (at 16.3%). 14.6% of children subject to a child protection plan had a repeat plan within 2 years (within target of 15%), an increase on the same period in the previous year (at 7%).

We know that our communities have been greatly affected by the COVID-19 pandemic, with hardship continuing for some in the face of challenges presented by the rise in the cost of living. In Quarter 1 of 2022/23 the number of residents supported by food banks reached 6,258, higher than at any point in 2020/21 and 2021/2022. In Quarter 2 usage has increased further to 6,718 residents supported.

Crisis Support awards rose steeply in Quarter 1 to 1,309 (from 532 in Quarter 4 of 2021/22), and although the number has reduced to 1,039 in Quarter 2, it remains more than double the average of the quarterly figures in 2021/22. Alongside Crisis Support awards, Community Care Support continues to be awarded, increasing from 164 in Quarter 1 to 214 in Quarter 2 of 2022/23.

More people feeling safe in their homes and neighbourhoods

This commitment relates both to people feeling safe from crime and vulnerable adults who use our services feeling safe.

Overall, our residents feel safe in their local area, with the percentage consistently at 96% or above since 2012/13 to mid-2020 when figures fell slightly to 95% (based on the Northumbria Police Survey). Latest available data is for the 12 months to the end of September 2022, and shows that the figure has fell back further to of 93%. Crime for April 2022 to September 2022 (at 14,789 recorded incidents) has increased when compared with the same period in the previous year (13,699 incidents).

We are committed to disrupting criminal and anti-social behaviour through intervention and enforcement with 10 intelligence led pro-active disruption activities carried out in relation to licensing in Quarter 2. We hope to engage 100% of retailers in the city in our Responsible Retailers Scheme by March 2025. Engagement continues with retailers and at the end of Quarter 2, there are 8 retailers signed up.

More residents participating in their communities

This commitment is about residents, including children and young people, being able to engage with and participate in their communities. In Quarter 4, there were 218 active volunteers across a range of volunteering activities including Libraries, Volunteer Chaperones, Events & Active Sunderland and other weekly programme activities (based on recorded volunteer participants). The greatest proportion in Quarter 2 was volunteers engaged in events / active programmes (at 143).

'Crowdfund Sunderland' enables people to financially support local projects and causes through an online platform. In Quarter 2 there have been no new projects (7 in Quarter 1), however, the amount raised has increased to £98,345.

We continue to engage people through Sunderland UK social media channels, with 25,421 Facebook and 41,012 Twitter followers as at the end of September 2022. Through our external communications we are able to increase awareness of the activities and opportunities in Sunderland that enable individuals to engage in their communities. In August 2022 we launched the '*We all Make Sunderland*' Civic Pride communication campaign that will continue to run into the new year - when we will seek to understand the impact (i.e. how many people have seen / engaged with it).

More people visiting Sunderland and more residents participating in cultural events, programmes, and activities

Prior to 2020, the number of visitors to the city (and associated spend) showed a continued upward trend (visitor numbers increased from 8.24m in 2016 to 9.49m in 2019 and spend from £399m to £500m in the same period). As the Coronavirus pandemic hit the UK in early 2020, however, cultural venues and events were particularly impacted due to the greater challenges of ensuring social distancing and safe delivery. In 2020, visitor numbers reduced to 4,38m and visitor spend to £219m. With Covid continuing to impact across 2021, figures remained low but improved, at 5.73m visitors and £314m visitor spend.

As we seek to recover Tourism, we are realising our ambitions to attract new national and international events to attract visitors to the city and for our residents to enjoy. The Tour of Britain Stage 3 cycling finish took place at St Marys Way / Keel Square on 6th September attracting approximately 5,000 spectators on the route through the city. 300,000 UK viewers watched Stage 3 live on TV (ITV4) with a further 245,000 watching the TV highlights show on the same evening. The British Triathlon Super Series Grand Final also took place in Sunderland attracting approximately 5,000 attendees across the weekend with 100 participants in the Swim, Bike, Run family event and around 750 athletes taking part in other age-group races.

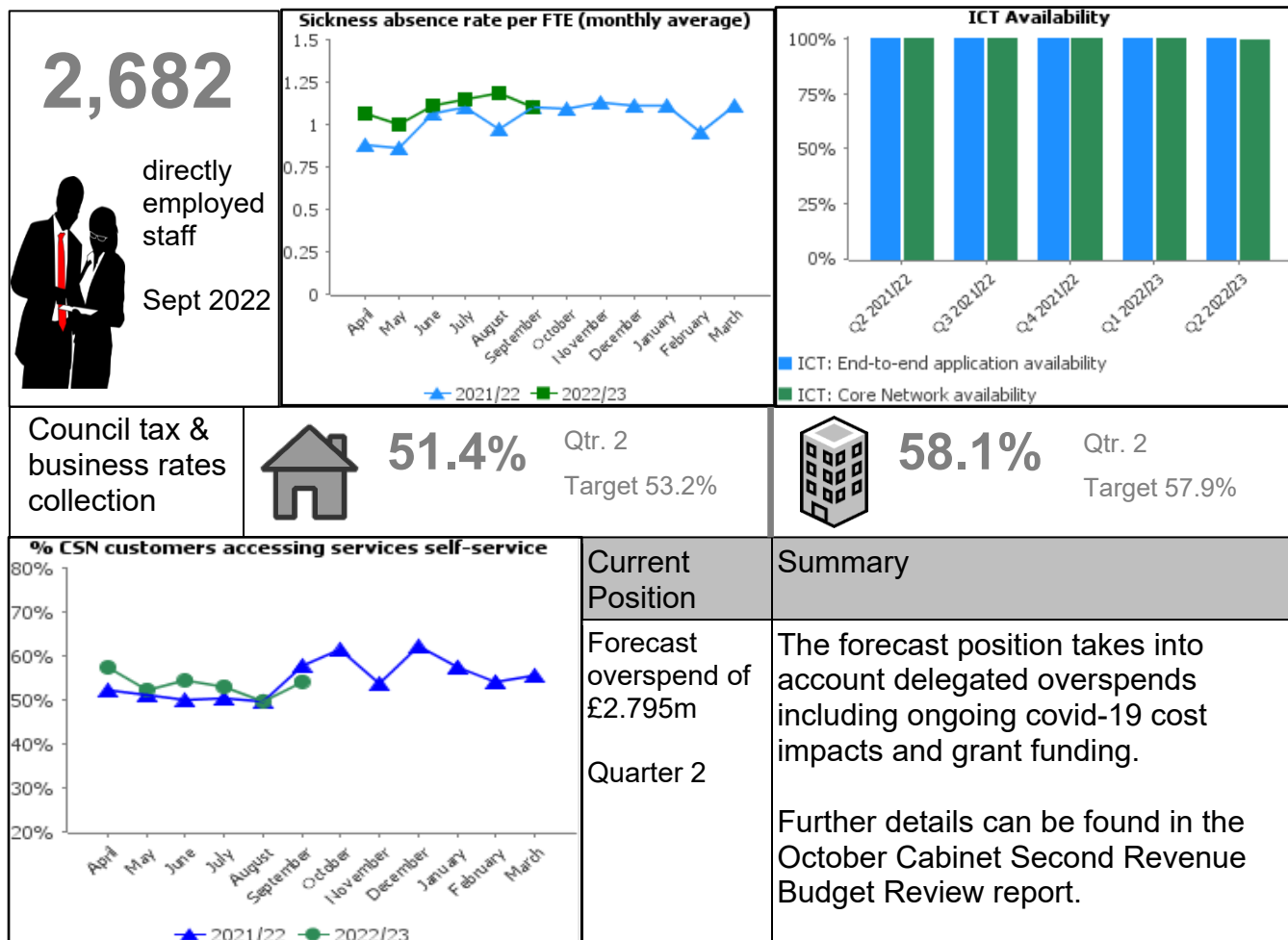
Sunderland Empire Theatre closed its doors in March 2020 due to the first Covid-19 pandemic lockdown (having welcomed 42,890 visitors in the last quarter of 2019/20). It re-opened its doors on 2nd September 2021, and visitor numbers have gradually rising to 49,910 in Quarter 2 of 2022/23. The Museum and Winter Gardens and Washington Arts Centre re-opened mid-way through Quarter 1 of 2021/22 with visitor figures also rising to 88,118 (Museum & Winter Gardens) and 61,922 (Arts Centre) in Quarter 2 of 2022/23. The National Glass Centre received 85,837 visitors in Quarter 2.

In Quarter 1 (latest available data, Quarter 2 figure not yet available) 20 activities were delivered by the Heritage Partnership and 90 organisations were engaged in the Heritage Partnership Practitioners Network.

There were 53,141 library issues (including physical books, eBooks / e-Audio and e-Magazine) with 358 new adult members in Quarter 2. There were 23,862 digital subscriptions and the Books at Home delivery service saw 391 interactions. Progress has been made on Culture House, a new cultural hub and library, to be located on Riverside Sunderland. In Quarter 2 demolition of existing buildings commenced to make way for the new building.

ORGANISATIONAL HEALTH

Good organisational health – strong financial management – productive and innovative working – a council ready for the future



Good organisational health and strong financial management

At the end of Quarter 2, there were 2,682 directly employed staff, 21 fewer than in Quarter 2 of 2021/22. The sickness absence rate was 11.5 days per FTE (12-month forecast), with the figure of 11.6 days at the same point in the previous year. In Quarter 2 we have implemented a new learning management system to support employee learning and development.

In previous periods the impact of Covid-19 was evident in Business Rates and Council Tax collection levels, with both below target. In Quarter 2, Business Rates Collection, at 58.1%, is better than the target of 57.9%, however, Council Tax collection remains below the target level (at 51.4% against a target of 53.2%).

We are committed to maximising external funding and financing opportunities. In Quarter 2, £3,884,567 has been secured through funding bids approved for projects supported by the following programmes/funders: £1,641,730 for the Multiply adult numeracy programme (DfE), £1,355,600 for the Supporting Families Programme (DfE/DLUHC), £110,599 from the Young Women and Girls' Fund (Home Office), £20,000 grant from the Chewing Gum Taskforce (Keep Britain Tidy/DEFRA) and £731,138 from the Home Office's Safer Streets Fund Round 4 followed by a further £25,500 from the same fund.

There were no reports to the Information Commissioner's Office (ICO) by the Council in Quarter 2.

Productive and innovative working and a council ready for the future

As a Council we continue to deliver on the organisational change required to optimise productive and innovative working, to counteract financial uncertainty and ensure we are a Council ready for the future.

We want our employees to be as healthy and happy as they can be, and therefore able to be their most productive and innovative in delivering services to the communities of Sunderland. Just as Covid-19, and now the cost of living, has impacted on our communities, we understand it will be impacting on our employees too. Along with our workforce health survey, we have also carried out a workforce cost of living survey, to understand key concerns – particularly where these relate to working life. From this we will develop targeted communications and support, aimed at enabling our employees to be as resilient as possible, with knowledge of how to access support where needed.

We continue to develop a new operating model to ensure that the council is as customer focused and effective as it can be. Alongside this, the adoption and enhancement of digital technologies continues, for smart working focused on efficient and effective customer outcomes. In Quarter 2, we have been working to ensure that our staff on the frontline of the organisation are able to access digital technologies for effective employee communication and service delivery. In Quarter 2, 52.3% (181,324) of our Customer Service Network customers accessed services through self-serve – exceeding the target of 46%.