

AUDIT AND GOVERNANCE COMMITTEE

24 September 2021

TREASURY MANAGEMENT – SECOND QUARTERLY REVIEW 2021/2022

Report of the Executive Director of Corporate Services

1. Purpose of Report

- 1.1 To report on the Treasury Management performance to date for the second quarter of 2021/2022.

2. Description of Decision (Recommendations)

- 2.1 The Committee is requested to:
- Note the Treasury Management performance during Quarter 2 of 2021/2022 (Appendix A).
 - Note the Lending List Criteria at Appendix B, the Approved Lending List at Appendix C and the Risk Management Review of Treasury Management at Appendix D.

3. Introduction

- 3.1 This report sets out the Treasury Management performance to date for the second quarter of the financial year 2021/2022, in accordance with the requirements of the Treasury Management Policy and Strategy agreed by Council.

4. Summary of Treasury Management Performance for 2021/2022 – Quarter 2

- 4.1 The Council's Treasury Management function continues to look at ways to maximise financial savings and increase investment returns to the revenue budget, whilst maintaining a balanced risk position. In respect of borrowing, due to the temporary use of reserves to fund the Capital Programme no new borrowing has been required to date during 2021/2022 but the position continues to be monitored closely.
- 4.2 No refinancing of debt has been possible in 2021/2022 during the period as rates have not been considered sufficiently favourable. The Council's average interest rate on borrowing is low, currently 2.81%, and, as such, the Council already benefits from this lower cost of borrowing and also from the ongoing savings from past debt rescheduling exercises. Based on advice from the Council's treasury advisor, performance continues to see the Council's rate of borrowing compare favourably to other authorities.

- 4.3 Treasury Management Prudential Indicators are regularly reviewed, and the Council is within the limits set for all of its Treasury Management Prudential Indicators. The statutory limit under section 3 (1) of the Local Government Act 2003, which is required to be reported separately, (also known as the Authorised Borrowing Limit for External Debt) was set at £1,037.108m for 2021/2022. The Council's maximum external debt during the financial year to 31st August 2021 was £486.535m and is within this limit. More details of all of the Treasury Management Prudential Indicators are set out in Section 2 of Appendix A for information.
- 4.4 The Council's investment policy is regularly monitored and reviewed to ensure it has flexibility to take full advantage of any changes in market conditions which will benefit the Council.
- 4.5 As at 31st August 2021, the funds managed by the Council's Treasury Management team have achieved a rate of return on its investments of 0.12% compared with the benchmark 7 Day LIBID (London Interbank Bid) rate of - 0.08% (set at 0.125% less than the corresponding 7-Day LIBOR rate which due to the fall in gilts means the benchmark rate has become negative). Performance is above the benchmark rate, whilst still adhering to the prudent policy agreed by the Council, in what remains a very challenging market.
- 4.6 More detailed Treasury Management information is included in Appendix A for Members' information.
- 4.7 The regular updating of the Council's authorised lending list is required to take into account financial institution mergers and changes in institutions' credit ratings since the last report. The updated Approved Lending List is shown in Appendix C for information.

5. Recommendation

- 5.1 Members are requested to note the Treasury Management performance for the second quarter of 2021/2022.
- 5.2 Members are requested to note the Lending List Criteria at Appendix B, the Approved Lending List at Appendix C and the Risk Management Review of Treasury Management at Appendix D.

Appendix A

Detailed Treasury Management Performance – Quarter 2 2021/2022

1 Borrowing Strategy and Performance – 2021/2022

- 1.1 The Borrowing Strategy for 2021/2022 was reported to Cabinet on 9th February 2021 and approved by full Council on 3rd March 2021.
- 1.2 The Borrowing Strategy is based upon interest rate forecasts from a wide cross section of City institutions. The view when the Treasury Management Policy and Strategy was drafted was that the 0.10% Bank of England (BoE) Base Rate would remain until March 2024 due to the slow rate of recovery of the economy and the need for the Government to see the burden of the elevated debt to Gross Domestic Product (GDP) ratio falling significantly. PWLB borrowing rates were expected to rise, albeit gently, during 2021/2022 across all periods but could be subject to exceptional levels of volatility.
- 1.3 The BoE's Monetary Policy Committee (MPC) meeting on 5th August 2021 voted unanimously to leave the Base Rate unchanged at 0.10%. What has changed is the previous stance of not tightening monetary policy, to now flagging that modest interest rate increases may be on the horizon. While financial markets have been anticipating an increase in the Base Rate to 0.25% by mid-2022 and to 0.50% by the end of 2022, Link Asset Service, the Council's treasury advisors, believe any rise will not occur before mid-2023.
- 1.4 The MPC still projects GDP to grow by 7.25% in 2021 but has revised upwards its forecast for 2022 from 5.75% to 6%. There were no changes announced to its programme of quantitative easing purchases due to finish by the end of 2021 at a total of £895bn.
- 1.5 ONS data shows the annualised Consumer Price Index (CPI) inflation rate at 3.2% in August 2021, up from 2.0% in July. The 1.2% rise in CPI from July to August 2021, is the largest ever increase in the CPI 12-month inflation rate. The large change in the level of the index is likely to be a temporary effect as the situation remains volatile and uncertain. The variability and uncertainty being a direct consequence of the covid pandemic. The largest impact came from base effects, in particular, discounted restaurant and café prices resulting from the Governments Eat out Help Out scheme and the VAT reduction for the sector introduced last August. The BoE expects inflation to peak at over 4% during 2021 with MPC forecasts showing inflation slightly under its 2% target in 2-3 years. The initial surge in inflation in 2021 and 2022 is attributed to a number of factors including energy price increases and supply shortages relative to demand. An additional concern is how trade with the EU will evolve once distortions caused by the pandemic have passed now that the UK no longer has tariff-free access to EU markets.
- 1.6 Investment rates are likely to remain at very low levels throughout 2021/2022. With short-term investment rates forecast to be materially below long-term borrowing rates, it continues to be likely that some investment balances will temporarily be used to fund long-term borrowing requirements. Such funding is wholly dependent upon market conditions and will be reassessed if the appropriate conditions arise.

1.7 Link Asset Services, the Authority's treasury advisors, reviewed their interest rate forecasts in August 2021 in light of continued volatility in the financial markets. Their previous forecast that the BoE Base Rate would increase to 0.25% by September 2023 has been brought forward to June 2023 with a further increase to 0.50% by March 2024. These forecasts, and MPC decisions, will be liable to further amendment as updated economic data becomes available and emerging developments in the financial markets.

1.8 The following table shows the average PWLB rates for Quarters 1 and 2.

2021/2022	Qtr 1* (Apr - June) %	Qtr 2* (Jul – 3rd Sep) %
7 days' notice	-0.08	-0.08
1 year	0.81*	0.86*
5 years	1.18*	1.11*
10 years	1.68*	1.47*
25 years	2.14*	1.87*
50 years	1.94*	1.65*

*rates take account of the 0.20% discount to PWLB rates available to eligible authorities (including the Council) that came into effect on 1st November 2012.

1.9 High levels of volatility in the financial markets have continued during 2021/2022 although the successful roll out of the vaccination programme has boosted sterling and the markets. Continued uncertainty around the global Covid-19 infection rates and degrees to which vaccine programmes have been successfully rolled out in other countries has depressed gilt yields as investors move from riskier assets such as shares and into bonds. Investor cash flow uncertainties and the need to maintain liquidity in these unprecedented times has depressed short-term rates available to very low levels.

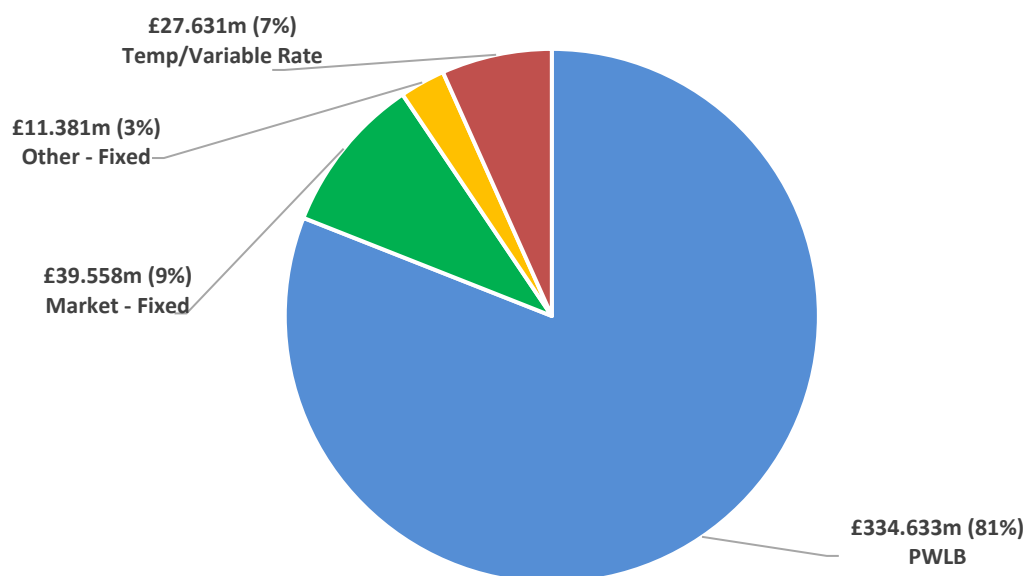
1.10 There is expected to be a gradual upward movement in PWLB rates over the next three years as world economies, including the UK, recover from the economic shock caused by the coronavirus pandemic. Link Asset Services predict a gradual rise in PWLB rates reaching 1.20%, 1.70%, 2.10% and 1.90% for 5, 10, 25 and 50-year durations respectively by 31st March 2022 with further increases of between 0.30% and 0.40% across each duration by March 2024. With so many external influences weighing on the UK economy, interest rate forecasting remains very difficult. From time to time, gilt yields, and consequently PWLB rates, can be subject to exceptional levels of volatility which could occur at any time during the forecast period.

1.11 The strategy for 2021/2022 is to adopt a pragmatic and flexible approach in identifying the low points in the interest rate cycle at which to borrow, and to respond to any changing circumstances to seek to secure benefit for the Council. A benchmark financing rate of 2.60% for long-term borrowing was set for 2021/2022 in light of the views prevalent at the time the Treasury Management policy was set in March 2021.

1.12 Due to high levels of volatility in the financial markets, with borrowing rates forecast to remain low over the short-term, no new borrowing has been undertaken in the current financial year to 31st August 2021. The Treasury Management team continues to closely monitor PWLB rates to assess the value of possible further new borrowing in line with future capital programme requirements.

1.13 The Council's treasury portfolio position at 31st August 2021 is set out below:

Borrowing Summary at:		31 August 2021		
		<u>Principal</u>	<u>Interest</u>	<u>Ave rate</u>
<u>Fixed</u>				%
PWLB		334,633,333	9,874,421	2.95
Market – Fixed		39,558,103	1,742,323	4.40
Other – Fixed		11,381,307	55	0.00
		385,572,744	11,616,799	3.01
<u>Variable</u>				
Temporary/Other – Variable		27,631,207	2,751	0.01
		27,631,207	2,751	0.01
TOTAL:		413,203,950	11,619,550	2.81



2 Prudential Indicators – 2021/2022

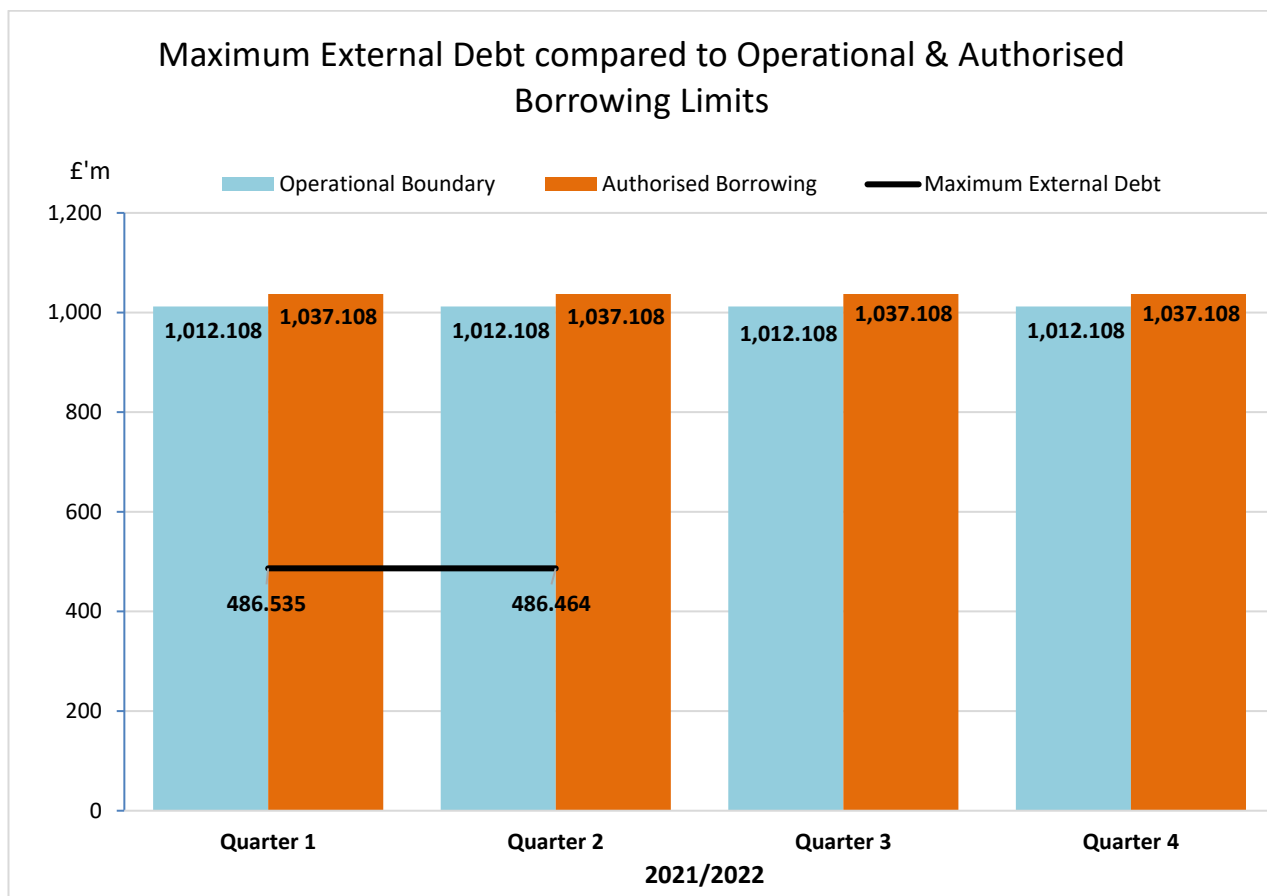
- 2.1 All external borrowing and investments undertaken in 2021/2022 have been subject to the monitoring requirements of the Prudential Code. Under the Code, Authorities must set borrowing limits (Authorised Borrowing Limit for External Debt and Operational Boundary for External Debt) and must also report on the Council's performance for all of the other Treasury Management Prudential Indicators.
- 2.2 The statutory limit under section 3(1) of the Local Government Act 2003 (which is also known as the Authorised Borrowing Limit for External Debt) was set by the Council for 2021/2022 as follows:

	£m
Borrowing	911.927
Other Long-Term Liabilities	125.181
Total	1,037.108

The Operational Boundary for External Debt was set as shown below: -

	£m
Borrowing	886.927
Other Long-Term Liabilities	125.181
Total	1,012.108

The Council's maximum external debt in respect of 2021/2022 (to 31st August 2021) was £486.535m and is within the limits set by both these key indicators.



2.3 The table below shows that all other Treasury Management Prudential Indicators have been complied with:

Prudential Indicators		2021/2022 (at 31/08/21)	
		Limit	Actual
P9	Maturity Pattern		
	Under 12 months	Upper Limit	
	12 months and within 24 months	50%	8.89%
	24 months and within 5 years	60%	1.76%
	5 years plus	80%	1.17%
		100%	89.30%

Prudential Indicators		2021/2022 (at 31/08/21)	
		Limit	Actual
A lower limit of 0% for all periods			
P10	Upper limit for total principal sums invested for over 365 days	75,000	0

3 Investment Strategy – 2021/2022

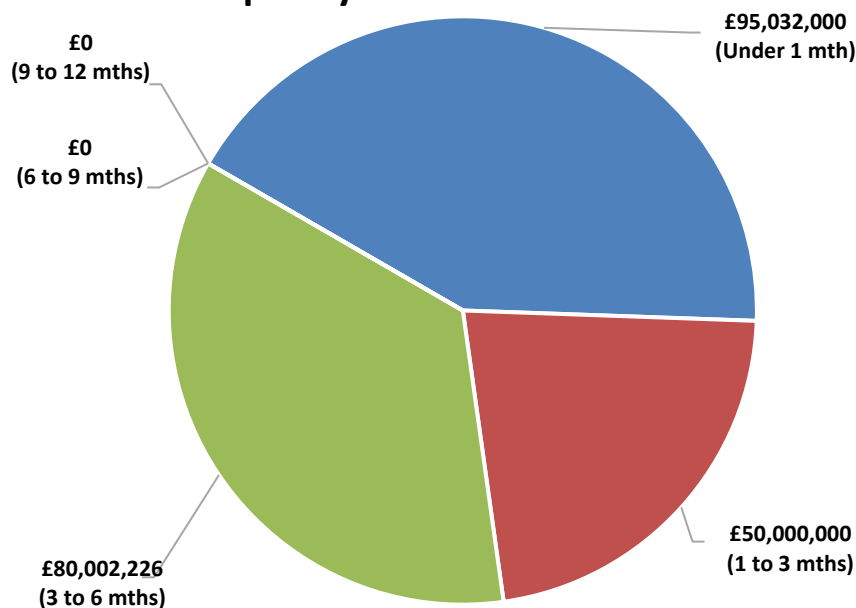
3.1 The Investment Strategy for 2021/2022 was approved by Council on 3rd March 2021. The general policy objective for the Council is the prudent investment of its treasury balances. The Council's investment priorities in order of importance are:

- (A) The **security** of capital;
- (B) The **liquidity** of its investments and then;
- (C) The Council aims to achieve the **optimum yield** on its investments, but this is commensurate with the proper levels of security and liquidity.

3.2 As at 31st August 2021, the funds managed by the Council's in-house team amounted to £225.034 million and all investments complied with the Annual Investment Strategy.

Investment Summary at: 31 August 2021					
Borrower	Duration	Amount of Loan	Rate (%)	Start Date	Maturity Date
Call Accounts:					
NatWest SIBA	Overnight	30,885,000	0.010		Call
Prime MMF	Overnight	14,892,000	0.010		Call
Aberdeen Liquidity Fund	Overnight	49,255,000	0.010		Call
Santander UK Plc	95d Notice	25,000,000	0.250		95 Day Notice
Lloyds Banking Group Ltd	95d Notice	5,002,226	0.050		95 Day Notice
Sub-total:		125,034,226			
Fixed Term Deposits:					
Santander UK Plc	218 days	25,000,000	0.450	06-Nov-20	05-Nov-21
Goldman Sachs Int Bank	182 days	25,000,000	0.250	30-Mar-21	30-Sep-21
Goldman Sachs Int Bank	182 days	10,000,000	0.185	11-Jun-21	10-Dec-21
Goldman Sachs Int Bank	193 days	10,000,000	0.150	25-Jun-21	04-Jan-22
Goldman Sachs Int Bank	176 days	20,000,000	0.140	07-Jul-21	30-Dec-21
Santander UK Plc	183 days	10,000,000	0.200	29-Jul-21	28-01-22
Sub-total:		100,000,000			
TOTAL:		225,034,226			

Investment Liquidity:



- 3.3 The table below shows the return received on these investments compared with the benchmark 7-Day LIBID (London Interbank Bid) rate, which the Council uses to assess its performance.

	2021/2022 Actual to 31/08/21 %	2021/2022 Benchmark to 31/08/21 %
Return on investments	0.12	-0.08*

*the 7-Day LIBID rate is set at 0.125% less than the corresponding 7-Day LIBOR rate, which due to the fall in gilts means the benchmark rate has become negative.

- 3.4 Investments placed in 2021/2022 have been made in accordance with the approved investment strategy and comply with the Counterparty Criteria in place, shown in Appendix B, which is used to identify organisations on the Approved Lending List.
- 3.5 Investment rates available in the market remain lower than those achieved in previous years and reflect the fall in the BoE Base Rate to a historic low of 0.10% on 19th March 2020.
- 3.6 Due to the continuing volatility in the financial markets resulting from Covid-19 the Council has followed advice from our Treasury Management advisers and has operated a more risk adverse strategy by placing funds in shorter dated liquid investments than previously.
- 3.7 Advice also continues that the above guidance is not applicable to institutions considered to be very low risk, mainly where the government holds shares in these organisations (i.e. RBS) and therefore have the UK Government rating applied to them, or separately in respect of Money Market Funds which are AAA rated.
- 3.8 The regular updating of the Council's authorised Lending List is required to take into account financial institution mergers and changes in institutions' credit ratings. Any changes are reflected on the Approved Lending List shown in Appendix C.

Counterparty Criteria

The Council takes into account not only the individual institution's credit ratings issued by all three credit rating agencies (Fitch, Moody's and Standard & Poor's), but also all available market data and intelligence, the level of government support and advice from its Treasury Management advisers.

Set out below are the criteria to be used in determining the level of funds that can be invested with each institution. Where an institution is rated differently by the rating agencies, the lowest rating will determine the level of investment.

Fitch / S&P's Long Term Rating	Fitch Short Term Rating	S&P's Short Term Rating	Moody's Long Term Rating	Moody's Short Term Rating	Maximum Deposit £m	Maximum Duration
AAA	F1+	A1+	Aaa	P-1	120	2 Years
AA+	F1+	A1+	Aa1	P-1	100	2 Years
AA	F1+	A1+	Aa2	P-1	80	2 Years
AA-	F1+	A1+	Aa3	P-1	75	2 Years
A+	F1+ / F1	A-1	A1	P-1	70	365 days
A	F1	A-1	A2	P-1	65	365 days
A-	F1 / F2	A-1 / A-2	A3	P-1 / P-2	50	365 days
Local Authorities (limit for each local authority)					30	2 years
UK Government (including debt management office, gilts and treasury bills)					300	2 years
Money Market Funds (CNAV, LVNAV and VNAV) Maximum amount to be invested in Money Market Funds is £120m with a maximum of £50m in any one fund.					120	Liquid Deposits
Local Authority controlled companies					40	20 years

Where the UK Government holds a shareholding in an institution the UK Government's credit rating of AA- will be applied to that institution to determine the amount the Council can place with that institution for a maximum period of 2 years.

The Code of Practice for Treasury Management in the Public Services recommends that consideration should also be given to country, sector, and group limits in addition to the individual limits set out above. These new limits are as follows:

Country Limit

It is proposed that only non-UK countries with a minimum sovereign credit rating of AA+ by all three rating agencies will be considered for inclusion on the Approved Lending List.

It is also proposed to set a total limit of £50m which can be invested in other countries provided they meet the above criteria. A separate limit of £300m will be applied to the United Kingdom and is based on the fact that the government has done and is willing to take action to protect the UK banking system.

Country	Limit £m
UK	300
Non-UK	50

Sector Limit

The Code recommends a limit be set for each sector in which the Council can place investments. These limits are set out below:

Sector	Limit £m
Central Government	300
Local Government	300
UK Banks	300
Money Market Funds	120
UK Building Societies	100
Foreign Banks	50

Group Limit

Where institutions are part of a group of companies e.g. Lloyds Banking Group, Santander and RBS, the total limit of investments that can be placed with that group of companies will be determined by the highest credit rating of a counterparty within that group, unless the government rating has been applied. This will apply provided that:

- the UK continues to have a sovereign credit rating of AA-; and
- that market intelligence and professional advice is taken into account.

Proposed group limits are set out in Appendix C.

Approved Lending List

Appendix C

	Fitch		Moody's		Standard & Poor's			
	L Term	S Term	L Term	S Term	L Term	S Term	Limit £m	Max Deposit Period
UK	AA-	-	Aa3	-	AA	-	300	
Lloyds Banking Group							Group Limit 70	
Lloyds Bank Plc (RFB)	A+	F1	A1	P-1	A+	A-1	70	365 days
Lloyds Bank Corporate Markets plc (NRFB)	A+	F1	A1	P-1	A	A-1	70	365 days
Bank of Scotland Plc (RFB)	A+	F1	A1	P-1	A+	A-1	70	365 days
Royal Bank of Scotland Group (See Note 1)							Group Limit 75	
The Royal Bank of Scotland Plc (RFB)	A+	F1	A1	P-1	A	A-1	75	2 years
National Westminster Bank Plc (RFB)	A+	F1	A1	P-1	A	A-1	75	2 years
NatWest Markets plc (NRFB)	A+	F1	A2	P-1	A-	A-2	75	2 years
Santander UK plc	A+	F1	A1	P-1	A	A-1	65	365 days
Barclays Bank plc (NRFB)	A+	F1	A1	P-1	A	A-1	65	365 days
Barclays Bank plc (RFB)	A+	F1	A1	P-1	A	A-1	65	365 days
Clydesdale Bank */**	A-	F2	Baa1	P-2	A-	A-2	0	
Co-Operative Bank Plc **	B+	B	B2	NP	-	-	0	
Goldman Sachs International Bank	A+	F1	A1	P-1	A+	A-1	70	365 days
HSBC Bank plc (NRFB)	AA-	F1+	A1	P-1	A+	A-1	70	365 days
HSBC UK Bank plc (RFB)	AA-	F1+	A1	P-1	A+	A-1	70	365 days
Nationwide BS	A	F1	A1	P-1	A	A-1	65	365 days
Standard Chartered Bank	A+	F1	A1	P-1	A	A-1	65	365 days
Close Brothers Ltd	A-	F2	Aa3	P-1	-	-	50	365 days
SMBC Bank International Ltd	A	F1	A1	P-1	A	A-1	65	365 days
Top Building Societies (by asset value)								
Nationwide BS (see above)								
Coventry BS	A-	F1	A2	P-1	-	-	50	365 days

	Fitch		Moody's		Standard & Poor's			
	L Term	S Term	L Term	S Term	L Term	S Term	Limit £m	Max Deposit Period
Leeds BS	A-	F1	A3	P-2	-	-	50	365 days
Nottingham BS **	-	-	Baa3	P-3	-	-	0	
Principality BS **	BBB+	F2	Baa2	P-2	-	-	0	
Skipton BS	A-	F1	A2	P-1	-	-	50	365 days
West Bromwich BS **	-	-	Ba3	NP	-	-	0	
Yorkshire BS	A-	F1	A3	P-2	-	-	50	365 days
Money Market Funds							120	Liquid
Prime Rate Stirling Liquidity	AAA				AAA		50	Liquid
Insight Liquidity Fund	AAA		-		AAA		50	Liquid
Aberdeen Liquidity Fund (Lux)	AAA		AAA		AAA		50	Liquid
Deutsche Managed Sterling Fund	AAA		Aaa		AAA		50	Liquid
Foreign Banks have a combined total limit of £50m								
Australia	AAA		Aaa		AAA		50	
Australia and New Zealand Banking Group Ltd	A+	F1	Aa3	P-1	AA-	A-1+	50	365 days
Commonwealth Bank of Australia	A+	F1	Aa3	P-1	AA-	A-1+	50	365 days
National Australia Bank	A+	F1	Aa3	P-1	AA-	A-1+	50	365 days
Westpac Banking Corporation	A+	F1	Aa3	P-1	AA-	A-1+	50	365 days
Canada	AA+		Aaa		AAA		50	
Bank of Nova Scotia	AA-	F1+	Aa2	P-1	A+	A-1	50	365 days
Royal Bank of Canada	AA	F1+	Aa2	P-1	AA-	A-1+	50	2 years
Toronto Dominion Bank	AA-	F1+	Aa1	P-1	AA-	A-1+	50	2 years
Denmark	AAA		Aaa		AAA		50	
Danske A/S	A	F1	A2	P-1	A	A-1	50	365 days
Finland	AA+		Aa1		AA+		50	
OP Corporate Bank plc	WD	WD	Aa3	P-1	AA-	A-1+	50	2 years
Germany	AAA		Aaa		AAA		50	
DZ Bank AG (Deutsche Zentral-Genossenschaftsbank)	AA-	F1+	Aa1	P-1	A+	A-1	50	365 days
Landwirtschaftliche Rentenbank	AAA	F1+	Aaa	P-1	AAA	A-1+	50	2 years
NRW Bank	AAA	F1+	Aa1	P-1	AA	A-1+	50	2 years
Netherlands	AAA		Aaa		AAA		50	

	Fitch		Moody's		Standard & Poor's			
	L Term	S Term	L Term	S Term	L Term	S Term	Limit £m	Max Deposit Period
Bank Nederlandse Gemeenten	AAA	F1+	Aaa	P-1	AAA	A-1+	50	2 years
Cooperatieve Rabobank U.A.	A+	F1	Aa2	P-1	A+	A-1	50	365 days
Nederlandse Waterschapsbank NV	-	-	Aaa	P-1	AAA	A-1+	50	2 years
Singapore	AAA		Aaa		AAA		50	
DBS Bank Ltd	AA-	F1+	Aa1	P-1	AA-	A-1+	50	2 years
Oversea Chinese Banking Corporation Ltd	AA-	F1+	Aa1	P-1	AA-	A-1+	50	2 years
United Overseas Bank Ltd	AA-	F1+	Aa1	P-1	AA-	A-1+	50	2 years
Sweden	AAA		Aaa		AAA		50	
Svenska Handelsbanken AB	AA	F1+	Aa2	P-1	AA-	A-1+	50	2 years
Switzerland	AAA		Aaa		AAA		50	
Credit Suisse AG	A	F1	A1	P-1	A+	A-1	50	365 days
UBS AG	AA-	F1+	Aa2	P-1	A+	A-1	50	365 days
USA	AAA		Aaa		AA+		50	
Bank of New York Mellon	AA	F1+	Aa1	P-1	AA-	A-1+	50	2 years
JP Morgan Chase Bank NA	AA	F1+	Aa1	P-1	A+	A-1	50	365 days
Wells Fargo Bank NA	AA-	F1+	Aa1	P-1	A+	A-1	50	365 days

Strategic Partners

Cabinet, at its October 2020 meeting, endorsed an unsecured investment with Education Partnership North East (EPNE), based on a detailed business plan, in order to ensure the medium-term financial stability of a key partner in the delivery of the City Plan. As at the 31st August 2021 there have been no funds drawdown by EPNE.

Notes

Note 1 Nationalised / Part Nationalised

The counterparties in this section will have the UK Government's AA- rating applied to them thus giving them a credit limit of £75m.

*/** The Clydesdale Bank (under the UK section) is owned by National Australia Bank

** These will be revisited and used only if they meet the minimum criteria (ratings of A- and above)

Any bank which is incorporated in the United Kingdom and controlled by the Prudential Regulation Authority (PRA) is classed as a UK bank for the purposes of the Approved Lending List.

Risk Management Review of Treasury Management

Set out below are the risks the Council face as a result of carrying out their Treasury Management functions and the controls that are in place to mitigate those risks:

Risk	Controls
<p>1. Strategic Risk</p> <p>The Council's strategic objectives could be put at risk if borrowing costs escalated, or investment income was reduced, or there was a combination of the two. This could result in a negative impact on the Council's budget and could ultimately lead to a reduction in resources for front line services.</p>	<p>This risk is mitigated by the adoption of a Treasury Management Strategy approved by the Council in March each year for the next financial year, in accordance with the CIPFA Code of Practice on Treasury Management. The Treasury Management Strategy sets out a borrowing strategy and investment strategy for the year ahead. The strategy is based on the Treasury Management team's view on the outlook for interest rates, supplemented by the views of leading market forecasters provided by the Council's treasury advisor (currently Link Asset Services).</p> <p>The strategy also sets the Authorised Borrowing Limit (setting the maximum amount that the Council may borrow) and various prudential indicators to ensure the Treasury Management function is monitored and properly managed and controlled.</p>
<p>2. Interest Rate Risk</p> <p>The risk of fluctuations in interest rates affects both borrowing costs and investment income and could adversely impact on the Council's finances and budget for the year.</p>	<p>The Council manages its exposure to fluctuations in interest rates with a view to minimising its borrowing costs and securing the best rate of return on its investments, having regard to the security of capital, in accordance with its approved Treasury Management Strategy.</p> <p>The risk is mitigated due to the prudent view taken on interest rates adopted in the budget after taking into account the Treasury Management team's view of the financial markets, specialist expert advice, other information from the internet, other domestic and international economic data, published guidance and Government fiscal policy.</p> <p>A proactive approach is taken by the Council's Treasury Management team, which closely monitors interest rates on a daily basis and takes necessary actions to help mitigate the impact of interest rate changes over the short, medium and longer term as appropriate.</p>

Risk

Controls

3. Exchange Rate Risk

As a result of the nature of the Council's business, the Council may have an exposure to exchange rate risk from time to time. This will mainly arise from the receipt of income or the incurring of expenditure in a currency other than sterling.

All borrowings and investments are made in sterling and are therefore not subject to exchange rate risk.

This risk is minimal as all other foreign exchange transactions are automatically converted into GBP sterling by the Council's bankers on the day of the transaction.

4. Inflation Risk

There is a risk that the rate of inflation will impact on interest rates as a direct result of the intervention of the Bank of England to control inflation through the use of interest rates, where inflation rates have exceeded or are projected to exceed the target rates agreed between the Bank of England and Government.

Economic data such as pay, commodities, housing and other prices are monitored by the Council's treasury advisors. These are considered as part of an overall view on the influences on inflation rates, which in turn inform the Council's view on interest rate forecasts when drafting annual budgets and reviewing treasury management performance.

Regular meetings are held with treasury advisors to provide updates on economic data to monitor any changes in inflation rates that may influence interest rates so that the Treasury Management Strategy can be revised and updated as necessary and any remedial action taken.

5. Counterparty Risk

The Credit Crunch and problems encountered by some authorities with Icelandic Banks has demonstrated that there is a risk of losing funds/investments deposited with counterparties when carrying out its investment strategy activities.

The prime objective of the Council's treasury management activity in this area is the security of the capital sums it invests. Accordingly, counterparty lists and limits reflect a prudent view of the financial strength of the institutions where funds are deposited.

The Council also only uses instruments set out in its investment policy and places limits upon the level of investment with the Counterparties approved within the Council's Treasury Management Policy and Strategy Statement.

The Executive Director of Corporate Services has delegated authority to amend both the Lending Criteria and the Approved Lending List in response to changes in the financial markets should the need arise and these changes are reported to Cabinet at the next available opportunity.

The Treasury Management team continually monitor information regarding counterparties using credit ratings, news articles, the internet, Credit Default Swap prices, professional advice and other appropriate sources to formulate its own view to keep the approved lending list up to date and fully informed, using the latest available information.

Risk

Controls

6. Capital Financing and Refinancing Risk

There is a risk that opportunities for rescheduling of the Council's debt portfolio are constrained.

The risk is currently mitigated as the Council has access to the funds of the Public Works Loan Board (PWLB) and has the flexibility to temporarily use internal funds as required.

PWLB funding could come under pressure in future years because of the large and increasing amount of public debt incurred by the Government which could see a return to the operation of the PWLB quota system as operated in previous years where Government funding was restricted.

7. Statutory and Regulatory Risk

There is a risk that regulations covering Treasury Management will change and the Council fails to respond to those changes.

The Council ensures full compliance with the current legislative requirements under the Local Government Act 2003 and the Prudential Code, which also requires full compliance with the CIPFA Treasury Management Code of Practice. All Treasury Management Prudential Indicators are monitored daily and all Treasury Management practices fully comply with the Code of Practice and this is reported to and agreed by Council.

8. Treasury Management Arrangements Risk

There is a risk that the Council does not carry out its Treasury Management function effectively and thereby the Council could suffer financial loss as a result.

This is unlikely to happen because the Treasury Management function is required to ensure the Council can comply with all legislative and regulatory requirements. As such the Council has a well-established Treasury Management team that operates under the Executive Director of Corporate Services and is staffed appropriately with a good mix of both experienced and qualified staff.

Training and professional advice is regularly carried out to ensure the team is up to date and that they can inform senior management and Members of all developments and provide the necessary expert advice and guidance in this specialist area of finance.

