

HEALTH AND WELLBEING BOARD

22 June 2023

HEALTHY CITY PLAN: PERFORMANCE OVERVIEW

Report of the Executive Director of Health, Housing and Communities

1.0 Purpose of the Report**2.0**

- 1.1 The purpose of this report is to present the Health and Wellbeing Board with an update on the Healthy City Plan performance framework. The report presents a range of key indicators that have been selected to provide a summary of health and the wider determinants of health for people of all ages in Sunderland. Full details of each indicator are shown within the appendices to the report.

2.0 Background

- 2.1 The Healthy City Plan 2020-2030 includes a performance indicator dashboard for the starting, living and ageing well delivery boards. This is the fourth six-monthly update on the performance dashboard since the Healthy City Plan was agreed in March 2021. The Health and Wellbeing Board receives six-monthly performance updates on these dashboards to its June and December meetings; over the longer-term providing assurance that work is progressing to achieve the aspirations of the Healthy City Plan.
- 2.2 Overall, it should be noted that many of the indicators included here use data impacted by the Covid-19 pandemic. As such, the wider effects of the pandemic are not yet clearly understood.

3.0 Starting Well - Summary of Current Position

- 3.1 The following key updates to indicators since the last report are noted:
- Uptake and maintenance of breastfeeding has increased to 31.4% in quarter 2 2022/23 although is still significantly lower than the England average of 49.1%. A priority of the Best Start in Life Working Group is to promote a culture of breastfeeding. Actions are in place to address this in relation to the 0-19 service and maternity achieving UNICEF Baby Friendly accreditation, ensuring consistent advice and support is provided to women who choose to breastfeed and identifying barriers to breastfeeding in Sunderland using the results of the Infant Feeding Research Project.
 - The rolling annual rate of teenage conceptions published 28th November 2022 for quarter 2 2021/2022 (to September 2021) was 27.4 per 1,000 population, an increase on the previous reporting period. Although the Sunderland rates have increased from 25.1 to 27.4 the England average has stayed the same over the last two quarters at 12.8 and the regional rate has dropped from 19.8 to 19.5. A revised and focused action plan is being

developed based on feedback from the teenage pregnancy action group.

- Data released for the 2021/22 period shows the percentage of children receiving free school meals who achieved a good level of development at the end of Reception was 52.8%. This compares to the NE average of 48.7% and an England average of 49.1%.
- The rate of hospital admissions for mental health conditions amongst under 18-year-olds per 100,000 population is 129.6 for Sunderland (2021/22). During the same period, the rate for the North East is 128.6 and for England is 99.8. The Sunderland rate has increased over the past two years by 9.6%, while the North East has increased by 37% and England by 14.1%.
- The percentage of school pupils with social, emotional, and mental health needs was reported as 3.6% for the 2021/22 period. This compares to 3.3% for the North East and 3% for England. Sunderland has risen just slightly by 0.2% points over the previous year.
- Latest data published in December 2022 (for the academic year 2021/22) shows that 45% of children in Year 6 were overweight (including obese). This is a deterioration from 36.9%, recorded in 2019/20. Overall, average prevalence in 2021/22 in the North East was 40.9% and in England 37.8%. Latest data published in December 2022 (for the academic year 2021/22) shows that 25.3% of children in reception year were overweight (including obese). This is a deterioration from 22.1%, recorded in 2019/20. Overall, average prevalence in 2021/22 in the North East was 24.9% and in England 22.3%. A prevention approach supports the maintaining a healthy weight agenda. Change 4 Life Sunderland continue to offer a varied programme to primary schools from assemblies to 6-week programmes, using NCMP data for a targeted approach. A Belly Bugs pilot intervention to Y3 pupils in several schools is in process, supported by school catering services. The Sunderland Healthy Schools Award includes the Great Active Charter Mark and the new Food & Nutrition Charter Mark, which now has 5 settings accredited at bronze level. The Holiday Activity and Food programme also supports access to physical activity and nutrition through the school holidays. The Starting Well Delivery Board is looking at how to address this with key partners.
- In 2021/22, 26.8% of children under the age of 16 in Sunderland were living in relative low-income families. This is higher than both England (19.9%) and the wider North East (25.8%).

4.0 Living Well - Summary of Current Position

4.1 The following key updates to indicators since the last report are noted:

- The most recently published rate of admissions for alcohol related hospital conditions in Sunderland was 2,668 per 100,000 people during 2021/22. This is higher than both the North East (2,323) and England (1,734). Sunderland's new Alcohol Strategy takes a life course approach to alcohol harm reduction. Priorities include promoting an alcohol free pregnancy, reducing the

availability of cheap alcohol, promoting the responsible sale of alcohol and reducing the harms that alcohol currently causes.

- The prevalence of smoking amongst adults was 15.2% in 2021, based on the latest estimates which were published in December 2022. This represents a fall from the previous year's corrected figure of 18.2%. In respect of overall smoking prevalence (all adults) the City Plan aspiration to reduce smoking prevalence to 5% is now for the year 2030/31 (previous aspiration 5% by December 2025) in line with the national target and the Khan Report.
- The prevalence of smoking amongst adults (18-64 years) in routine and manual occupations stood at 28.9%, for the latest published year (2020). This is higher than the North East (26.1%) and England (24.5%). Targeted work with those working in routine and manual occupations continues to be a priority for Sunderland's Smokefree Partnership, and will be reflected in the refreshed Action Plan from 2023.
- The overall employment rate is 72% for Sunderland, which has risen to slightly above the North East rate of 71.3%.
- Latest data for 2021/22 shows a gap of 65.6% for those with a learning disability from the overall employment rate. This is a marginal increase of 0.1% compared to 2020/21. The gap calculated for the North East was also 65.6%, while for England there was a larger gap of 70.6%.
- The percentage of the population aged 16-64 with an NVQ level 4 qualification has decreased from the previous year to 24.7%. The figure for Sunderland remains below regional and national levels, which are 34.4% and 43.5% respectively. An update on employment and skills is scheduled for a future meeting of the Living Well Delivery Board.
- Self-reported wellbeing - people with a high anxiety score. Latest data released for 2021/22 shows that 22.1% of respondents reported a high anxiety score, which is a reduction from 28.6% the previous year. This compares to 22.6% across England and 22.2% across the North East.
- The suicide rate has fallen slightly to 14.2 per 100,000 (2019-21) from 14.4 per 100,000 for the previous three year period (2018-20). However this is above the North East (13.0) and England (10.4) rate. The suicide prevention action plan is currently being refreshed, to ensure priorities continue to be evidence based and address local priorities.
- A new measure on food insecurity is now published by the Office for Health Improvement and Disparities: 'Food Insecurity – percentage of local authority population living in areas at highest risk of food insecurity.' The figure for Sunderland is 44%, which is the fourth highest in the North East. It is recommended that this indicator be included in the next Living Well performance report and then reviewed for usefulness.

5.0 Ageing Well - Summary of Current Position

5.1 The following key updates to indicators since the last report are noted:

- Emergency hospital admissions due to falls aged 65 and over per 100,000 population have fallen in 2021/22 to 2,710 per 100,000, from 3,164 in 2020/21. The Sunderland rate is above the region (2,531 per 100,000) and England (2,100 per 100,000).
- Social isolation: the percentage of adult social care users who have as much social contact as they would like (18+ years) is 44.2% in 2021/22. This is a fall from the previous recorded figure in 2019/20 of 55.1% in 2019/20. The indicator was not updated in 2020/21 due to the impact of Covid19. Warm spaces across the city are supporting isolated residents, and interviews carried out with attendees have highlighted the importance of addressing social isolation, bringing people together and supporting more integrated communities. There are 122 ageing well ambassadors who reach the ageing well population, especially isolated people and people who do not use technology. Ageing well reporters are being recruited and trained as part of the new We'ar Shining the Light news team, to share positive stories of later life and cover reports on local arts, culture, sports and nostalgia.
- Hip fractures in people aged 65 and over (per 100,000 population) were 644 in 2021/22. This represents a slight decrease compared to the 2020/21 period when the rate was 656 (per 100,000 population).
- Latest data covering the period August 2020 to July 2021 shows an excess winter deaths (winter mortality) index amongst those age 85 and over of 17.5% for Sunderland. This compares with 28.6% for the North East, and the figure for Sunderland is significantly better than the figure of 42.8% for England.
- Mortality from all causes considered preventable is no longer being updated. A new indicator on Under 75 mortality from all causes has replaced this, using new definitions on avoidable and preventable mortality, agreed in 2019. Sunderland had a rate of 273.6 (per 100,000), which is statistically significantly higher than the regional rate of 228.2 and the England rate of 183.2 (per 100,000).



Across all the indicators there are a range of inequalities – geography, equality protected characteristics, socio-economic and other vulnerable groups.


6.0 Recommendations




- 6.1 It is recommended that the Health and Wellbeing Board:
- i. notes the contents of the report;
 - ii. adds an additional indicator on food insecurity to the Living Well performance report;
 - iii. considers the actions and whether they are sufficient where targets are not being met; and
 - iv. continues to receive six-monthly performance updates on the Healthy City Plan performance dashboard.

Appendix 1 – Starting and Developing Well Indicators




HWBB Dashboard - Starting & Developing Well

Performance Indicator	Latest data	Latest data Target	Latest data period	Narrative
<p>Women who smoke at time of delivery (national measure)</p> 	14% (annual)	10% (annual)	2021/22	<p>The annual figure for the percentage of women smoking at the time of delivery in Sunderland during 2021/22 is 14.0%. This is a reduction on the figure of 15.1% reported in 2020/21. However, it remains above the North East and Yorkshire figure of 12.1% and above the England figure of 9.1%.</p> <p>Please note, quarterly rates tend to fluctuate significantly due to the relatively small numbers of individuals being measured and depending upon the particular cohort of pregnant women. The annual rate is therefore a more robust measure to monitor, with quarterly rates being helpful as a guide to monitor trends over the year.</p> <p>Reducing the rates of tobacco dependency in pregnant women is a high priority for the Sunderland Smokefree Partnership and within the Best Start in Life work stream, and partners are working closely together to embed the Treating Tobacco Dependency pathway as part of the NHS Long Term Plan.</p> <p>(The percentage of women smoking at the time of delivery for quarter 3 2022/23 was 14.3%; this is an increase from 11.7% the previous quarter and represents 89 women smokers at time of delivery of 621 maternities.)</p>
<p>Under 18 alcohol admissions per 100,000</p> 	76	55.4	2020/21	<p>The rate of alcohol related hospital admissions amongst under 18s for the 3-year period from 2018/19-20/21 is 76.0 per 100,000 in Sunderland. This represents a reduction from 82.4 in the previous reporting period (2017/18- 2019/20). Under 18s admission rates remain above both the regional (52.0) and England (29.3) average.</p> <p>The rate of 76 per 100,000 in the most recent reporting period continues the downward trend which has been seen since the reporting period of 2013/14 - 2015/16, when the rate was 115.1. This represents a reduction of 63 people over the same time period.</p> <p>As part of the substance misuse treatment and recovery grant a post has been funded within the Youth Drug and Alcohol Project (YDAP) for 22/23 to increase referrals of young people into</p>







Performance Indicator	Latest data	Latest data Target	Latest data period	Narrative
				<p>treatment. This is being expanded and an additional assertive outreach post is being funded for 23/24.</p> <p>A model of implied consent has been adopted for young people attending A&E for drug and alcohol related conditions; they will be referred directly to YDAP to support their recovery journey and prevent repeat admissions</p> <p>Work is being undertaken with Northumbria Police and the Violence Reduction Unit to apply a Focused Deterrence Model to target young people who are disproportionately responsible for serious and violence related crime. The approach involves working with partners to identify the wider determinants of the root causes which will support individuals to make lasting changes and reduce risk taking behaviours, problematic substance misuse and alcohol use and reduce exposure to further harm.</p>
<p>% of infants being breastfed at 6-8 weeks (prevalence)</p> 	31.4%	27%	Q2 2022/23	<p>Latest available data for Quarter 2 of 2022/23 shows the percentage of infants being breastfed at 6-8 weeks in Sunderland was 31.4%. This is a 1.3 percentage point increase from the previously available data from Q1. The North East figure for Quarter 2 was 35.8% and the England figure is 49.1%.</p> <p>Latest local (unvalidated) data from the health visiting service shows that breastfeeding prevalence at 6-8 weeks was 34.3% for the month of March 2023. The provider has been undertaking work to ensure any data quality issues are addressed, so the indication is that the rates being reported in Sunderland should soon start to show an improvement.</p> <p>In April 2023 the 0-19 Public Health Service were assessed for UNICEF UK Baby Friendly Initiative level 3 status, with good feedback received overall.</p> <p>Latest official reported <i>annual</i> data (21/22) shows that breastfeeding prevalence in Sunderland was 27.6%. The North East figure was 35.7%, and for England 49.2%.</p> <p>For info: Latest official reported <i>annual</i> data (21/22) shows that breastfeeding <i>initiation</i> (baby's first feed breastmilk) in Sunderland was 48.6%, so it is important that maternity services are able to increase this to help drive an increase in breastfeeding initiation. The local maternity services no longer have UNICEF UK Baby Friendly Initiative accreditation but have committed to achieving this and are working towards level 1 status, with a new infant feeding co-ordinator now in post supporting this work. The North East figure was 63.9%, and for England 71.7%.</p>



Performance Indicator	Latest data	Latest data Target	Latest data period	Narrative
				A priority of the Best Start in Life Working Group is to promote a culture of breastfeeding. Actions are being taken to address this in relation to the 0-19 service and maternity achieving UNICEF Baby Friendly accreditation, ensuring consistent advice and support is provided to women who choose to breastfeed and identifying barriers to breastfeeding in Sunderland using the results of the Infant Feeding Research Project.
Prevalence of children in Year 6 living with overweight (incl. obesity) 	45%	36.7%	2021/22	<p>Latest data published in December 2022 (for the academic year 2021/22) shows that 45% of children in Year 6 were overweight (including obese). This is a deterioration from 36.9%, recorded in 2019/20. Overall, average prevalence in 2021/22 in the North East was 40.9% and in England 37.8%, meaning that Sunderland prevalence is significantly higher than the England average and higher than the North East average.</p> <p>This Sunderland prevalence is the highest on record since 2006/07 and is currently the highest in the North East.</p> <p>A prevention approach supports the maintaining a healthy weight agenda. Change 4 Life Sunderland continue to offer a varied programme to primary schools from assemblies to 6-week programmes, using NCMP data for a targeted approach. A Belly Bugs pilot intervention to Y3 pupils in several schools is in process, supported by school catering services. The Sunderland Healthy Schools Award includes the Great Active Charter Mark and the new Food & Nutrition Charter Mark, which now has 5 settings accredited at bronze level. The Holiday Activity and Food programme also supports access to physical activity and nutrition through the school holidays.</p>
Prevalence of children in Reception living with overweight (incl. obesity) 	25.3%	22.1%	2021/22	<p>Latest data published in December 2022 (for the academic year 2021/22) shows that 25.3% of children in reception year were overweight (including obese). This is a deterioration from 22.1%, recorded in 2019/20. Overall, average prevalence in 2021/22 in the North East was 24.9% and in England 22.3%, meaning Sunderland prevalence is significantly higher than the England average and higher than the North East average.</p>
Teenage pregnancy (under 18 conceptions rate per 1,000) rolling year 	27.4	23.4	Q2 2021/22	<p>The rolling annual rate of teenage conceptions published 28th November 2022 for quarter 2 2021/2022 (to September 2021) was 27.4 per 1,000 population, an increase on the previous reporting period. The impact of Covid and local intelligence around an increase in teenage conceptions, is starting to appear in the published data, fluctuating quarter to quarter.</p> <p>Although the Sunderland rates have increased from 25.1 to 27.4 the England average has stayed the same over the last two quarters at 12.8 and the regional figure has dropped from 19.8 to 19.5.</p> <p>A revised and focused action plan is being developed based on feedback from the teenage pregnancy action group.</p> <p>The children and young people's enhanced offer in Sexual health services is at full complement - access to contraception and pregnancy options advice.</p>




Performance Indicator	Latest data	Latest data Target	Latest data period	Narrative
				<p>Increasing access to LARC within Primary Care is progressing with 2 PCN localities identified to be part of a pilot in support of this agenda.</p> <p>The programme of work in place to support this area of work includes:</p> <ul style="list-style-type: none"> • ongoing offer of the C-Card for young people (from age 13) • provision of sexual health advice and support, including pregnancy testing, access to condoms and emergency contraception via the school nursing service • provision of targeted sessions delivered in schools, via the school nursing service and the sexual health promotion team (within the specialist sexual health service) • provision of access to free emergency contraception through a number of pharmacies in Sunderland and via the specialist sexual health service • provision of access to free long-acting contraception via some primary care services in Sunderland and via the specialist sexual health service; work is ongoing with primary care networks to establish a 'hub' approach to provision of LARC in primary care, to widen choice for point of access • when statutory relationships and sex education and health education (RSHE- was introduced, dedicated resource was put in place for 2 years, to support schools in implementing this and ensure quality assurance of the work being delivered • Brook is providing outreach and educational provision in Sunderland, for young people aged 11-18, with a focus on promoting healthy relationships and an understanding of acceptable behaviours and attitudes in relation to relationships and sexual health, alongside pregnancy choices • a Young Person's contraceptive nurse is established within the specialist sexual health service, providing an in-clinic and outreach-based model, ensuring young people can access contraception easily - especially in emergency situations. An options advisor is also part of this model.
<p>Children eligible for free school meals achieving a good level of development (GLD) at the end of Reception</p> <p>(Not possible to compare with previous period)</p>	52.8%		2021/22	<p>Data released for the 2021/22 period shows the percentage of children receiving free school meals who achieved a good level of development at the end of Reception was 52.8%. This compares favourably to the NE average of 48.7% and an England average of 49.1%.</p> <p>This is the first publication since the 2021 to 2022 EYFS reforms were introduced in September 2021. As part of those reforms, the EYFS profile was significantly revised. It is therefore not possible to directly compare 2021 to 2022 assessment outcomes with earlier years. It is also the first release since the publication of the 2018 to 2019 statistics, as the 2019 to 2020 and 2021 to 2022 data collections were cancelled due to coronavirus (COVID19).</p>






Performance Indicator	Latest data	Latest data Target	Latest data period	Narrative
Proportion of children in relative low-income families aged under 16 	26.8%		2021/22	<p>In 2021/22, 26.8% of children under the age of 16 in Sunderland were living in relative low-income families. This is higher than both England (19.9%) and the wider North East (25.8%).</p> <p>Over the past 5 years, the Sunderland rate has increased by 3.5 percentage points, whilst England increased by 1.9 and the North East by 2.9.</p> <p>However, the Sunderland and North East proportions have fallen over the past 2 years, whereas England saw a rise.</p>
Hospital admissions for mental health conditions under 18-year-olds (per 100k population) 	129.6		2021/22	<p>The rate of hospital admissions for mental health conditions amongst under 18-year-olds per 100,000 population is 129.6 for Sunderland (2021/22). During the same period, the rate for the North East is 128.6 and for England is 99.8. The Sunderland rate has increased over the past two years by 9.6%, while the North East has increased by 37% and England by 14.1%.</p>
% School pupils with social, emotional & mental health needs 	3.6%		2021/22	<p>The percentage of school pupils with social, emotional and mental health needs was reported as 3.6% for the 2021/22 period. This compares to 3.3% for the North East and 3% for England. Sunderland has risen just slightly by 0.2% points over the previous year.</p>




Appendix 2 – Living Well Indicators

Performance Indicator	Latest data	Latest data Target	Latest data period	Narrative
Healthy Life Expectancy at Birth - Female 	56.87		2020/21	Most recent data released on 4 March 2022 relates to the 2018-20. This shows that the healthy life expectancy for females in Sunderland was calculated at 56.9 years. This is lower than both the North-East value of 59.7 years and the England value of 63.9 years. Compared to the previous period, this represented a decrease of 0.4 years for Sunderland. The North East increased by 0.7 years compared to the previous period, whilst England as a whole also increased (by 0.4 years).
Healthy Life Expectancy at Birth - Male 	56.1		2020/21	Most recent data released on 4 March 2022 relates to the 2018-2020. This shows that the healthy life expectancy for males in Sunderland was calculated at 56.1 years. This is lower than both the North-East value of 59.1 years and the England value of 63.1 years. Compared to the previous period, this represented a decrease of 1.4 years for Sunderland. The North East has decreased by 0.3 years since the previous period, and England as a whole decreased (by 0.1 years).
Life expectancy at birth (Males) 	76.6		2020/21	Most recent data released in November 2021 relates to the 2018-2020 period. As such, it includes data for the first 9 months of the Covid-19 pandemic. It shows that life expectancy for males in Sunderland was calculated at 76.6 years. This is lower than both the North-East value of 77.6 years and the England value of 79.4 years. Compared to the previous period, this represented a decrease of 0.4 years. The North East and England as a whole also decreased (both by 0.4 years).
Life expectancy at birth (Female) 	80.9		2020/21	Most recent data released in November 2021 relates to the 2018-2020 period. As such, it includes data for the first 9 months of the Covid-19 pandemic. It shows that life expectancy for females in Sunderland was calculated at 80.9 years. This is lower than both the North-East value of 81.5 years and the England value of 83.1 years. Compared to the previous period, this represented a decrease of 0.5 years. The North East and England as a whole also decreased (both by 0.3 years).
Inequality in life expectancy at birth (male) 	11.3		2019/20	Latest data released for the period 2018-20 shows the inequality in life expectancy that may be experienced by males in the most deprived areas of Sunderland as 11.3 years. This measure has remained at or slightly above 11 years for the previous 4 reporting periods after reaching a comparative low of 9.5 years in the 2011-13 period. It compares to an England wide average of 9.7 years and a North East wide average of 12.5 years.
Inequality in life expectancy at birth (female) 	9.6		2019/20	Latest data released in February 2022 for the period 2018-20 shows the inequality in life expectancy that may be experienced by females in the most deprived areas of Sunderland as 9.6 years. This measure has remained at or slightly above 8 years for the last 5 reporting periods after reaching a comparative low of 6.9 years in the 2010-12 period. It compares to an England wide average of 7.9 years and a North East wide average of 10.0 years.



Performance Indicator	Latest data	Latest data Target	Latest data period	Narrative
Admission episodes for alcohol-related conditions (Broad) (Persons) 	2,668		2021/22	<p>The most recently published rate of alcohol related hospital admissions in Sunderland was 2,668 per 100,000 people during 2021/22. This is higher than both the North East (2,323) and England (1,734).</p> <p>Reducing alcohol harms continues to be a priority of the Health and Wellbeing Board and Sunderland Drug and Alcohol Partnership, which includes a wide range of partner organisations. Sunderland's new alcohol strategy was endorsed by the Health and Wellbeing Board in March 2023. It includes priorities around promoting an alcohol-free pregnancy, promoting an alcohol-free childhood, creating a culture where people drink less alcohol, reducing availability of cheap alcohol, and promoting the responsible sale of alcohol.</p> <p>The strategy uses a life course approach to alcohol harm reduction, recognising that risks accumulate throughout a person's life and as such, it will be a mixture of universal and targeted action. The objectives are around prevention and early intervention; providing specialist interventions to promote a quality treatment and recovery system; and protect children, young people and families from alcohol related harm. An action plan to support the strategy and delivery of the priorities will be developed with the Sunderland Drug and Alcohol Partnership by September 2023.</p> <p>Significant investment has also been made into services which support residents with alcohol via the substance misuse recovery grant; this includes additional investment in the alcohol care team in Sunderland Royal, adult substance misuse provider, and NERAF.</p> <p>Following Census 2021, the Office for National Statistics (ONS) is carrying out reconciliation and rebasing of the mid-year population estimates (MYE) it produces. The official population estimates for mid-2012 to mid-2020 will be revised to incorporate the data now available from Census 2021. Once revised populations for mid-2012 to mid-2020 are published, the updated back series for this indicator will be published.</p>
Proportion of adults who are overweight or obese 	69.1%	66%	2020/21	<p>Latest data for 2020/21 reports 69.1% adults in Sunderland are overweight or obese. This is lower than the previous figure of 73.5%, and marginally below the North East (67.7%) but above the England (63.5%) average.</p> <p>Active Sunderland deliver a number of sport festivals, events and a weekly walking programme to inspire people to become more active.</p> <p>In 2021 Sunderland secured funding to deliver a Tier 2 Adult Weight Management Service. The programme started in August 2021 and funding was available until December 2022. The</p>




Performance Indicator	Latest data	Latest data Target	Latest data period	Narrative
				programme was evaluated and public health funding has been agreed to continue for a further 2 years, targeted at 3 geographical areas each year, where need is greatest (people will be able to access from across the City).
Smoking prevalence 	15.2%	13%	2020/21	<p>The prevalence of smoking amongst adults was 15.2% in 2021, based on the latest estimates which were published in December 2022. This is higher than both the North East (14.8%) and England (13.0%), but represents a fall from the previous year's corrected figure of 18.2%.</p> <p>Tobacco control continues to be a priority of the Health and Wellbeing Board and Sunderland Smokefree Partnership, which includes a wide range of partner organisations. They are continuing to work together to drive their ambitions to move towards a society free from tobacco, supporting smokers to quit and young people not to start. An action plan refresh is planned for 2023 to support these ambitions.</p> <p>The Specialist Stop Smoking Service continues to provide high-quality, evidence-based specialist support to smokers to quit and acts as a single point of contact for all stop smoking services in Sunderland. From April 2023 there will be a renewed focus on targeting high prevalence priority groups and a lead practitioner approach will be introduced to strengthen leadership across the system and support key partners within the NHS, Children's Services and beyond.</p> <p>In respect of overall Smoking prevalence (all adults) the City Plan aspiration to reduce smoking prevalence to 5% is now for the year 2030/31 (previous aspiration 5% by December 2025). This is in line with national guidance and the Khan Report.</p>
Overall employment rate 	72%	71.5%	Q2 2022/23	<p>The latest figures relating to Oct 2021 - September 2022 show that Sunderland's employment rate at 72%, has increased compared with the same period in the previous year (at 66%). The Sunderland rate has risen to slightly above the North-East rate of 71.3%. The numbers of people in employment for those aged 16 and over is 122,600.</p> <p>N.B. Figures are recorded as at publication and figures for the period may be adjusted in subsequent publications.</p>
Claimant Count 	5.6%	7.2%	February 2022	Data released in March 2022 shows the claimant count in February 2022 decreased to 5.6% (down from 5.7% in January) and compares to a rate of 7.8% for the same period in the previous year.

Performance Indicator	Latest data	Latest data Target	Latest data period	Narrative
Self-reported wellbeing - people with a high anxiety score 	22.1%		2021/22	Latest data released in February 2023 for 2021/22 shows that 22.1% of respondents reported scoring between 6-10 in relation to the question of 'Overall, how anxious did you feel yesterday?' This compares to 22.6% across England and 22.2% across the North East. It represents a fall from 28.6% the previous year.
Smoking prevalence in adults in routine and manual occupations (18-64) current smokers 	28.9%		2020/21	<p>Latest data for the calendar year 2020 shows the prevalence of smoking amongst adults (18-64) in routine and manual occupations at 28.9%. This is higher than the North East of 26.1% and across England of 24.5%. Data for Sunderland for 2020 represents an increase in the prevalence of smoking amongst this group from 25.7%.</p> <p>N.B. This figure has been revised due to changes in the methodology for recording that took place during the pandemic.</p> <p>Targeted work with those working in routine and manual occupations continues to be a priority for Sunderland's Smokefree Partnership, which will be reflected in the refreshed Action Plan from 2023.</p>
Gap in the employment rate between those with a long-term health condition and the overall employment rate 	12.7		2021/22	<p>Latest data for 2021/22 shows a gap of 12.7% for those with a long-term health conditions from the overall employment rate. This is a decrease of 0.5% in comparison with 2020/21.</p> <p>The current position in Sunderland compares to a gap of 9.9% across England and 13.8% across the North East.</p>
Gap in the employment rate for those in contact with secondary mental health services and the overall employment rate 	61.8		2020/21	Latest data for 2020/21 indicates a gap of 61.8% for those in contact with secondary mental health conditions from the overall employment rate. This has increased by 0.6% compared to 2019/20. It is higher than the gap of 60.2% for the North East, but smaller than the gap for England (66.1%).
Gap in the employment rate between those with a learning disability and the overall employment rate 	65.6		2021/22	Latest data for 2021/22 shows a gap of 65.6% for those with a learning disability from the overall employment rate. This is a marginal increase of 0.1% compared to 2020/21. The gap calculated for the wider North East was also 65.6%, while for England there was a wider gap of 70.6%.

Performance Indicator	Latest data	Latest data Target	Latest data period	Narrative
<p>The % of households in Sunderland considered to be fuel poor</p> 	14.6%		2020/21	<p>Data released in April 2022 covers the 2020 period and estimates that 14.6% of households in Sunderland are fuel poor (18,513 of 127,030 households). This is a small decrease of 0.7% compared to data covering 2019. Across the wider North East, it is estimated that 14.4% of households are fuel poor. This also represents a decrease from 2019 (0.4%). The West Midlands are estimated to have the highest levels in England at 17.8%, whilst the South East has the lowest at 8.6%.</p> <p>Within the North East, Middlesbrough and Newcastle have the highest estimated levels at 16.8% and North Tyneside has the lowest at 12.4%.</p>
<p>% of the population aged 16-64 with an NVQ Level 4 qualification</p> 	24.7%		2021/22	<p>Data released April 2022 relates to calendar year 2021. The latest performance data for Sunderland shows that the proportion of residents qualified to at least NVQ Level 4 is 24.7% (42,500 in number). This is a decrease on the previous year's figure 2019 of 28.7% (adjusted in the latest release). The city figure remains below the regional and national levels which now stand at 34.4% and 43.5% respectively. Data is calculated from the Annual Population Survey (APS). This is a sample based survey and thus subject to sampling variations. For example, the confidence interval (which gives the range in which the true population value is likely to fall) for 2013 was 2.6%, thus the actual figure was likely to fall between 21.7% and 26.9%. The % is a proportion of resident population of the area aged 16-64. Level NVQ4 equivalent and above includes HND, Degree and High Degree level qualifications or equivalent.</p>
<p>Suicide Rate (persons) per 100,000</p> 	14.2		2021/22	<p>The suicide prevention action plan is currently being refreshed, to ensure priorities continue to be evidence based and address local priorities. The Public Health Practitioner post for Public Mental Health has been successfully appointed to and the new post holder started in May 2023.</p> <p>The Public Mental Health Concordat for Sunderland was endorsed and signed off by OHID in January 2023; this framework and action plan will support work to improve mental health wellbeing, which will contribute to the suicide prevention agenda.</p> <p>A new programme of suicide prevention training (A Life Worth Living) has been commissioned, with the contract awarded for 4 years from 1st December 2022. This training is available to people who live and work in Sunderland and is provided by Washington Mind.</p> <p>Signage on bridges has been updated and additionally further Samaritans signage has been erected at key points on both sides of Wearmouth Bridge, promoting the helpline number and the message 'Talk to us, we'll listen'.</p>

Appendix 3 – Ageing Well Indicators

Performance Indicator	Latest data	Latest data Target	Latest data period	Narrative
<p>Emergency hospital admissions due to falls aged 65 and over per 100,000 population</p> 	2,710		2021/22	<p>Latest data for the period 2021/22 shows that the rate of emergency hospital admissions due to falls in people aged 65 and over was 2,710 per 100,000. This represents a fall of 14% compared to the rate of 3,164 per 100,000 in 2020/21. The Sunderland rate is above the region (2,531 per 100,000) and England (2,100 per 100,000). This is a fall from the previous recorded figure of 3,164.</p> <p>N.B. Following Census 2021 ONS is carrying out reconciliation and rebasing of the mid-year population estimates (MYE) it produces. The official population estimates for mid-2012 to mid-2020 will be revised to incorporate the data now available from Census 2021. Once revised populations for mid-2012 to mid-2020 are published the updated back series for this indicator will be published.</p>
<p>Social isolation: % of adult social care users who have as much social contact as they would like (18+ years)</p> 	44.2		2021/22	<p>Latest data released in February 2023 for 2021/22 shows 44.2% of adult social care users reported having as much social contact as they would like. This is higher than both the wider North East (41.6%) and England (40.6%), but represents a fall from 55.1% for the previous recorded data in 2019/20.</p> <p>The Covid-19 impact from March 2020 onwards has had an effect on adult social care data collections, processing and quality assurance. The 2020 to 2021 Adult Social Care survey was voluntary for councils to participate. As only 18 councils participated, this indicator has not been updated for 2020 to 2021 in the profile.</p>
<p>Under 75 Mortality rate from causes considered preventable (per 100,000 population)</p> <p>(Not possible to compare with previous period)</p>	273.6		2021	<p>Data for 2021 released in March 2023 showed that Sunderland had an under 75 mortality rate from all causes considered preventable of 273.6, statistically significantly higher than the regional rate of 228.2 and the England rate of 183.2.</p> <p>This is a new mortality indicator and previous data is not available. With advances in medical technology and wider public health interventions, deaths from conditions previously not preventable may have since become preventable. This means the preventable mortality definition requires review and, if appropriate, revisions. In 2017, an Organisation for Economic Co operation and Development (OECD) working group was set up to review the definitions of avoidable and preventable mortality used internationally with a remit to create a harmonised definition. The group proposed a new definition of avoidable and preventable mortality and in 2019, the ONS ran a public consultation to review this definition. As a result of the consultation, it was agreed the ONS would implement the new international avoidable and preventable mortality definition to ensure statistics were comparable.</p>

Performance Indicator	Latest data	Latest data Target	Latest data period	Narrative
Hip fractures in people aged 65 and over (per 100,000 population) 	644		2021/22	<p>Data covering the period 2021/22 provides a rate of 644 hip fractures in people aged 65 and over (per 100,000) in Sunderland. It represents a slight decrease compared to the 2020/21 period when the rate was 656. This compares to a rate of 612 for the wider North East and 551 for England as a whole.</p> <p>Following Census 2021, the Office for National Statistics (ONS) is carrying out reconciliation and rebasing of the mid-year population estimates (MYE) it produces. The official population estimates for mid-2012 to mid-2020 will be revised, to incorporate the data now available from Census 2021. Once revised populations for mid-2012 to mid-2020 are published, the updated back series for this indicator will be published.</p>
Estimated dementia diagnosis rate (aged 65 and over) 	60.5%		2021/22	<p>Latest data for 2021/22 indicates that 60.5% of those aged 65 and over who are estimated to have dementia have been diagnosed. Across the wider North East, this is reported as 66.6% whilst for England as a whole it is 62.0%.</p>
Winter mortality (previously known as Excess winter deaths) index (age 85+) 	17.5%		2020/21	<p>Latest data covering the period August 2020 to July 2021 shows an excess winter deaths (winter mortality) index amongst those age 85 and over of 17.5% for Sunderland. This compares with 28.6% for the North East, and the figure for Sunderland is significantly better than the figure of 42.8% for England.</p> <p>It represents an increase from 1.1% during the previous 2019/20 period. However, figures for 2019/20 have recently been revised to include Covid-19 deaths. The scale of Covid-19 deaths during non-winter months has fundamentally disturbed the data-time series, so 2019/20 deaths should be interpreted with caution.</p>

Data as at 1 May 2023