

**Statement
of
Accounts

2019/2020**

Contents

	<u>Page</u>
Introduction	2
Narrative Statement	3
Responsibilities for the Statement of Accounts	15
Certification of the Statement of Accounts	16
Independent Auditor's Report to the Members of Sunderland City Council	17
Annual Governance Statement	24
Financial Statements:	
Movement in Reserves Statement	29
Comprehensive Income and Expenditure Statement	30
Balance Sheet	31
Cash Flow Statement	32
Notes to the Financial Statements	33
Supplementary Statement:	
Collection Fund Statement	125
Notes to the Collection Fund Statement	126
Group Financial Statements:	
Group Financial Statements - Narrative Statement	128
Group Financial Statements - Movement in Reserves Statement	129
Group Financial Statements - Comprehensive Income and Expenditure Statement	130
Group Financial Statements - Balance Sheet	131
Group Financial Statements - Cash Flow Statement	132
Notes to the Group Financial Statements	133
Glossary of Terms	142

Introduction

A published and audited Statement of Accounts is at the heart of ensuring proper accountability for the use of local and national taxpayers' money. We recognise, however, that the Council's Accounts can only tell part of the story. The Council needs to continue to demonstrate that it is aiming to operate to the highest standards of conduct in accordance with the principles of corporate governance and has a robust system of internal control in place.

In line with guidance issued by CIPFA, the Council has a well-established Audit and Governance Committee which carries out the role of an Audit Committee. The role of this Committee involves approving the Statement of Accounts, as well as reviewing arrangements for areas such as treasury management, risk management, the wider internal control environment and consideration of internal and external audit plans, progress reports and annual reports

With regard to corporate governance, the Council considers an annual review of its Local Code of Corporate Governance. The 2019/2020 review has been completed and was considered by the Chair of the Audit and Governance Committee in June 2020 and presented to the full Committee in July 2020. The Code follows the framework recommended by CIPFA / SOLACE. The review assesses the Council's arrangements for compliance with the Code, which identifies the underlying principles of corporate governance - openness and inclusivity, integrity, and accountability – across the various dimensions of the Council's business. The review found that the Council's arrangements continue to be regarded as fit for purpose in accordance with the governance framework, with the exception of Children's Safeguarding linked to previous Ofsted inspections. The Covid-19 pandemic has not impacted on the effectiveness of the Council's governance arrangements for the year. A small number of areas for improvement and development have been identified which will be acted upon during 2020/2021.

Within the Statement of Accounts, an Annual Governance Statement has been included, which confirms that there are sound systems of internal control in place. We will, however, continue to ensure action is taken where necessary to maintain and develop the system of internal control in the future.

Councillor Graeme Miller
Leader of the Council

Jon Ritchie
Executive Director of Corporate Services

Dated: 16 October 2020

Narrative Statement

Introduction to Narrative Statement

The Narrative Statement provides information about Sunderland, the Council's performance and its Accounts. The narrative provides:

- a summary of both the non-financial and financial performance of the Council during 2019/2020 and focuses on the key matters that are of relevance to the readers of the Accounts; and
- a forward look at issues that will affect the Council's operation in 2020/2021 and beyond.

Financial Statements presented within the Statement of Accounts 2019/2020

The financial highlights noted in the Narrative Statement are reflected in the Statement of Accounts and Notes to the Accounts for 2019/2020.

The Accounts set out the Council's income and expenditure for the year, and its financial position at 31 March 2020. The format and content of the financial statements is prescribed by the CIPFA Code of Practice on Local Authority Accounting in the United Kingdom 2019/2020, which in turn is underpinned by International Financial Reporting Standards. Whilst the format of the accounts does not reflect the way we monitor and present information during the year, the accounts are fully reconciled to our in-year results.

The financial statements required to be prepared under the Code are:

1. **Statement of Responsibilities** - This discloses the respective responsibilities of the Council and the Executive Director of Corporate Services.
2. **Movement in Reserves Statement (MiRS)** - This statement shows the movement in the year on the different reserves held by the Council, analysed into 'usable reserves' (i.e. those that can be applied to fund expenditure or reduce local taxation) and other unusable reserves.
3. **Comprehensive Income and Expenditure Statement** - This statement shows the accounting costs in the year of providing services in accordance with generally accepted accounting practice, rather than the amount to be funded from taxation. Authorities raise taxation to cover expenditure in accordance with regulations; this may be different from the accounting cost. The taxation position is shown in the Movement in Reserves Statement.
4. **Balance Sheet** - The Balance Sheet shows the value of the assets and liabilities recognised by the Council at the year end. The net assets of the Council (assets less liabilities) are matched by reserves held by the Council.
5. **Cash Flow Statement** - The Cash Flow Statement shows the changes in cash and cash equivalents of the Council during the reporting period.
6. **Notes** - The Notes to the financial statements have three significant roles, they:
 - present information about the basis of preparation of the financial statements and the specific accounting policies used;
 - disclose information that is required by the Code that is not presented elsewhere in the financial statements; and
 - disclose information that is not presented elsewhere in the financial statements but is relevant to their understanding.
7. **Collection Fund Statement** - The Collection Fund is a statement that reflects the statutory obligation for billing authorities to maintain a separate Collection Fund for Council Tax and Business Rates. The statement shows the transactions of the billing authority in relation to the collection from taxpayers and the distribution between the Council, its precepting bodies and the Government.
8. **Group Accounts** - The Group Accounts present the financial statements and associated notes for the Council together with its subsidiaries and joint ventures.

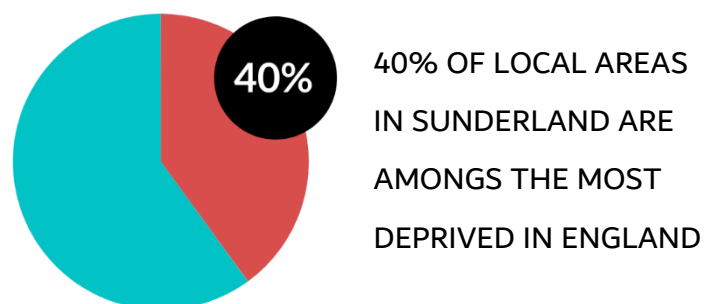
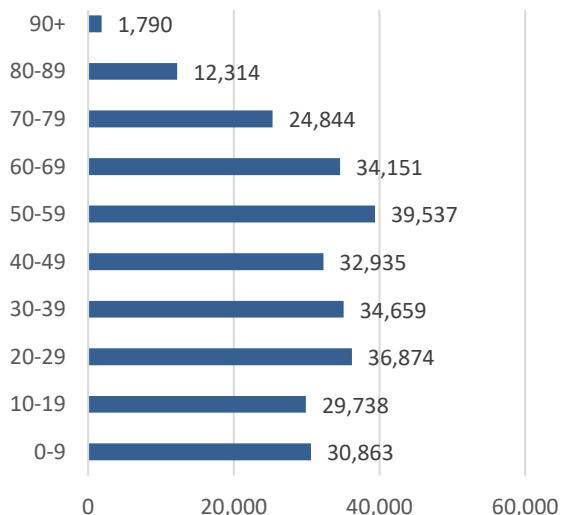
ABOUT SUNDERLAND

5 UNIQUE SUB AREAS,
25 WARDS



- 53 SQUARE MILES
- RIVER PORT & COASTLINE
- CITY CENTRE WITH AN URBAN CORE OF 180 HECTARES
- 2 MAJOR RETAIL SUB-CENTRES IN WASHINGTON & HOUGHTON, COALFIELD
- MORE THAN 50% GREENFIELD LAND

POPULATION BY AGE



Sunderland is a forward-looking city undergoing continued transformation and economic regeneration. Through a range of partnerships, we work with others to deliver our ambitions for the city. These ambitions are set out in the City Plan 2019-2030, focusing on a **dynamic, healthy and vibrant** city. Key achievements for 2019/2020 are set out in the following section. Figures for 2019/2020 are based on latest available data, taking into consideration the impact of the Covid-19 pandemic on some areas of delivery in March 2020.

Narrative Statement




A DYNAMIC CITY

● more and better jobs ● more and better housing ● more local people with better qualifications and skills ● a stronger city centre with more businesses, housing and cultural opportunities ● a lower carbon city with greater digital connectivity.



112 investment enquiries & **1,262** jobs created through businesses receiving support from the Council's Business Investment Team (2019/2020).

UK's first electric vehicle rapid charging station opened in Sunderland in 2019.



35% of all council spend on suppliers and services spent in the local economy and 65% in the regional economy (2019/2020).



90.7% of new businesses started in Sunderland in 2017 were still in operation after 1 year (90% in the North East).



Digital ambition in place. Digital (self-serve) customer contact at **42.78%** (target achieved) and social media contact (Twitter followers and Facebook likes) increased in 2019/20.



24 major planning applications received for non-housing and **28** for housing (2019/2020).

Riverside Sunderland development launched - renewing the city centre with modern office buildings, civic and cultural spaces and new homes and communities.



630 new homes built, and 43 empty properties brought back into use (2019/2020).



Early years 'Good Level of Development' increased to **72.6%** in 2018/2019 continuing the **5 year upward trend** and better than the North East and England average.



67% of children achieved at least the expected level in reading, writing and maths at Key Stage 2, 2% above the England average (academic year 2018/2019).

Narrative Statement



A HEALTHY CITY

● access to the same opportunities and life chances ● more people living healthier longer lives ● people enjoying independent lives ● cleaner and more attractive city and neighbourhoods ● a city with great transport links



Local data shows **97.8%** of new birth visits and **98.3%** of 2.5-year-old reviews within timescale at the end of February 2020.



30 businesses hold a Better Health at Work Award reaching 29,742 employees (2019/2020).



265 homes with assisted technology supporting independent living (through the 2019/2020 pilot).



68.3% of adult users of services satisfied with their care and support in 2018/2019 (latest available data).



92.7% of adults with learning disabilities living in their own home or with family - (December 2019).



4,660 individuals have taken part in Active Sunderland BIG events and sports festivals (2019/2020).



100% of schools signed up to the **Active School Charter** as at the end of 2019/2020.

1,421 metres of new adopted paths / footways.

1,424 metres of new / improved cycleways 2019/2020.



Narrative Statement



A VIBRANT CITY

● more creative and cultural businesses ● more residents participating in their local communities ● more visitors visiting Sunderland and more residents participating in cultural events ● more people feel safe in their neighbourhood and homes ● more resilient people

Responsible Retailers Scheme launched

- the scheme will engage 100% of retailers by March 2025.



At **9.18 million**, visitor numbers up 5% in 2018 with increased associated spend. This follows the upward trend of the previous 2 years.



96% of residents feel safe in their local area in the year to March 2020.

381,119 visits to the Museum & Winter Gardens

186,854 visits to the Arts Centre

266,440 visits to the Empire Theatre

(2019/2020)



Sunderland Museum and Winter Gardens awarded **Gold** in the **Regional Tourism Awards** (Large Visitor Attraction of the Year category).



FUTURE FOCUS

Our City Plan 2019-2030 recognised some of the key challenges that prevail, and the plan sets out a **City Plan Timeline** of key activities for delivery from 2019 through to 2030 to address these challenges. These include:

- delivering more and better jobs through a focus on key employment sector growth that will deliver skilled jobs (such as advanced manufacturing and the digital sector);
- reducing migration out of the city by providing more of the housing that residents want and need through the delivery of new housing on key housing sites and improving the quality of existing housing;
- ensuring the city centre can function as the economic motor of the city, with new employment through new modern office space, new housing and a renewed vibrancy through cultural, heritage and events programmes;
- improved health outcomes by supporting residents to reduce harmful behaviour choices (such as smoking and excess alcohol consumption) and increase healthy choices (such as exercise and activity) through events and greater opportunity for active travel; and
- sustaining the improvements that we have already made (through our Children's Services' Improvement Plans) in reducing the numbers of children who are in need, subject to a child protection plan or who need to be looked after.

At the end of 2019/2020 we faced a new challenge, far greater than any other our city has seen in recent years - the Covid-19 pandemic. Our immediate plans were refocused on the local response, addressing priority areas of service delivery such as social care, providing vital support for vulnerable people and working with head teachers to manage school closures.

The Council's support for the local economy included delivering Government initiatives to provide Business Grants and the application of Business Rate reliefs. Compliance measures in relation to the collection of Council Tax and Business Rates have also been relaxed. Limited rental concessions have been granted to Council tenants and free parking introduced.

As we move to a new norm, our longer-term plans, as set out in the City Plan 2019-2030, are being recalibrated to focus on recovery – particularly the recovery of the local economy and continued support to our communities. The core ambitions of our City Plan for a dynamic, healthy and vibrant city will continue to be central to our plans in the recovery phase.

Financial Performance of the Council 2019/2020

The original estimated net revenue expenditure for 2019/2020 to be met from Government grants and local taxpayers was approved at £214.844m. The Council's Band D Council Tax was set at £1,413.68 for 2019/2020, inclusive of the Adult Social Care Precept. This represented a 1.99% Council Tax increase from the 2018/2019 Band D Council Tax level and a 2% Adult Social Care Precept increase. However, the Council again set the lowest Council Tax level in the North East region for 2019/2020, continuing the trend since Council Tax was introduced in 1993/1994.

Comprehensive budget monitoring is carried out during the year and is scrutinised through monthly challenge sessions with Executive Directors with subsequent reporting to the Chief Executive, and monthly briefing sessions with Portfolio holders. The process is supplemented by formal budget monitoring reports which are made quarterly to the Council's Cabinet. These detail the outcome of the review of budgets and spending forecasts for both capital and revenue expenditure and include a review of certain other key financial items including Treasury Management and Prudential Indicators. Reporting during the financial year reflects robust financial management, continuing the Council's strong track record in this regard.

Narrative Statement

In overall terms, the Council achieved a surplus of £0.496m for the financial year. This surplus has been transferred to the Strategic Investment Reserve. The table below summarises the financial position for the year 2019/2020.

	Final Budget £'000	Outturn £'000	Variance Under / (Over) Spend £'000
Leader	4,308	3,900	408
Deputy Leader	5,533	6,033	(500)
Cabinet Secretary	3,857	896	2,961
Children, Learning and Skills	76,734	81,490	(4,756)
Community and Culture	13,767	14,379	(612)
Environment and Transport	47,451	47,910	(459)
Health and Social Care	58,989	65,879	(6,890)
Housing and Regeneration	31,503	31,173	330
Total Service (Delegated) Expenditure	242,142	251,660	(9,518)
Provision for Contingencies and other Corporate Budgets	10,977	0	10,977
Capital Financing Costs	18,926	14,795	4,131
Transfer to/(from) Reserves	(471)	(471)	0
Technical Adjustments	(62,630)	(62,630)	0
Levies	15,289	15,292	(3)
Hetton Town Council Precept	67	67	0
Less Grants	(9,457)	(10,062)	605
Total Net Expenditure	214,843	208,651	6,192
Revenue Support Grant	(27,507)	(27,507)	0
Retained Business Rates	(44,398)	(44,398)	0
Top Up Grant	(43,023)	(43,023)	0
Collection Fund Surplus	(353)	(353)	0
Council Tax Requirement	(99,562)	(99,562)	0
Outturn	0	(6,192)	6,192
Establishment of / Transfer to Reserves	0	5,696	(5,696)
Final Outturn Position	0	(496)	496

The Council's outturn position has been impacted by the Covid-19 pandemic, both in the run up to, and following the lockdown announcement on the 23 March, and the wider economic consequences that have entailed. The Government provided its first tranche of funding to support local authorities in response to the financial pressures arising from the pandemic on the 27 March. Whilst a financial impact has been reflected in the Council's outturn position, given the likely significant costs and lost income that will arise in 2020/2021, the full grant of £10.592m has been rolled forward in a reserve to supplement the second tranche of grant received in support of the 2020/2021 budget.

The Council maintained a strong usable reserves position, the overall level of reserves being £168.685m at 31 March 2020 (£154.022m at 31 March 2019). Dependent on the level of Government funding to support the Council in the wake of the Covid-19 pandemic, these reserves could come under greater strain in the coming years than planned.

Included within the usable reserves at 31 March 2020 is £7.982m of school balances (£7.758m at 31 March 2019). The Education Reform Act 1988 provides for the carry forward of individual school balances. These earmarked reserves are not for Council use and the level of the reserve, in accordance with the Code, forms part of the movement in General Fund Balances in the Movement in Reserves Statement.

Narrative Statement

The General Fund balance was maintained at £12.000m as planned.

Further details can be found in the Council's Revenue Outturn report to Cabinet on 16 June 2020.

Balance Sheet Position

Despite the challenges facing the Council, a healthy balance sheet has been maintained. With the exception of the general fund balance, all usable reserves are earmarked for specific purposes.

	Balance as at 31 March 2019 £m	Balance as at 31 March 2020 £m
Non-current assets	1,055	1,099
Net current assets	114	129
Long term liabilities and provisions	(970)	(974)
Net Assets	199	254
Represented by:		
Usable reserves	154	169
Unusable reserves	45	85
Total reserves	199	254

Financial Indicators

Financial indicators can be calculated to assess the efficiency of the Council and show whether it is delivering value for money.

Working capital ratio

The working capital ratio indicates whether the Council has enough resources to cover its immediate liabilities (i.e. those liabilities to be met within the next year). A ratio of less than one indicates potential liquidity problems. The Council's ratio is currently 2.1 (2.0 at 31 March 2019) demonstrating a strong position.

Ratio of long term borrowing to long term assets

This ratio shows long term borrowing as a share of long-term assets. A ratio of more than one means that long term borrowing exceeds the value of long-term assets. The Council's ratio is 0.4 (0.3 at 31 March 2019), meaning that the Council has enough long-term assets to cover its long-term liabilities.

Usable non-school reserves to gross expenditure (cost of services)

This ratio shows the Council's reserves, which are available for use, as a proportion of gross revenue expenditure (excluding exceptional items relating to pensions (IAS19)), including those earmarked for specific purposes. A higher ratio indicates that the Council has a greater ability to fund unexpected pressures from available resources. The Council has non-school reserves equivalent to 26% of gross expenditure (25% at 31 March 2019), however, these are largely committed for specific purposes.

Capital Expenditure and Income and Major Acquisitions, Capital Works and Disposals during 2019/2020

The Council's capital expenditure for the year totalled £120.813m. Expenditure on non-current assets was £107.424m, whilst expenditure on intangible assets was £0.958m. The remainder of £12.431m represents loans, grants, and advances to other organisations for capital purposes, equity purchases, de-minimis expenditure transferred to revenue, and expenditure on property not owned by the Council.

Capital expenditure was financed as follows:

Narrative Statement

Project	Capital Financing £'000
Borrowing	45,586
Capital Receipts	2,088
Government Grants and other Contributions	68,861
Revenue Contributions from Reserves	4,278
Total	120,813

The Council is involved in several major projects. The main schemes are listed below for information, and show the amounts of expenditure incurred during 2019/2020, the total estimated gross cost of each project, and the status of the project at the end of this financial year.

Project	Expenditure during 2019/2020 £'000	Total Estimated Gross Cost £'000	Physically Completed / In Progress at 31 March 2020
SSTC Phase 3 - Link Road	22,864	70,800	Ongoing
Strategic Acquisitions and Developments *	21,036	21,036	Complete
Parklife Football Hubs	15,862	20,615	Complete
International Innovation Centre	15,267	18,000	Complete
Highway Maintenance *	5,978	5,978	Complete
Disabled Facilities Grants *	3,688	3,688	Complete
LED Street Lighting Phase 2	2,750	7,900	Ongoing

* These projects are a rolling programme of works, therefore total cost is the 2019/2020 spend only and complete in-year.

There were four sales of assets over £0.500m. A sum of £0.852 in respect of land for regeneration at Hetton Downs (£0.426m of this receipt is due to be received in 2020/2021 when it will be included in the balance sheet), £0.529m for land to provide housing in the Seaburn area, £0.523m to provide housing at North Moor Road, and £0.650m for the former Tudor Grove Centre which will provide services for autistic children. The Council also received £1.700m in respect of land sold by Siglion for housing development at Chapelgarth in 2018/2019 which was included in the Balance Sheet at 31 March 2019 as a deferred capital receipt.

Council's Borrowing and Treasury Management Position

As part of the budget for 2019/2020, agreed at Council on 6 March 2019, borrowing limits were set for the year, with Prudential Indicators set as required by the Prudential Code. The limits for 2019/2020 were as follows:

- Authorised Limit for External Debt of £673.627m; and
- Operational Boundary for External Debt of £648.627m.

These limits have not been exceeded during 2019/2020.

The performance of the Council's treasury management function continues to make a positive contribution to the financial position of the Council. The average rate of the Council's borrowing in 2019/2020 at 2.90% is low and the Council's treasury management advisor reports this compares favourably with their other local authority clients. The same applies to the 1.01% rate of return achieved on investments in 2019/2020 (benchmark rate is 0.53%). This represents a good achievement, especially when short-term investment rates in the market continue to remain low.

Narrative Statement

Group Accounts

The Council delivers some of its activities through a number of wholly owned subsidiaries and joint ventures. The financial performance of the Council presented earlier includes the outturn position of the Council and all group activities to reflect the full extent of the Council's economic activity and financial position. Group financial statements are produced to consolidate the results and balances of the Council with those organisations considered to be part of the group. The group and single entity accounts should be viewed with equal prominence.

The Group balance sheet position is:

	Balance as at 31 March 2019 £m	Balance as at 31 March 2020 £m
Non-current assets	1,103	1,147
Net current assets	121	139
Long term liabilities and provisions	(1,022)	(1,043)
Net Assets	202	243
Represented by:		
Usable reserves	154	169
Unusable reserves	87	130
Profit/(Loss) in subsidiaries and joint ventures*	(39)	(56)
Total Reserves	202	243

* The subsidiaries' accounts contain liabilities relating to future retirement benefits. The liabilities relating to Sunderland Care and Support Ltd and Together for Children Sunderland Ltd have had a substantial impact on the net worth of both subsidiaries as presented on their balance sheets. However, as with the Council's pension liability, these liabilities are being addressed on an ongoing basis. Future retirement liabilities are taken into account when the pension contribution rate is determined for each organisation. This is undertaken every three years with the latest full valuation of the scheme undertaken at 31 March 2019.

Funding Context and Financial Planning

The Council has had to deal with significant reductions in its spending power since 2010, when the Government introduced its austerity measures. Reductions in Government funding has led to the Council's overall spending power reducing by over one third, despite increases in Council Tax levels. Since 2010, £315m of savings and income increases have been necessary to balance the Council's finances. Difficult decisions have had to be taken, involving changes to the level and standard of services we deliver, transforming the way we deliver the remaining services, looking to raise income through commercial activity and ensuring our resources are focused on statutory and priority services. When setting the 2019/2020 budget, Council Tax increases (including the Adult Social Care Precept) of 3.99% were necessary.

The budget setting process for 2020/2021 reflected an improved pension position that has allowed for additional investment in our services. However, further savings of over £3m, in addition to a 3.99% increase in Council Tax (including the Adult Social Care Precept) were still required to set a balanced budget. Significant demand and cost pressures still remain within Adult and Children's Social Care. Full detail of the budget for 2020/2021 is set out in the Budget Report to Council of 4 March 2020.

Government funding of £18.192m has been provided to date in response to the Covid-19 pandemic (£10.592m of which was received during March 2020 and has been carried forward into 2020/2021 via an earmarked reserve, with a second reduced allocation of £7.600m in April 2020). Whilst this funding is welcome, it is clear that it will not be sufficient to address the impact of lost income and increased costs of services. In addition, the impact on the Council's Collection Funds is likely to lead to a significant deficit being rolled forward into 2021/2022 and therefore reflected in that year's budget.

Narrative Statement

The Government has yet to publish indicative funding figures beyond 2020/2021. For 2021/2022, the Government had proposed to move to 75% retained Business Rates aligned to a fair funding review of Local Government funding – currently 50% of Business Rates are retained locally. However, in the wake of the Covid-19 pandemic, this has been postponed. The economic impact of the pandemic, uncertainty on funding arrangements and likely delay to the departmental spending review poses a significant risk to the Council's financial position. The Council continues to plan as best it can through its Medium Term Financial Plan covering 2020/2021 to 2023/2024, and this will be reviewed and refined as budget planning progresses, and Government funding becomes clearer.

Four Year Capital Programme

The Council's Capital programme supports a range of priorities in the City Plan but continues to have a focus on economic regeneration. The four-year programme from 2020/2021 to 2023/2024 totals £456m, including £271m of new start schemes. This will help support Sunderland to contribute towards the key priorities in the City Plan.

The major new starts include support to the delivery of Riverside Sunderland, the Housing Delivery and Investment Plan, making Sunderland a smart, connected city and the Council's City Centre Movement Strategy. There is also funding to support front line services including new schools, children's residential homes, Port infrastructure, a new crematorium and maintaining the Council's wider property portfolio.

The funding of the Council's four-year Capital Programme can be summarised in the table below:

Capital Expenditure and Funding	2020/2021 £m	2021/2022 £m	2022/2023 £m	2023/2024 £m	Total £m
Total Expenditure	155	167	78	56	456
Grants and Contributions	27	16	15	10	68
Capital Receipts	3	2	1	1	7
Reserves and Revenue	3	1	2	6	12
Borrowing	122	148	60	39	369
Total Funding	155	167	78	56	456

Full detail of the approved Capital Programme is set out in the Budget Report to Council of 4 March 2020.

Financial Risk Assessment

As part of the annual budget setting process, the Council undertakes an analysis of financial risks. Those risks deemed either likely or possible are:

- future available resources being less than notified. Whilst the Medium-Term Financial Plan is based on current information, there remains uncertainty as to the impact of the Government's fair funding review and the move to 75% retained Business Rates. This is likely to be a key impact on the level of funding available in future;
- changes to Government policy;
- pay awards and price inflation higher than assumed;
- future spending plans underestimated, including increased social care demand;
- anticipated savings not achieved;
- income targets for Business Rates and Council Tax not achieved;
- other miscellaneous income targets not achieved; and
- exit strategies for external funding ceasing/tapering not met.

The Council carefully manages these risks to ensure any potential impact will be mitigated appropriately. Further details can be found in the Revenue Budget Report to Council of 4 March 2020.

Narrative Statement

Conclusion

Whilst the Council faces ongoing financial challenges, these accounts demonstrate the scale of services which the Council delivers and confirm that Council resources are being managed on a prudent basis. Working with our partners, aligned with the new City Plan, this provides a strong base for the future, to ensure we can deliver the services that our residents, businesses and visitors need.

Jon Ritchie
Executive Director of Corporate Services

16 October 2020

Responsibilities for the Statement of Accounts

The Council's Responsibilities

The Council is required to:

- make arrangements for the proper administration of its financial affairs and to ensure that one of its officers has the responsibility for the administration of those affairs. In this Council, that officer is the Executive Director of Corporate Services;
- manage its affairs to secure economic, efficient and effective use of resources and safeguard its assets; and
- approve the Statement of Accounts.

The Executive Director of Corporate Services' Responsibilities

The Executive Director of Corporate Services is responsible for the preparation of the Council's Statement of Accounts in accordance with proper practices as set out in the CIPFA/LASAAC Code of Practice on Local Authority Accounting in the United Kingdom (the Code).

In preparing this Statement of Accounts, the Executive Director of Corporate Services has:

- selected suitable accounting policies and then applied them consistently;
- made judgements and estimates that were reasonable and prudent; and
- complied with the Code.

The Executive Director of Corporate Services has also:

- kept proper accounting records which were up to date; and
- taken reasonable steps for the prevention and detection of fraud and other irregularities.

Authorised for Issue Date

The unaudited accounts were certified on 30 June 2020 and the audited accounts are now authorised for issue on 16 October 2020.

Certification of the Statement of Accounts

Certification of Statement of Accounts (subject to audit) by the Executive Director of Corporate Services

As the Council's Section 151 officer, I hereby certify that, in accordance with The Accounts and Audit Regulations 2015, the Statement of Accounts for 2019/2020 (subject to audit) presents a true and fair view of the financial position of Sunderland City Council at 31 March 2020 and its income and expenditure for the year ended 31 March 2020.



Jon Ritchie
Executive Director of Corporate Services

30 June 2020

Certification of Audited Statement of Accounts 2019/2020 on behalf of those charged with governance

As Chairman of the Audit and Governance Committee, I hereby acknowledge receipt of the audited Statement of Accounts for 2019/2020 by this Committee, in accordance with The Accounts and Audit Regulations 2015, and confirm that the Statement of Accounts was approved at the Audit and Governance Committee on 16 October 2020 in accordance with The Accounts and Audit Regulations 2015.

Mr. M. Knowles
Chairman of the Audit and Governance Committee

16 October 2020

Certification of audited Statement of Accounts by the Executive Director of Corporate Services

As the Council's Section 151 officer, I hereby re-certify the audited Statement of Accounts for 2019/2020 in accordance with The Accounts and Audit Regulations 2015.

Jon Ritchie
Executive Director of Corporate Services

16 October 2020

Independent Auditor's Report to the Members of Sunderland City Council

Report on the financial statements

Opinion

We have audited the financial statements of Sunderland City Council ('the Council') and its subsidiaries and joint ventures ('the Group') for the year ended 31 March 2020, which comprise the Movement in Reserves Statement, the Comprehensive Income and Expenditure Statement, the Balance Sheet, the Cash Flow Statement, the Collection Fund Statement, the Group Movement in Reserves Statement, the Group Comprehensive Income and Expenditure Statement, the Group Balance Sheet, the Group Cash Flow Statement and notes to the Council and Group financial statements, including a summary of significant accounting policies. The financial reporting framework that has been applied in their preparation is applicable law and the CIPFA/LASAAC Code of Practice on Local Authority Accounting in the United Kingdom 2019/20.

In our opinion, the financial statements:

- give a true and fair view of the financial position of the Council and the Group as at 31 March 2020 and of the Council's and the Group's expenditure and income for the year then ended; and
- have been properly prepared in accordance with the CIPFA/LASAAC Code of Practice on Local Authority Accounting in the United Kingdom 2019/20.

Basis for opinion

We conducted our audit in accordance with International Standards on Auditing (UK) (ISAs (UK)) and applicable law. Our responsibilities under those standards are further described in the Auditor's responsibilities section of our report. We are independent of the Council in accordance with the ethical requirements that are relevant to our audit of the financial statements in the UK, including the FRC's Ethical Standard as applicable to public interest entities, and we have fulfilled our other ethical responsibilities in accordance with these requirements. We believe that the audit evidence we have obtained is sufficient and appropriate to provide a basis for our opinion.

Conclusions relating to going concern

We have nothing to report in respect of the following matters in relation to which the ISAs (UK) require us to report to you where:

- the Executive Director of Corporate Services' use of the going concern basis of accounting in the preparation of the financial statements is not appropriate; or
- the Executive Director of Corporate Services has not disclosed in the financial statements any identified material uncertainties that may cast significant doubt about the Council's ability to continue to adopt the going concern basis of accounting for a period of at least twelve months from the date when the financial statements are authorised for issue.

Key audit matters

Key audit matters are those matters that, in our professional judgement, were of most significance in our audit of the financial statements of the current period and include the most significant assessed risks of material misstatement (whether or not due to fraud) we identified, including those which had the greatest effect on: the overall audit strategy, the allocation of resources in the audit; and directing the efforts of the engagement team. These matters were addressed in the context of our audit of the financial statements as a whole, and in forming our opinion thereon, and we do not provide a separate opinion on these matters.

These key matters were relevant to our audit of the Group financial statements, insofar as the Group consolidates the Council's statements:

Key audit matter	Our response and key observations
Property, plant and equipment and investment property valuations (Group and Council) – carrying value of £1,076 million The financial statements contain material entries on the balance sheet as well as material disclosure notes in relation to the Council's holding of property, plant and equipment and	Our response How we addressed this key audit matter: <ul style="list-style-type: none">• we critically assessed the Council's arrangements for ensuring that property, plant and equipment and investment property valuations are reasonable;• we critically assessed the basis of valuations, using third party trend data where appropriate, as part of our challenge of the reasonableness of the valuations provided by valuer(s), including the PFI shared waste facility;

Independent Auditor's Report to the Members of Sunderland City Council

Key audit matter	Our response and key observations
<p>investment properties (including the Council's PFI shared waste facility).</p> <p>The Council employs a valuation expert to provide information on valuations, however there remains a high degree of estimation uncertainty associated with the (re)valuations of property, plant and equipment and investment properties due to the significant judgements and number of variables involved.</p> <p><i>We draw attention to Note 4 of the financial statements, which describes the effects of the Covid-19 pandemic on the valuation of the Council's assets (Land and Buildings /Investment Property) as at 31 March 2020. As disclosed in note 4, the Council's valuers have been faced with an unprecedented set of circumstances and consider that less weight can be attached to market evidence which would usually be relied upon to inform valuations. The asset valuations have therefore been provided on the basis of 'material valuation uncertainty' and the Council's valuers have stated that valuations should be considered with less certainty and a higher degree of caution than usual.</i></p>	<ul style="list-style-type: none"> • we commissioned our own expert's review of the Council's valuation of the PFI shared waste facility and critically reviewed the Council's expert's valuation; • we considered the competence, skills and experience of the valuer(s) and the instructions issued to the valuer(s); • we substantively tested capital expenditure additions and disposals during the year; • we substantively tested the Council's property, plant and equipment and investment property balances to gain assurance that they exist and are owned by the Council; • we substantively tested revaluations, including critically reviewing the Council's own consideration of assets not revalued in the year and why they are not materially misstated; • we carried out procedures to gain assurance over the consolidation adjustments for group accounts which impact on property, plant and equipment and associated financial statement areas; • we critically considered the material uncertainties expressed by the valuer(s) used by the Council and considered the implications on our audit work; and • where necessary, we performed further audit procedures on individual assets to ensure the basis of valuations is appropriate. <p>Key observations</p> <p><i>As set out in the description of the key audit matter, we draw your attention to the material uncertainty disclosed by the Council in relation to land and buildings and investment properties, as disclosed in the financial statements. Our opinion is not modified in respect of this matter.</i></p> <p>We have not identified any material misstatement of the Group and Council's Property, Plant & Equipment and Investment Properties.</p>
<p>Defined benefit liability valuation (Group and Council) – carrying value of £575 million</p> <p>The financial statements contain material pension entries in respect of the retirement benefits.</p> <p>The calculation of these pension figures, both assets and liabilities, can be subject to significant volatility and includes estimates based upon a complex interaction of actuarial assumptions. This results in an increased risk of material misstatement.</p> <p>The risk has increased as a result of the economic downturn arising from COVID-19.</p>	<p>Our response</p> <p>How we addressed this key audit matter:</p> <ul style="list-style-type: none"> • we critically evaluated the Council's arrangements (including relevant controls) for making estimates in relation to pension entries within the financial statements; and • we challenged the reasonableness of the Actuary's assumptions that underpin the relevant entries made in the financial statements, through the use of an expert commissioned by the National Audit Office; • we critically assessed the competency, objectivity and independence of the Actuary; • we liaised with the auditors of the Pension Fund to gain assurance that the controls in place at the Pension Fund are operating effectively; • we compared assumptions to expected ranges, using information provided by the consulting actuary engaged by the National Audit Office; and • we agreed data in the Actuary's valuation report for accounting purposes to the relevant accounting entries and disclosures in the Council's financial statements. <p>Key observations</p> <p>There are no material misstatements arising from our work that we are required to report to you.</p>

Independent Auditor's Report to the Members of Sunderland City Council

Our application of materiality

The scope of our audit was influenced by our application of materiality. We set certain quantitative thresholds for materiality. These, together with qualitative considerations, helped us to determine the scope of our audit and the nature, timing and extent of our audit procedures on the individual financial statement line items and disclosures, and in evaluating the effect of misstatements, both individually and on the financial statements as a whole. Based on our professional judgement, we determined materiality for the financial statements of the Council and the Group as a whole as follows:

	Group	Council
Overall materiality	£13.898m	£13.538m
Basis for determining materiality	Materiality has been determined as 2% of gross expenditure at the surplus/deficit on provision of Services level.	
Rationale for benchmark applied	Gross expenditure at the surplus/deficit on provision of Services level was chosen as the appropriate benchmark as this is a key measure of financial performance for the Council and for users of the financial statements.	
Performance materiality (<i>Note 1</i>)	£10.840m	£10.560m
Reporting threshold (triviality – <i>Note 2</i>)	£0.417m	£0.406m
Specific materiality: officers' remuneration (25% of total)	n/a	£0.195m
Specific materiality: officers' remuneration (bandings table)	Correct banding (£5,000 banding)	Correct banding (£5,000 banding)
Specific materiality: Exit Packages (25% of total)	£0.412m	£0.302m
Specific materiality: Members' allowances (25% of total)	n/a	£0.284m

Note 1: performance materiality is set to reduce to an appropriately low level the probability that the aggregate of uncorrected and undetected misstatements in the financial statements exceeds materiality for the financial statements as a whole.

Note 2: the triviality threshold is the level under which individual errors (unless cumulatively material) are not communicated to the Audit and Governance Committee and is based on 3% of overall materiality.

An overview of the scope of our audit

As part of designing our audit, we determined materiality and assessed the risk of material misstatement in the financial statements. In particular, we looked at where the Executive Director of Corporate Services made subjective judgements such as making assumptions on significant accounting estimates.

We gained an understanding of the legal and regulatory framework applicable to the Council and the sector in which it operates. We considered the risk of acts by the Council which were contrary to the applicable laws and regulations including fraud. We designed our audit procedures to respond to those identified risks, including non-compliance with laws and regulations (irregularities) that are material to the financial statements. We focused on laws and regulations that could give rise to a material misstatement in the financial statements.

We tailored the scope of our audit to ensure that we performed sufficient work to be able to give an opinion on the financial statements as a whole. We used the outputs of our risk assessment, our understanding of the Council's accounting processes and controls and its environment, and considered qualitative factors in order to ensure that we obtained sufficient coverage across all financial statement line items.

Our tests included, but were not limited to:

- obtaining evidence about the amounts and disclosures in the financial statements sufficient to give reasonable assurance that the financial statements are free from material misstatement, whether caused by irregularities including fraud or error;

Independent Auditor's Report to the Members of Sunderland City Council

- review of minutes of Council meetings in the year; and
- enquiries of management.

As a result of our procedures, we did not identify any key audit matters relating to irregularities, including fraud.

The primary responsibility for the prevention and detection of irregularities including fraud rests with both Those Charged with Governance and management. As with any audit, there remained a risk of non-detection of irregularities, as these may involve collusion, forgery, intentional omissions, misrepresentations or the override of internal controls.

The Group consists of the Council and six other entities, four of which are 100% Council-owned subsidiaries as at 31st March 2020, along with two joint ventures, Sunderland Lifestyle Partnership Limited and International Advanced Manufacturing Park LLP. Our approach to auditing the Group was based on our understanding of the Group structure and an assessment of the significance of individual components to the Group financial statements and is summarised in the following table.

Component	% of Group total assets	% of Group total liabilities	% of Group income	% of Group expenditure
The Council	94.8%	89.9%	78.0%	78.5%
Together for Children Limited	1.0%	4.2%	14.2%	13.7%
Sunderland Care and Support Limited	0.7%	2.6%	5.3%	5.0%
Siglion	3.3%	2.2%	1.0%	1.2%
Sunderland Homes Limited	0.0%	0.0%	0.0%	0.0%
International Advanced Manufacturing Park LLP (IAMP)	0.0%	0.9%	1.4%	1.4%
Sunderland Lifestyle Partnership Limited	0.2%	0.2%	0.1%	0.2%
Total	100%	100%	100%	100%

- **The Council:** full scope audit procedures were carried out on the Council.
- **Together for Children Limited (TfC):** group audit instructions were issued to the auditor of TfC in respect of their full scope audit of the financial statements for the year ended 31 March 2020 Component materiality used is that as set by the component auditor which is below our maximum threshold.
- **Sunderland Lifestyle Partnership Limited (SLP):** the Council's interest in this joint venture was assessed as a material but not significant component. This is due to the consolidation adjustment for the leisure assets carried out by the Council in producing the Group financial statements being material in terms of Group materiality. We carried out specific procedures on the consolidation adjustment made by the Council in preparing the Group statements as well as group analytical procedures.
- **Other Council interests:** analytical procedures were performed for the other Council interests consolidated in the Group financial statements and assessed as non-significant components, namely:
 - Sunderland Care and Support Limited;
 - Sunderland Homes Limited;
 - Siglion Limited; and
 - International Advanced Manufacturing Park LLP.

We also tested the consolidation process and carried out analytical procedures to confirm our conclusion that there were no significant risks of material misstatement arising from the aggregated financial information.

The risks of material misstatement that had the greatest effect on our audit, including the allocation of our resources and effort, are discussed under 'Key Audit Matters' within this report.

Independent Auditor's Report to the Members of Sunderland City Council

Other information

The Executive Director of Corporate Services is responsible for the other information. The other information comprises the information included in the Statement of Accounts, other than the financial statements and our auditor's report thereon. Our opinion on the financial statements does not cover the other information and, except to the extent otherwise explicitly stated in our report, we do not express any form of assurance conclusion thereon.

In connection with our audit of the financial statements, our responsibility is to read the other information and, in doing so, consider whether the other information is materially inconsistent with the financial statements or our knowledge obtained in the audit or otherwise appears to be materially misstated. If we identify such material inconsistencies or apparent material misstatements, we are required to determine whether there is a material misstatement in the financial statements or a material misstatement of the other information. If, based on the work we have performed, we conclude that there is a material misstatement of this other information, we are required to report that fact.

We have nothing to report in this regard.

Responsibilities of the Executive Director of Corporate Services for the financial statements

As explained more fully in the Executive Director of Corporate Services' Responsibilities, the Executive Director of Corporate Services is responsible for the preparation of the Statement of Accounts, which includes the financial statements, in accordance with proper practices as set out in the CIPFA/LASAAC Code of Practice on Local Authority Accounting in the United Kingdom 2019/20, and for being satisfied that they give a true and fair view. The Executive Director of Corporate Services is also responsible for such internal control as the Executive Director of Corporate Services determines is necessary to enable the preparation of financial statements that are free from material misstatement, whether due to fraud or error.

The Executive Director of Corporate Services is required to comply with the CIPFA/LASAAC Code of Practice on Local Authority Accounting in the United Kingdom 2019/20 and prepare the financial statements on a going concern basis, unless the Council is informed of the intention for dissolution without transfer of Services or function to another entity. The Executive Director of Corporate Services is responsible for assessing each year whether or not it is appropriate for the Council to prepare its accounts on the going concern basis and disclosing, as applicable, matters related to going concern.

Auditor's responsibilities for the audit of the financial statements

Our objectives are to obtain reasonable assurance about whether the financial statements as a whole are free from material misstatement, whether due to fraud or error, and to issue an auditor's report that includes our opinion. Reasonable assurance is a high level of assurance, but is not a guarantee that an audit conducted in accordance with ISAs (UK) will always detect a material misstatement when it exists. Misstatements can arise from fraud or error and are considered material if, individually or in the aggregate, they could reasonably be expected to influence the economic decisions of users taken on the basis of these financial statements.

A further description of our responsibilities for the audit of the financial statements is located on the Financial Reporting Council's website at www.frc.org.uk/auditorsresponsibilities. This description forms part of our auditor's report.

Matters on which we are required to report by exception under the Code of Audit Practice

We are required by the Code of Audit Practice to report to you if:

- we issue a report in the public interest under section 24 of the Local Audit and Accountability Act 2014;
- we make a recommendation under section 24 of the Local Audit and Accountability Act 2014; or
- we exercise any other special powers of the auditor under sections 28, 29 or 31 of the Local Audit and Accountability Act 2014.

We have nothing to report in these respects.

Conclusion on Sunderland City Council's arrangements for securing economy, efficiency and effectiveness in the use of resources

Qualified conclusion – except for

On the basis of our work, having regard to the guidance on the specified criterion issued by the Comptroller and Auditor General in April 2020, with the exception of the matter reported in the basis for qualified conclusion below,

Independent Auditor's Report to the Members of Sunderland City Council

we are satisfied that, in all significant respects, Sunderland City Council has put in place proper arrangements to secure economy, efficiency and effectiveness in its use of resources for the year ended 31 March 2020.

Basis for qualified conclusion

We have undertaken our review in accordance with the Code of Audit Practice issued by the Comptroller and Auditor General, having regard to the guidance on the specified criterion issued in April 2020, as to whether the Council had proper arrangements to ensure it took properly informed decisions and deployed resources to achieve planned and sustainable outcomes for taxpayers and local people. The Comptroller and Auditor General determined this criterion as that necessary for us to consider in satisfying ourselves whether the Council put in place proper arrangements for securing economy, efficiency and effectiveness in its use of resources for the year ended 31 March 2020.

We planned our work in accordance with the Code of Audit Practice. Based on our risk assessment, we undertook such work as we considered necessary to form a view on whether, in all significant respects, the Council had put in place proper arrangements to secure economy, efficiency and effectiveness in its use of resources.

In seeking to satisfy ourselves the Council has made proper arrangements for securing economy, efficiency and effectiveness in its use of resources, we have considered reports issued by other regulators. In July 2018, Ofsted reported its second inspection of Services for children in need of help and protection, looked after children, care leavers and adoption performance. Ofsted concluded that the categories of 'children who need help and protection' and 'leadership, management and governance' remained inadequate. Therefore our conclusion is qualified in respect of those categories assessed as inadequate by Ofsted.

Responsibilities of the Council

The Council is responsible for putting in place proper arrangements to secure economy, efficiency and effectiveness in its use of resources, to ensure proper stewardship and governance, and to review regularly the adequacy and effectiveness of these arrangements.

Auditor's responsibilities for the review of arrangements for securing economy, efficiency and effectiveness in the use of resources

We are required under section 20(1)(c) of the Local Audit and Accountability Act 2014 to satisfy ourselves that the Council has made proper arrangements for securing economy, efficiency and effectiveness in its use of resources. The Code of Audit Practice requires us to report to you our conclusion relating to proper arrangements. We are not required to consider, nor have we considered, whether all aspects of the Council's arrangements for securing economy, efficiency and effectiveness in its use of resources are operating effectively.

Other matters which we are required to address

We were appointed as the Council's auditor by Public Sector Audit Appointments Ltd, in its role as appointing person under the Local Audit (Appointing Person) Regulations 2015, on 14 December 2017. The period of total uninterrupted engagement, including previous renewals and reappointments of the firm, is eight years covering the audit of the financial year ending 31 March 2013 to 31 March 2020.

The non-audit Services prohibited by the FRC's Ethical Standard were not provided to the Council or its Group and we remain independent of the Council and its Group in conducting our audit.

Our audit opinion is consistent with the Audit Completion Report presented to the Audit and Governance Committee.

Use of the audit report

This report is made solely to the members of Sunderland City Council, as a body, in accordance with part 5 of the Local Audit and Accountability Act 2014 and as set out in paragraph 44 of the Statement of Responsibilities of Auditors and Audited Bodies published by Public Sector Audit Appointments Limited. Our audit work has been undertaken so that we might state to the members of the Council those matters we are required to state to them in an auditor's report and for no other purpose. To the fullest extent permitted by law, we do not accept or assume responsibility to anyone other than the members of the Council, as a body, for our audit work, for this report, or for the opinions we have formed.

Independent Auditor's Report to the Members of Sunderland City Council

Delay in certification of completion of the audit

We cannot formally conclude the audit and issue an audit certificate until we have completed the work necessary to issue our assurance statement in respect of the Council's Whole of Government Accounts consolidation pack. We are satisfied that these matters would not have a material effect on the financial statements or on our conclusion on the Council's arrangements for securing economy, efficiency and effectiveness in its use of resources.

Signed:

Date:

Cameron Waddell
Key Audit Partner
For and on behalf of Mazars LLP

Salvus House
Aykley Heads
Durham
DH1 5TS

Annual Governance Statement

Scope of Responsibility

The Council is responsible for ensuring that its business is conducted in accordance with the law and proper standards, and that public money is safeguarded and properly accounted for, and used economically, efficiently and effectively. We also have a duty to continually review and improve the way in which functions are exercised.

We have put in place a local Code of Corporate Governance and a framework intended to make sure we do the right things, in the right way, for the right people. The Code is in line with the 2016 Framework issued by CIPFA and was recently updated in 2019. This Statement explains how the Council has complied with its Code in 2019/2020.

The Purpose of the Governance Framework

The governance framework comprises the systems and processes, culture and values that direct and control our activities and through which we account to, engage with, and lead the community. The framework enables us to monitor the achievement of strategic objectives and priorities and to consider whether they have led to the achievement of appropriate, cost-effective outcomes.

The system of internal control is a significant part of that framework and is designed to manage risk to a reasonable level. It cannot eliminate all risk of failure to achieve policies and objectives and can therefore only provide reasonable and not absolute assurance of effectiveness.

The governance framework has been in place at the Council for the year ended 31 March 2020 and up to the date of approval of the Statement of Accounts.

The Governance Framework

The City Plan sets out the vision for the city until 2030. The intentions of the vision are set out as part of a Dynamic, Healthy and Vibrant City. The City Plan sets out explicitly the Council's planned key actions and performance targets for the future.

The annual strategic planning process, engagement and participation with residents, needs analysis and demographic information ensure the Council's vision remains relevant and meets the needs of local communities. There are annual reviews of the local Code of Corporate Governance to ensure that it is up to date and effective.

Arrangements are in place to measure the quality of services, to ensure they are delivered in line with our objectives and priorities and for ensuring that they provide value for money. There are performance management arrangements in place including a monthly corporate performance clinic with the Chief Officer Group. Services are delivered by suitably qualified / trained / experienced staff and all posts have detailed job profiles / descriptions.

The roles and responsibilities of Council members and employees are clearly documented. The Council's Constitution sets out how the Council operates. It incorporates a delegation scheme, indicates responsibilities for functions and sets out how decisions are made.

The Constitution includes Rules of Procedure and a scheme of delegation which clearly define how decisions are taken and we have various Codes and Protocols that set out standards of behaviour for members and staff. Directorates have established delegation schemes, although these require regular updating to reflect ongoing organisational changes.

During the year a system of scrutiny was in place allowing the scrutiny function to:

- review and/or scrutinise decisions made or actions taken in connection with the discharge of any of the Council's functions;
- make reports and/or recommendations to the full Council and/or the executive and/or any joint or area committee in connection with the discharge of any functions;
- consider any matter affecting the area or its inhabitants;
- exercise the right to call-in, for reconsideration, decisions made but not yet implemented by the executive and/or area committees;

Annual Governance Statement

- consider Local Petitions and Councillor Calls for Action for matters within their terms of reference; and
- consider regular reports on the Council's performance against the Corporate Plan.

A range of financial and human resources policies and procedures are in place. Appropriate project management standards and Business Continuity Plans are in place, which are subject to ongoing review. There are comprehensive budgeting systems in place and a robust system of budgetary control, including formal quarterly and annual financial reports, which indicate financial performance against forecasts. There are clearly defined capital expenditure guidelines in place and procedures are in place to ensure that the Dedicated Schools Grant is properly allocated to and used by schools in line with the terms of grant given by the Secretary of State under section 14 of the Education Act 2002.

The Council's financial management arrangements conform to the governance requirements of the CIPFA Statement on the Role of the Chief Financial Officer in Local Government (2010). The Executive Director of Corporate Services is designated Chief Finance Officer and fulfils this role through the following:

- attendance at meetings of the Chief Officer Group, helping it to develop and implement strategy and to resource and deliver the Council's strategic objectives sustainably and in the public interest;
- involvement in all material business decisions to ensure immediate and longer term implications, opportunities and risks are fully considered;
- alignment of medium term business and financial planning processes;
- leading the promotion and delivery of good financial management by the whole organisation so that public money is safeguarded and used appropriately, economically, efficiently and effectively; and
- ensuring that the finance function is resourced to be fit for purpose.

The Council has an Audit and Governance Committee which, as well as approving the Council's Statement of Accounts, undertakes an assurance and advisory role to:

- consider the effectiveness of the Council's corporate governance arrangements, risk management arrangements, the control environment and associated anti-fraud and corruption arrangements and seek assurance that action is being taken on risk-related issues identified by auditors and inspectors;
- be satisfied that the Council's assurance statements, including the Annual Governance Statement, properly reflect the risk environment and any actions required to improve it;
- receive and consider (but not direct) internal audit's strategy, plan and monitor performance;
- receive and consider the external audit plan;
- review a summary of internal audits, the main issues arising, and seek assurance that action has been taken where necessary;
- receive and consider the annual report of internal audit;
- consider the reports of external audit and inspection agencies, including the Annual Audit Letter;
- ensure that there are effective relationships between external and internal audit, inspection agencies and other relevant bodies, and that the value of the audit process is actively promoted;
- review the external auditor's opinions and reports to members, and monitor management action in response to the issues raised by external audit;
- review the adequacy of and compliance with, the Council's Treasury Management Policy; and
- make recommendations to Cabinet or Council as appropriate.

We have arrangements to ensure compliance with relevant laws, regulations, internal policies and procedures, and that expenditure is lawful. The Assistant Director of Law and Governance is the Council's designated Monitoring Officer and a protocol is in place with all Chief Officers, to safeguard the legality of all Council activities. All Cabinet Reports are considered for legal issues before submission to members.

Arrangements for whistle-blowing and for receiving and investigating complaints from the public are well publicised and subject to periodic review. We are committed to maintaining these arrangements to ensure that, where any individual has concerns regarding the conduct of any aspect of the Council's business, they can easily report their concerns. Monitoring records held by the Assistant Director of Law and Governance show that the whistle blowing arrangements are being used by both staff and the public, and that the Council is responding appropriately. The whistle blowing arrangements have assisted with the maintenance of a strong regime of internal control.

Annual Governance Statement

We have arrangements to identify the development needs of members and senior officers in relation to their strategic roles. The Council recognises that managing the performance of all of employees is key to ensuring that the organisation meets the needs of the community. This includes assessing ability against requirements of the role focusing on strengths and highlighting areas of weakness, job related training, and ongoing evaluation of the extent to which employees understand and support the values of the Council.

Channels of communication have been established with the community to promote accountability and encourage open consultation. We are committed to listening to, and acting upon, the views of the local community and carry out consultation in order to make sure that services meet the needs of local people.

The Council has arrangements in place for the consistent management of partnerships through a guidance and supporting documents for all Council employees to use when involved with partnerships and supporting arrangements have been in place throughout the year.

Contractual arrangements with our subsidiary companies clearly set out challenging targets around use of resources and improved outcomes.

Response to Covid-19

From early March the Council put in arrangements to respond to Covid-19 and employee and elected member formal Covid-19 briefings commenced on 13 March 2020. The Council followed advice from Public Health England and has continued to work with partners across the city to monitor developments, communicate the latest guidance and take all the precautionary action necessary to protect our residents and staff, and to help safeguard services. This initially included:

- establishing a strategic planning group with senior representatives from across the organisation who met on a regular basis to ensure a coordinated response to any issues that arose;
- holding an internal business continuity planning exercise with all senior leaders within the Council, Together for Children and Sunderland Care and Support;
- requiring all managers to assess and update their business continuity arrangements in the light of the issues that may arise from Covid-19;
- sharing and promoting information from Public Health England about good hygiene practices and how to find out more about the virus;
- cleaning council offices more often; and
- keeping big events under review in line with national guidance.

The Council moved swiftly in the following week to ensure there was comprehensive guidance to all employees and services with relation to dealing with the symptoms of Covid-19, social distancing and amending how services were delivered. The Council has maximised the benefits from investment in technology (both hardware and software) that has supported many employees working in more agile ways, including home working.

In terms of council governance around Covid-19 and dealing with the implications of changing national policy and local delivery to support the city, arrangements were formalised in mid-March and formally shared with all employees in daily Covid-19 communications. The response phases consisted of a Strategic (Gold) Group, a Tactical (Silver) Group and eleven Operational (Bronze) Groups. The arrangements have been kept under review and updated accordingly.

At the same time the risk management arrangements were updated with a Covid-19 risk register being updated daily. The purpose of the register is to ensure the Council understands the key risk areas, understands the level of risk faced in each area of the Council's businesses, to identify and track actions that are being taken and to focus on the areas that remain a higher risk.

Towards the end of March arrangements were also formalised in terms of the North East Councils collaborating, the development of the regional Local Resilience Forum (LRF) arrangements, national updates as well as support from the LGA and other advisory bodies. These are all aligned with the Council's governance arrangements of Gold, Silver and Bronze. The Council is represented on the regular LRF conference calls.

In light of Covid-19 considerable work was done within the Council to assess critical functions across all services and to develop robust arrangements to monitor the wellbeing and availability of all employees across the Council, Together for Children and Sunderland Care and Support. This has also included work to

Annual Governance Statement

ensure social distancing can be observed, home working and also ensuring adequate personal protective equipment (PPE) being in place. There is detailed staff guidance available on the Council's hub, regular electronic communications are going out to all staff and regular meetings with the Trade Unions.

Review of Effectiveness

The Council has responsibility for conducting, at least annually, a review of the effectiveness of its governance framework including the system of internal control. The review of the effectiveness is carried out over the course of the year through the Integrated Risk and Assurance Framework. The review is informed by the Risk and Assurance Map which summarises assurances gathered from all available sources in relation to the Council and its wholly owned companies, and in particular:

- assurances from Assistant Directors who have carried out self-assessments relating to their areas of responsibility;
- assurances from Chief Officers through completion of controls assurance statements;
- assurances from senior officers responsible for relevant specialist areas;
- internal audit planning processes which include consultation with all Chief Officers, and the results of audit activity as summarised in the Annual Governance Review report; and
- the external auditors (Mazars) Annual Audit Letter for 2018/2019 concludes that in all significant respects, the Council has put in place proper arrangements to secure economy, efficiency and effectiveness in its use of resources for the year ended 31 March 2019, 'except for' the areas that were assessed as inadequate in Ofsted's re-inspection report on children's safeguarding services in July 2018.

The Assistant Director of Business and Property Services, as the Council's head of internal audit, has directed, co-ordinated and overseen the review and its findings and proposed improvements have been reported to the Chief Officer's Group for their consideration and approval of the Annual Governance Statement.

The findings of the review have been reported to the Chair of the Audit and Governance Committee and will be presented to the full committee in July 2020 to ensure that under their Terms of Reference the Committee has satisfied themselves that the Annual Governance Statement properly reflects the risk environment and any actions required to improve it before formal approval of the Statement of Accounts.

The outcome of the review of effectiveness provided the necessary assurance and that no significant issues across the Council or its wholly owned companies were identified, other than those issues already identified by Ofsted.

We have been advised of the outcome of the review of the effectiveness of the governance framework, and that the overall arrangements continue to be regarded as fit for purpose in accordance with the governance framework. A small number of improvement actions have been set out in an agreed improvement plan.

We propose over the coming year to take steps to implement the improvement plan to further enhance the Council's governance arrangements. We are satisfied that these steps will address the need for improvements that were identified in the review and we will monitor their implementation and operation as part of the next annual review.

The social, health and economic impacts of the Covid-19 pandemic on the city will be at the heart of our future plans for the city and the Council.

Annual Governance Statement

Annual Governance Review - Improvement Plan for 2020/2021

Ref	Action	COG Lead	Timescale
1.	Undertake a review of the City Plan and ensure priorities reflect the impacts of the Covid-19 outbreak on the city.	Chief Executive	September 2020
2.	Ensure that recovery plans support the Council to maintain robust Governance arrangements.	Executive Director of Corporate Services	July 2020
3.	Undertake a review of the Council's response to the Covid-19 outbreak to learn any relevant lessons and feed into the Emergency Planning and Business Continuity Arrangements.	Executive Director of Corporate Services	December 2020
4.	Ensure appropriate performance management arrangements are in place to monitor achievement of the priorities in the City Plan.	Executive Director of Corporate Services	October 2020
5.	Review partnership arrangements to ensure that they are strong to support the delivery of the City Plan.	Director of People, Communications and Partnerships	October 2020
6.	Ensure that the review of Directorate Delegation Schemes following the senior management reorganisation is completed.	All Chief Officers	October 2020

Councillor Graeme Miller
Leader of the Council
Services

Patrick Melia
Chief Executive

Jon Ritchie
Director of Corporate

Dated 16 October 2020

Financial Statements

Movement in Reserves Statement

This statement shows the movement from the start of the year to the end of the year on the different reserves held by the Council, analysed into 'usable reserves' (i.e. those that can be applied to fund expenditure or reduce local taxation) and 'unusable reserves'.

The Statement shows how the movement in year of the Council's reserves are broken down between gains and losses incurred in accordance with generally accepted accounting practice, and the statutory adjustments required to return to the amounts chargeable to council tax for the year.

The Increase / Decrease line shows the statutory General Fund Balance movement in the year following those adjustments. The table below shows the details for both 2018/2019 and 2019/2020.

	Notes	General Fund Balance £'000	Earmarked General Fund Reserves £'000	Capital Receipts Reserve £'000	Capital Grants Unapplied £'000	Total Usable Reserves £'000	Unusable Reserves £'000	Total Council Reserves £'000
Balance at 31 March 2018		18,574	128,545	6,963	4,997	159,079	56,396	215,475
Movement in reserves during 2018/2019:								
Total Comprehensive Income and Expenditure	7	(68,336)	0	0	0	(68,336)	52,169	(16,167)
Adjustments between accounting basis & funding basis under regulations		63,238	0	(436)	477	63,279	(63,279)	0
Transfers to / (from) Earmarked Reserves		6,282	(6,282)	0	0	0	0	0
Increase / (Decrease) in 2018/2019		1,184	(6,282)	(436)	477	(5,057)	(11,110)	(16,167)
Balance at 31 March 2019		19,758	122,263	6,527	5,474	154,022	45,286	199,308
Movement in reserves during 2019/2020:								
Total Comprehensive Income and Expenditure	7	(15,295)	0	0	0	(15,295)	70,456	55,161
Adjustments between accounting basis & funding basis under regulations		27,905	0	2,535	(482)	29,958	(29,958)	0
Transfers to / (from) Earmarked Reserves		(12,386)	12,386	0	0	0	0	0
Increase / (Decrease) in 2019/2020		224	12,386	2,535	(482)	14,663	40,498	55,161
Balance at 31 March 2020		19,982	134,649	9,062	4,992	168,685	85,784	254,469

Financial Statements

Comprehensive Income and Expenditure Statement

This statement shows the accounting cost in the year of providing services in accordance with generally accepted accounting practice, rather than the amount to be funded from taxation. Councils raise taxation to cover expenditure in accordance with statutory requirements but this may be different from the accounting cost. The taxation position is shown in both the Expenditure and Funding Analysis and the Movement in Reserves Statement.

The statement is presented in line with the Council's Portfolio responsibilities in place between May 2019 and May 2020. 2018/2019 has been restated to reflect this structure and detail of changes can be found at Note 44. The roles and responsibilities of each Portfolio are detailed in the Council's Constitution.

Subsequent Portfolio responsibility amendments have been made to the Constitution in May 2020, but other than name changes, these only amounted to the Environment and Transport portfolio being subsumed within Deputy Leader responsibilities.

2018/2019 (restated)				Notes	2019/2020		
Gross Expenditure £'000	Gross Income £'000	Net Expenditure £'000			Gross Expenditure £'000	Gross Income £'000	Net Expenditure £'000
4,441	(501)	3,940	Leader		4,662	(728)	3,934
13,677	(3,593)	10,084	Deputy Leader		11,047	(3,601)	7,446
151,009	(128,541)	22,468	Cabinet Secretary		140,378	(116,602)	23,776
193,437	(121,674)	71,763	Children, Learning and Skills		194,413	(116,450)	77,963
17,731	(2,907)	14,824	Community and Culture		14,410	(1,454)	12,956
65,916	(22,992)	42,924	Environment and Transport		76,854	(24,827)	52,027
132,121	(78,425)	53,696	Health and Social Care		143,064	(86,722)	56,342
10,539	(6,312)	4,227	Housing and Regeneration		38,693	(8,908)	29,785
10,700	0	10,700	IAS19 GMP equalisation	3 / 40	0	0	0
17,210	0	17,210	IAS19 pension scheme transition arrangements (McCloud)	3 / 40	0	0	0
457	0	457	Equal pay settlement / provision	20	(6,415)	0	(6,415)
617,238	(364,945)	252,293	Cost of Services	8	617,106	(359,292)	257,814
30,643	0	30,643	Other operating expenditure	10	17,652	0	17,652
35,352	(5,268)	30,084	Financing and investment income and expenditure	11	42,316	(6,436)	35,880
0	(244,684)	(244,684)	Taxation and non-specific grant income and expenditure	12	0	(296,051)	(296,051)
683,233	(614,897)	68,336	(Surplus) or Deficit on Provision of Services		677,074	(661,779)	15,295
		(23,716)	(Surplus) or deficit on revaluation of non-current assets	21a			(26,981)
		(153)	(Surplus) or deficit from investments in equity instruments designated at fair value through other comprehensive income	21b			5,495
		(28,300)	Re-measurements of the net defined benefit liability / (asset)	21e			(48,970)
		(52,169)	Other Comprehensive Income and Expenditure				(70,456)
		16,167	Total Comprehensive Income and Expenditure				(55,161)

Financial Statements

Balance Sheet

The Balance Sheet shows the value at 31 March of the assets and liabilities recognised by the Council. The net assets of the Council (assets less liabilities) are matched by the reserves held by the Council. Reserves are reported in two categories.

The first category of reserves are usable reserves, i.e. those reserves that the Council may use to provide services, subject to the need to maintain a prudent level of reserves and any statutory limitations on their use (for example the Capital Receipts Reserve that may only be used to fund capital expenditure or repay debt).

The second category of reserves, unusable reserves, is those that the Council is not able to use to provide services. This category of reserves includes reserves that hold unrealised gains and losses (for example the Revaluation Reserve), where amounts would only become available to provide services if the assets were sold; and reserves that hold timing differences shown in the Movement in Reserves Statement line 'Adjustments between accounting basis and funding basis under regulations'.

31 March 2019 £'000		Notes	31 March 2020 £'000
905,992	Property, Plant and Equipment	13	964,347
12,192	Heritage Assets		12,192
46,723	Investment Property / Land	14	34,511
2,819	Intangible Assets		3,354
29,571	Long Term Investments	15	24,025
57,899	Long Term Debtors	15	60,738
1,055,196	Long Term Assets		1,099,167
90,625	Short Term Investments	15	150,802
1,585	Inventories		1,222
54,518	Short Term Debtors	16	57,540
439	Assets Held for Sale	17	394
83,987	Cash and Cash Equivalents	18	40,642
231,154	Current Assets		250,600
(37,237)	Short Term Borrowing	15	(36,582)
(61,557)	Short Term Creditors	19	(65,354)
(16,085)	Short Term Provisions	20	(4,504)
0	Grant Receipts in Advance - Revenue	32	(7,562)
(2,041)	Grant Receipts in Advance - Capital	32	(7,759)
(116,920)	Current Liabilities		(121,761)
(341,298)	Long Term Borrowing	15	(386,885)
(543,960)	Long Term Liabilities - Pensions	15	(506,280)
(78,165)	Long Term Liabilities - PFI	15	(72,796)
(6,699)	Long Term Provisions	20	(7,576)
(970,122)	Long Term Liabilities		(973,537)
199,308	Net Assets		254,469
154,022	Usable Reserves	9	168,685
45,286	Unusable Reserves	21	85,784
199,308	Total Reserves		254,469

Financial Statements

Cash Flow Statement

The Cash Flow Statement shows the changes in cash and cash equivalents of the Council during the financial year. The statement shows how the Council generates and uses cash and cash equivalents by classifying cash flows as operating, investing and financing activities.

The amount of net cash flow arising from operating activities is a key indicator of the extent to which the operations of the Council are funded by way of taxation and grant income or from the recipients of services provided by the Council.

Investing activities represent the extent to which cash outflows have been made for resources which are intended to contribute towards the Council's future service delivery.

Cash flows arising from financing activities are useful in predicting claims on future cash flows by providers of capital (i.e. borrowing) to the Council.

2018/2019 £'000		Notes	2019/2020 £'000
68,336	Net (surplus) or deficit on the provision of services		15,295
(116,773)	Adjustments to net (surplus) or deficit on the provision of services for non cash movements		(99,762)
25,213	Adjustments for items included in the net (surplus) or deficit on the provision of services that are investing and financing activities		71,856
(23,224)	Net cash flows from operating activities	22	(12,611)
75,001	Investing activities	23	96,240
(54,658)	Financing activities	24	(40,284)
(2,881)	Net (increase) or decrease in cash and cash equivalents		43,345
81,106	Cash and cash equivalents at the beginning of the reporting period		83,987
83,987	Cash and cash equivalents at the end of the reporting period	18	40,642

Notes to the Financial Statements

		Page
Note 1	Significant Accounting Policies	35
Note 2	Accounting standards that have been issued but have not yet been adopted	50
Note 3	Critical Judgements in applying accounting policies	51
Note 4	Assumptions made about the future and other major sources of estimation uncertainty	52
Note 5	Material items of income and expenditure	55
Note 6	Events after the Balance Sheet date	55
Note 7	Adjustments between accounting basis and funding basis under regulations	56
Note 8	Expenditure and Funding Analysis	59
Note 9	Transfers to/from Earmarked Reserves	65
Note 10	Other operating expenditure	68
Note 11	Financing and investment income and expenditure	68
Note 12	Taxation and non-specific grant income and expenditure	68
Note 13	Property, Plant and Equipment	69
Note 14	Investment Properties / Land	72
Note 15	Financial Instruments	74
Note 16	Short Term Debtors	81
Note 17	Assets Held for Sale	81
Note 18	Cash and cash equivalents	81
Note 19	Short-Term Creditors	82
Note 20	Provisions	82
Note 21	Unusable Reserves	83
Note 22	Cash Flow Statement – Operating Activities	87
Note 23	Cash Flow Statement – Investing Activities	88
Note 24	Cash Flow Statement – Financing Activities	88
Note 25	Reconciliation of Liabilities arising from Financing Activities	88

Notes to the Financial Statements

		Page
Note 26	Partnership Arrangements with National Health Service Bodies	88
Note 27	Agency Services	90
Note 28	Members' Allowances and Expenses	90
Note 29	Officers' Remuneration	91
Note 30	External Audit Costs	93
Note 31	Dedicated Schools' Grant	94
Note 32	Grant Income	94
Note 33	Related Parties	97
Note 34	Capital Expenditure and Capital Financing	103
Note 35	Leases	104
Note 36	Private Finance Initiatives and Similar Contracts	105
Note 37	Impairment Losses	109
Note 38	Termination Benefits	110
Note 39	Pensions Schemes Accounted for as Defined Contribution Schemes	112
Note 40	Defined Benefit Pension Schemes	113
Note 41	Contingent Liabilities	117
Note 42	Contingent Assets	117
Note 43	Nature and Extent of Risk Arising from Financial Instruments	118
Note 44	Prior Period Adjustments	124

Notes to the Financial Statements

Note 1 – Significant Accounting Policies

The Council applies the following Accounting Policies:

- | | |
|------|-----------------------------------------------------------------------------------|
| 1.1 | General Principles |
| 1.2 | Accrual of Income and Expenditure |
| 1.3 | Cash and Cash Equivalents |
| 1.4 | Exceptional Items |
| 1.5 | Prior Period Adjustments, Changes in Accounting Policies and Estimates and Errors |
| 1.6 | Charges to Revenue for Non-Current Assets |
| 1.7 | Employee Benefits |
| 1.8 | Events after the Balance Sheet Date |
| 1.9 | Financial Instruments |
| 1.10 | Government Grants and Contributions |
| 1.11 | Intangible Assets |
| 1.12 | Interests in Companies and Other Entities |
| 1.13 | Joint Operations |
| 1.14 | Inventories |
| 1.15 | Investment Property |
| 1.16 | Leases |
| 1.17 | Overheads and Support Services |
| 1.18 | Internal Interest |
| 1.19 | Delegated Budgets |
| 1.20 | Property, Plant and Equipment |
| 1.21 | Private Finance Initiative (PFI) and Similar Contracts |
| 1.22 | Fair Value Measurement of non-financial assets |
| 1.23 | Provisions |
| 1.24 | Contingent Liabilities |
| 1.25 | Contingent Assets |
| 1.26 | Reserves |
| 1.27 | Revenue Expenditure Funded from Capital under Statute |
| 1.28 | Value Added Tax (VAT) |
| 1.29 | Schools |
| 1.30 | Council Tax and Business Rates |

1.1 General Principles

The Statement of Accounts summarises the Council's transactions for the 2019/2020 financial year and its position at the year end of 31 March 2020. The Council is required to prepare an annual Statement of Accounts by the Accounts and Audit Regulations 2015, and these Regulations require the Statement of Accounts to be prepared in accordance with proper accounting practices. These practices, under Section 21 of the Local Government Act 2003, primarily comprise the Code of Practice on Local Authority Accounting in the United Kingdom 2019/2020 supported by International Financial Reporting Standards (IFRS).

The accounting convention adopted in the Statement of Accounts is principally historical cost, modified by the revaluation of certain categories of non-current assets and financial instruments.

1.2 Accrual of Income and Expenditure

Activity is accounted for in the year that it takes place, not simply when cash payments are made or received. In particular:

- revenue from contracts with service recipients, whether for services or the provision of goods, is recognised when (or as) the goods or services are transferred to the service recipient in accordance with the performance obligations in the contract;
- supplies are recorded as expenditure when they are consumed – where there is a difference between the date supplies are received and the date of their consumption, they are carried as inventories on the Balance Sheet;
- expenses in relation to services received (including services provided by employees) are recorded as expenditure when the services are received rather than when payments are made;

Notes to the Financial Statements

- interest receivable on investments and payable on borrowings is accounted for respectively as income and expenditure based on the effective interest rate for the relevant financial instrument rather than the cash flows fixed or determined by the contract;
- where revenue and expenditure have been recognised but cash has not been received or paid, a debtor or creditor for the relevant amount is recorded in the Balance Sheet. Where debts may not be settled, the balance of debtors is written down and a charge made to revenue for the income that might not be collected;
- 12 months' costs are included in the accounts for those supplies and services used continuously and charged on a periodic basis (e.g. gas, electricity and water), but the period covered by the payments does not always coincide with the financial year and may include an element of estimation; and
- a de-minimis level of £5,000 is applied to accruals.

1.3 Cash and Cash Equivalents

Cash is represented by cash in hand and deposits with financial institutions repayable without penalty on notice of not more than 24 hours. Cash equivalents are highly liquid investments that mature in three months or less from the date of acquisition and that are readily convertible to known amounts of cash with insignificant risk of change in value.

In the Cash Flow Statement, cash and cash equivalents are shown net of bank overdrafts that are repayable on demand and form an integral part of the Council's cash management.

1.4 Exceptional Items

When items of income and expenditure are material, their nature and amount is disclosed separately, either on the face of the Comprehensive Income and Expenditure Statement or in the notes to the accounts, depending on how significant the items are to an understanding of the Council's financial performance.

1.5 Prior Period Adjustments, Changes in Accounting Policies and Estimates and Errors

Prior period adjustments may arise as a result of a change in accounting policies or to correct a material error. Changes in accounting estimates are accounted for prospectively, i.e. in the current and future years affected by the change and do not give rise to a prior period adjustment.

Changes in accounting policies are only made when required by proper accounting practices or the change provides more reliable or relevant information about the effect of transactions, other events and conditions on the Council's financial position or financial performance.

Where a change is made, it is applied retrospectively (unless stated otherwise) by adjusting opening balances and comparative amounts for the prior period as if the new policy had always been applied.

Material errors discovered in prior period figures are corrected retrospectively by amending opening balances and comparative amounts for the prior period. The reason and impact of any necessary adjustments are explained in more detail in the accounts as required.

1.6 Charges to Revenue for Non-Current Assets

Services, support services and trading accounts are debited with the following amounts to record the cost of holding non-current assets during the year:

- depreciation attributable to the assets used by the relevant service;
- revaluation and impairment losses on assets used by the service where there are no accumulated gains in the Revaluation Reserve against which the losses can be written off; and
- amortisation of intangible assets attributable to the service.

The Council is not required to raise council tax to fund depreciation, revaluation and impairment losses or amortisation. However, it is required to make an annual contribution from revenue towards the reduction in its overall borrowing requirement equal to an amount calculated on a prudent basis determined by the Council in accordance with statutory guidance.

Notes to the Financial Statements

Depreciation, revaluation and impairment losses and amortisation are therefore replaced by the contribution in the General Fund Balance (Minimum Revenue Provision (MRP)), by way of an adjusting transaction with the Capital Adjustment Account in the Movement in Reserves Statement for the difference between the two.

1.7 Employee Benefits

Benefits Payable during Employment

Short-term employee benefits are those due to be settled wholly within 12 months of the year-end. They include such benefits as wages and salaries, paid annual leave and paid sick leave, bonuses and non-monetary benefits (e.g. cars) for current employees and are recognised as an expense for services in the year in which employees render service to the Council. An accrual is made for the cost of holiday entitlements (or any form of leave, e.g. time off in lieu) earned by employees but not taken before the year-end which employees can carry forward into the next financial year.

The accrual is charged to Surplus or Deficit on the Provision of Services, but then reversed out through the Movement in Reserves Statement so that holiday entitlements are charged to revenue in the financial year in which the holiday absence occurs.

Termination Benefits

Termination benefits are amounts payable as a result of a decision by the Council to terminate an officer's employment before the normal retirement date or an officer's decision to accept voluntary redundancy in exchange for those benefits. They are charged on an accrual basis to the appropriate service at the earlier of when the Council can no longer withdraw the offer of those benefits or when the Council recognises costs for a restructuring.

Where termination benefits involve the enhancement of pensions, statutory provisions require the General Fund balance to be charged with the amount payable by the Council to the pension fund or pensioner in the year, not the amount calculated according to the relevant accounting standards. In the Movement in Reserves Statement, appropriations are required to and from the Pensions Reserve to remove the notional debits and credits for pension enhancement termination benefits and replace them with debits for the cash paid to the pension fund and pensioners and any such amounts payable but unpaid at the year-end.

Post-Employment Benefits

Employees of the Council are members of three separate pension schemes:

- the Teachers' Pension Scheme, administered by Capita Teachers' Pensions on behalf of the Department for Education (DfE);
- the National Health Service (NHS) Pension Scheme; and
- the Local Government Pensions Scheme administered by South Tyneside Council.

All three schemes provide defined benefits to members (retirement lump sums and pensions), earned as employees work for the Council.

However, the arrangements for the teachers' scheme and the NHS scheme mean that liabilities for these benefits cannot ordinarily be identified specifically to the Council. These schemes are therefore accounted for as if they were defined contribution schemes and, as a result, no liability for future payments of benefits is recognised in the Council's Balance Sheet. The Children, Learning and Skills and Health and Social Care lines in the Comprehensive Income and Expenditure Statement are charged with the employer's contributions payable to Teachers' Pensions and NHS Pensions respectively.

The Local Government Pension Scheme

The Local Government Scheme is accounted for as a defined benefits scheme:

Notes to the Financial Statements

- the liabilities of the Tyne and Wear Pension fund attributable to the Council are included in the Balance Sheet on an actuarial basis using the projected unit method – i.e. an assessment of the future payments that will be made in relation to retirement benefits earned to date by employees, based on assumptions about mortality rates, employee turnover rates, etc, and projected earnings for current employees;
- liabilities are discounted to their value at current prices, using a discount rate based on the indicative rate of return on high quality corporate bonds;
- the assets of the Tyne and Wear Pension Fund attributable to the Council are included in the Balance Sheet at their fair value:
 - quoted securities at current bid price;
 - unquoted securities based on professional estimate;
 - unitised securities at current bid price; and
 - property at market value.
- the change in the net pension liability is analysed into the following components:

a) Service cost comprising:

- current service cost – the increase in liabilities as a result of years of service earned this year – allocated in the Comprehensive Income and Expenditure Statement to the services for which the employees worked;
- past service cost – the increase in liabilities arising from current year decisions whose effect relates to years of service earned in earlier years – debited to the Surplus or Deficit on the Provision of Services in the Comprehensive Income and Expenditure Statement; and
- net interest on the net defined benefit liability / (asset), i.e. net interest expense for the Council – the change during the period in the net defined benefit liability / (asset) that arises from the passage of time charged to the Financing and Investment Income and Expenditure line of the Comprehensive Income and Expenditure Statement – this is calculated by applying the discount rate used to measure the defined benefit obligation at the beginning of the period to the net defined benefit liability / (asset) at the beginning of the period – taking into account any changes in the net defined benefit liability / (asset) during the period as a result of contribution and benefit payments.

b) Re-measurements comprising:

- the return on plan assets – excluding amounts included in net interest on the net defined benefit liability (asset) – charged to the Pension Reserve as Other Comprehensive Income and Expenditure; and
- actuarial gains and losses – changes in the net pension liability that arise because events have not coincided with assumptions made at the last actuarial valuation or because the actuaries have updated their assumptions – charged to the Pension Reserve as Other Comprehensive Income and Expenditure.

c) contributions paid to the Tyne and Wear Pension Fund – cash paid as employer's contributions to the pension fund in settlement of liabilities; not accounted for as an expense.

In relation to retirement benefits, statutory provisions require the General Fund balance to be charged with the amount payable by the Council to the pension fund or directly to pensioners in the year, not the amount calculated according to the relevant accounting standards. In the Movement in Reserves Statement, this means that there are transfers to and from the Pensions Reserve to remove the notional debits and credits for retirement benefits and replace them with debits for the cash paid to the pension fund and pensioners and any such amounts payable but unpaid at the year-end. The negative balance that arises on the Pensions Reserve thereby measures the beneficial impact to the General Fund of being required to account for retirement benefits based on cash flows rather than as benefits are earned by employees.

Discretionary Benefits

The Council also has restricted powers to make discretionary awards of retirement benefits in the event of early retirements. Any liabilities estimated to arise as a result of an award to any member of staff (including teachers) are accrued in the year of the decision to make the award and accounted for using the same policies as those applied to the Local Government Pension Scheme.

Notes to the Financial Statements

1.8 Events after the Balance Sheet Date

Events after the Balance Sheet date are those events, both favourable and unfavourable, that occur between the end of the reporting period and the date when the Statement of Accounts is authorised for issue. Two types of events can be identified:

- those that provide evidence of conditions that existed at the end of the reporting period. The Statement of Accounts is adjusted to reflect such events; and
- those that are indicative of conditions that arose after the reporting period – the Statement of Accounts is not adjusted to reflect such events, but where a category of events would have a material effect, disclosure is made in the notes of the nature of the events and their estimated financial effect.

Events taking place after the date of authorisation for issue are not reflected in the Statement of Accounts.

1.9 Financial Instruments

Financial Liabilities

Financial liabilities are recognised on the Balance Sheet when the Council becomes a party to the contractual provisions of a financial instrument, and these are initially measured at fair value and are carried at their amortised cost. Annual charges to the Financing and Investment Income and Expenditure line in the Comprehensive Income and Expenditure Statement for interest payable are based on the carrying amount of the liability, multiplied by the effective rate of interest for the instrument. The effective interest rate is the rate that exactly discounts estimated future cash payments over the life of the instrument to the amount at which it was originally recognised.

For most of the Council's borrowings, this means that the amount presented in the Balance Sheet is the outstanding principal repayable (plus accrued interest); and interest charged to the Comprehensive Income and Expenditure Statement is the amount payable for the year according to the loan agreement.

Where premiums and discounts have been charged to the Comprehensive Income and Expenditure Statement, regulations allow the impact on the General Fund Balance to be spread over future years. The Council has a policy of spreading the gain or loss over the term that was remaining on the loan against which the premium was payable or discount receivable when it was repaid. The reconciliation of amounts charged to the Comprehensive Income and Expenditure Statement to the net charge required against the General Fund Balance is managed by a transfer to or from the Financial Instruments Adjustment Account in the Movement in Reserves Statement.

Financial Assets

Financial assets are classified based on a classification and measurement approach that reflects the business model for holding the financial assets and their cashflow characteristics. There are three main classes of financial assets measured at:

- Amortised cost;
- Fair value through profit or loss (FVPL); and
- Fair value through other comprehensive income (FVOCI).

The Council's business model is to hold investments to collect contractual cash flows. Financial assets are therefore classified as amortised costs, except for those whose contractual payments are not solely payment of principal and interest (i.e. where the cash flows do not take the form of a basic debt instrument).

Notes to the Financial Statements

Financial Assets Measured at Amortised Cost

Financial assets measured at amortised cost are recognised in the Balance Sheet when the Council becomes a party to the contractual provisions of a financial instrument and are initially measured at fair value. They are subsequently measured at their amortised cost. Annual credits to the Financing and Investment Income and Expenditure line in the Comprehensive Income and Expenditure Statement for interest receivable are based on the carrying amount of the asset multiplied by the effective rate of interest for the instrument. For most of the financial assets held by the Council, this means that the amount presented in the Balance Sheet is the outstanding principal receivable (plus accrued interest) and interest credited to the Comprehensive Income and Expenditure Statement is the amount receivable for the year in the loan agreement.

However, the Council has made a number of loans to partnership arrangements and community organisations at less than market rates (soft loans). When soft loans are made, a loss is recorded in the Comprehensive Income and Expenditure Statement (debited to the appropriate service) for the present value of the interest that will be foregone over the life of the instrument, resulting in a lower amortised cost than the outstanding principal.

Interest is credited to the Financing and Investment Income and Expenditure line in the Comprehensive Income and Expenditure Statement at a marginally higher effective rate of interest than the rate receivable from these organisations, with the difference serving to increase the amortised cost of the loan in the Balance Sheet. Statutory provisions require that the impact of soft loans on the General Fund Balance is the interest receivable for the financial year – the reconciliation of amounts debited and credited to the Comprehensive Income and Expenditure Statement to the net gain required against the General Fund Balance is managed by a transfer to or from the Financial Instruments Adjustment Account in the Movement in Reserves Statement.

Any gains and losses that arise on the derecognition of an asset are credited or debited to the Financing and Investment Income and Expenditure line in the Comprehensive Income and Expenditure Statement.

Expected Credit Loss Model

The Council recognises expected credit losses on all its financial assets either on a 12 month or lifetime basis. The expected credit loss model also applies to lease receivables and contract assets. Only lifetime losses are recognised for trade receivables (debtors) held by the Council.

Impairment losses are calculated to reflect the expectation that the future cash flows might not take place because the borrower could default on their obligations. Credit risk plays a crucial part in assessing losses. Where risk has increased significantly since an instrument was initially recognised, losses are assessed on a lifetime basis. Where risk has not increased significantly or remains low, losses are assessed on a 12 month expected losses basis.

Expected credit losses are reviewed annually.

Financial Assets Measured at Fair Value through Profit or Loss

Financial assets that are measured at FVPL are recognised on the Balance Sheet when the Council becomes a party to the contractual provisions of a financial instrument and are initially measured and carried at fair value. Fair value gains and losses are recognised as they arise in the Surplus or Deficit on the Provision of Services.

Fair value of an asset is the price that would be received to sell an asset in an orderly transaction between market participants at the measurement date. The fair value measurements of the Council's financial assets are based on the following techniques:

- Instruments with quoted market prices – the market price; and
- Other instruments with fixed and determinable payments – discounted cash flow analysis.

The inputs to the measurement techniques are categorised in accordance with the following three levels:

Notes to the Financial Statements

- Level 1 inputs – quoted prices (unadjusted) in active markets for identical assets that the Council can access at the measurement date;
- Level 2 inputs – inputs other than quoted prices included within Level 1 that are observable for the asset, either directly or indirectly; and
- Level 3 inputs – unobservable inputs for the asset.

Any gains and losses that arise on the derecognition of the asset are credited or debited to the Financing and Investment Income and Expenditure line in the Comprehensive Income and Expenditure Statement.

The Council also holds a small number of gilts and unit trusts which are classified as 'financial assets at fair value through profit and loss', meaning that all movements in price are recognised within the Surplus or Deficit on the Provision of Services.

Financial Assets Measured at Fair Value through Other Comprehensive Income

The Council does not generally invest in equity shares but does have shareholdings in Newcastle Airport Ltd. Whilst this investment is not anticipated to be sold, the Council is consequently exposed to losses arising from movements in the prices of the shares.

These shares have therefore been elected as 'fair value through other comprehensive income', meaning that all movements in price will impact on gains and losses recognised in the Financial Instruments Revaluation Reserve.

The Council has long term investments in two companies which form part of the group accounts – Siglion LLP and Sunderland Lifestyle Partnership Ltd. In the Council's own single-entity accounts, the interests in these companies is recorded as financial assets at cost.

1.10 Government Grants and Contributions

Whether paid on account, by instalments or in arrears, government grants and third-party contributions and donations are recognised as due to the Council when there is reasonable assurance that:

- the Council will comply with the conditions attached to the payments; and
- the grants or contributions will be received.

Amounts recognised as due to the Council are not credited to the Comprehensive Income and Expenditure Statement until conditions attached to the grant or contribution have been satisfied. Conditions are stipulations that specify that the future economic benefits or service potential embodied in the asset acquired using the grant or contribution are required to be consumed by the recipient as specified, or future economic benefits or service potential must be returned to the transferor.

Monies advanced as grants and contributions for which conditions have not been satisfied are carried in the Balance Sheet as creditors. When conditions are satisfied, the grant or contribution is credited to the relevant service line (attributable revenue grants and contributions) or Taxation and Non-Specific Grant Income and Expenditure (non-ringfenced revenue grants and all capital grants) in the Comprehensive Income and Expenditure Statement.

Where capital grants are credited to the Comprehensive Income and Expenditure Statement, they are reversed out of the General Fund Balance in the Movement in Reserves Statement. Where the grant has yet to be used to finance capital expenditure, it is posted to the Capital Grants Unapplied Reserve. Where it has been applied, it is posted to the Capital Adjustment Account. Amounts in the Capital Grants Unapplied Reserve are transferred to the Capital Adjustment Account once they have been applied to fund capital expenditure.

Notes to the Financial Statements

1.11 Intangible Assets

Expenditure on non-monetary assets that do not have physical substance but are controlled by the Council as a result of past events (e.g. software licences) is capitalised when it is expected that future economic benefits or service potential will flow from the intangible asset to the Council.

Internally generated assets are capitalised where it is demonstrable that the project is technically feasible and is intended to be completed (with adequate resources being available) and the Council will be able to generate future economic benefits or deliver service potential by being able to sell or use the asset. Expenditure is capitalised where it can be measured reliably as attributable to the asset and is restricted to that incurred during the development phase (research expenditure cannot be capitalised).

Expenditure on the development of websites is not capitalised if the website is solely or primarily intended to promote or advertise the Council's goods or services.

Intangible assets are measured initially at cost. Amounts are only revalued where the fair value of the assets held by the Council can be determined by reference to an active market. In practice, no intangible asset held by the Council meets this criterion, and they are therefore carried at amortised cost. The depreciable amount of an intangible asset is amortised over its useful life to the relevant service line(s) in the Comprehensive Income and Expenditure Statement. An asset is tested for impairment whenever there is an indication that the asset might be impaired – any losses recognised are posted to the relevant service line(s) in the Comprehensive Income and Expenditure Statement. Any gain or loss arising on the disposal or abandonment of an intangible asset is posted to the Other Operating Expenditure line in the Comprehensive Income and Expenditure Statement.

Where expenditure on intangible assets qualifies as capital expenditure for statutory purposes, amortisation, impairment losses and disposal gains and losses are not permitted to have an impact on the General Fund Balance. The gains and losses are therefore reversed out of the General Fund Balance in the Movement in Reserves Statement and posted to the Capital Adjustment Account and, for any sale proceeds greater than £10,000, the Capital Receipts Reserve.

The only category of intangible assets for the Council is software licences; the asset life used for licences is between 5 and 10 years depending on licence conditions.

1.12 Interests in Companies and Other Entities

The Council has material interests in companies and other entities that have the nature of subsidiaries and joint ventures and require it to prepare group accounts. In the Council's own single entity accounts, the interests in companies and other entities are recorded as financial assets at cost less any impairment allowances.

1.13 Joint Operations

Joint operations are arrangements where the parties that have joint control of the arrangement have rights to the assets and obligations for the liabilities relating to the arrangement. The activities undertaken by the Council in conjunction with other joint operators involve the use of the assets and resources of those joint operators. In relation to its interest in a joint operation, the Council as a joint operator recognises:

- its assets, including its share of any assets held jointly;
- its liabilities, including its share of any liabilities incurred jointly;
- its revenue from the sale of its share of the output arising from the joint operation;
- its share of the revenue from the sale of the output by the joint operation; and
- its expenses, including its share of any expenses incurred jointly.

1.14 Inventories

Inventories are included in the Balance Sheet at cost price, apart from inventories held by Highways Services and salt stock. These are valued at latest price, which is a departure from the Code but values are not material. A de-minimis level of £5,000 is applied to inventories.

Notes to the Financial Statements

1.15 Investment Property

Investment properties are those that are used solely to earn rentals and/or for capital appreciation. The definition is not met if the property is used in any way to facilitate the delivery of services or production of goods or is held for sale. The only investment properties held by the Council are areas of land which are held for capital appreciation and therefore earn no rental income.

Investment properties are measured initially at cost and subsequently at fair value, being the price that would be received to sell such an asset in an orderly transaction between market participants at the measurement date. As a non-financial asset, investment properties are measured at highest and best use. Properties are not depreciated but are revalued annually according to market conditions at the year-end. Gains and losses on revaluation are posted to the Financing and Investment Income and Expenditure line in the Comprehensive Income and Expenditure Statement. The same treatment is applied to gains and losses on disposal.

Revaluation and disposal gains and losses are not permitted by statutory arrangements to have an impact on the General Fund Balance. The gains and losses are therefore reversed out of the General Fund Balance in the Movement in Reserves Statement and posted to the Capital Adjustment Account and, for any sale proceeds greater than £10,000, the Capital Receipts Reserve.

1.16 Leases

Leases are classified as finance leases where the terms of the lease transfer substantially all the risks and rewards incidental to ownership of the property, plant or equipment from the lessor to the lessee. All other leases are classified as operating leases.

Where a lease covers both land and buildings, the land and buildings elements are considered separately for classification.

Arrangements that do not have the legal status of a lease but convey a right to use an asset in return for payment are accounted for under this policy where fulfilment of the arrangement is dependent on the use of specific assets.

(a) The Council as Lessee

Finance Leases

Property, Plant and Equipment held under finance leases is recognised on the Balance Sheet at the commencement of the lease at its fair value measured at the lease's inception (or the present value of the minimum lease payments, if lower). The asset recognised is matched by a liability for the obligation to pay the lessor. Initial direct costs of the Council are added to the carrying amount of the asset. Premiums paid on entry into a lease are applied to writing down the lease liability. Contingent rents are charged as expenses in the periods in which they are incurred.

Lease payments are apportioned between:

- a charge for the acquisition of the interest in the property, plant or equipment – applied to write down the lease liability; and
- a finance charge (debited to the Financing and Investment Income and Expenditure line in the Comprehensive Income and Expenditure Statement).

Property, Plant and Equipment recognised under finance leases is accounted for using the policies applied generally to such assets, subject to depreciation being charged over the lease term if this is shorter than the asset's estimated useful life (where ownership of the asset does not transfer to the Council at the end of the lease period).

The Council is not required to raise Council Tax to cover depreciation or revaluation and impairment losses arising on leased assets. Instead, a prudent annual contribution is made from revenue funds towards the deemed capital investment in accordance with statutory requirements. Depreciation and revaluation and impairment losses are therefore substituted by a revenue contribution in the General Fund Balance, by way of an adjusting transaction with the Capital Adjustment Account in the Movement in Reserves Statement for the difference between the two.

Notes to the Financial Statements

Operating Leases

Rentals paid under operating leases are charged to the Comprehensive Income and Expenditure Statement as an expense of the services benefiting from use of the leased property, plant or equipment. Charges are made on a straight-line basis over the life of the lease, even if this does not match the pattern of payments (e.g. there is a rent-free period at the commencement of the lease).

(b) The Council as Lessor

Operating Leases

Where the Council grants an operating lease over a property or an item of plant or equipment, the asset is retained in the Balance Sheet. Rental income is credited to the Other Operating Expenditure line in the Comprehensive Income and Expenditure Statement. Credits are made on a straight-line basis over the life of the lease, even if this does not match the pattern of payments (e.g. there is a premium paid at the commencement of the lease). Initial direct costs incurred in negotiating and arranging the lease are added to the carrying amount of the relevant asset and charged as an expense over the lease term on the same basis as rental income.

1.17 Overheads and Support Services

The costs of overheads and support services are charged to service segments in accordance with the Council's arrangements for accountability and financial performance. The charging method varies according to the service provision.

1.18 Internal Interest

Interest is credited to the General Fund from the Consolidated Advances and Borrowing Pool based on cash flow and fund balances. The amounts are calculated using 7-day money market rates in accordance with guidance contained within the Code of Practice on Local Authority Accounting.

1.19 Delegated Budgets

As set out in the Local Management of Schools Scheme, schools may carry forward any under-spending on their budgets to the following financial year as provisions for specific future spending plans or as earmarked general balances.

1.20 Property, Plant and Equipment

Assets that have physical substance and are held for use in the production or supply of goods or services, for rental to others, or for administrative purposes and that are expected to be used during more than one financial year are classified as Property, Plant and Equipment.

Recognition

Expenditure on the acquisition, creation or enhancement of Property, Plant and Equipment is capitalised on an accrual basis, if it is probable that the future economic benefits or service potential associated with the item will flow to the Council and the cost of the item can be measured reliably. Capital expenditure that does not add to an asset's potential to deliver future economic benefits or service potential (i.e. repairs and maintenance) is charged as an expense in the year when it is incurred.

Measurement

Assets are initially measured at cost, comprising:

- the purchase price;
- any costs attributable to bringing the asset to the location and condition necessary for it to be capable of operating in the manner intended by management; and
- the initial estimate of the costs of dismantling and removing the item and restoring the site on which it is located.

Notes to the Financial Statements

The Council does not capitalise borrowing costs incurred whilst assets are under construction.

Capital projects that are still in progress are classed as 'non-current assets under construction' and are shown in the balance sheet under the relevant asset category. For material capital schemes that have been completed an assessment is undertaken by the Senior Manager – Property Services to determine any change the capital scheme has made to an asset's value.

The cost of assets acquired other than by purchase is deemed to be its fair value, unless the acquisition does not have commercial substance (i.e. it will not lead to a variation in the cash flows of the Council). In the latter case, where an asset is acquired via an exchange, the cost of the acquisition is the carrying amount of the asset given up by the Council.

Assets are then carried in the Balance Sheet using the following measurement bases:

- infrastructure and community assets – depreciated historic cost (DHC);
- surplus assets – the current value measurement base is fair value, estimated at highest and best use from a market participant's perspective; and
- all other assets – current value, determined as the amount that would be paid for the asset in its existing use (existing use value – EUV).

Where there is no market-based evidence of current value because of the specialist nature of an asset, such as for school buildings, depreciated replacement cost (DRC) is used as an estimate of current value.

Where non-property assets have short useful lives or low values (or both), DHC is used as a proxy for current value.

Assets included in the Balance Sheet at current value are revalued sufficiently regularly to ensure that their carrying amount is not materially different from their current value at the year-end, but as a minimum every five years. To ensure that this takes place a rolling programme of valuations has been put in place by the Senior Manager – Property Services.

Assets are valued in accordance with the principles of the RICS (Royal Institution of Chartered Surveyors) Appraisals and Valuation Standards. The valuations are supervised by M. Whitaker, Senior Manager – Property Services, the Council's qualified (MRICS) Chartered Surveyor. Increases in valuations are matched by credits to the Revaluation Reserve to recognise unrealised gains. Exceptionally, gains might be credited to the Surplus or Deficit on the Provision of Services where they arise from the reversal of a loss previously charged to a service.

Where decreases in value are identified, they are accounted for by:

- where there is a balance of revaluation gains for the asset in the Revaluation Reserve, the carrying amount of the asset is written down against that balance (up to the amount of the accumulated gains); and
- where there is no balance in the Revaluation Reserve or an insufficient balance, the carrying amount of the asset is written down against the relevant service line(s) in the Comprehensive Income and Expenditure Statement.

The Revaluation Reserve contains revaluation gains recognised since 1 April 2007 only, the date of its formal implementation. Gains arising before that date have been consolidated into the Capital Adjustment Account.

Voluntary Aided Church schools and Foundation schools where the asset is not owned by the Council are not included on the Council's Balance Sheet. Assets for schools that transfer to academy status are transferred on a long lease with peppercorn rental and the asset is in effect owned by the school and its asset value is not therefore included on the Council's balance sheet. Community school assets are included on the Council's Balance Sheet.

Notes to the Financial Statements

De-Minimis Levels

The use of a de-minimis level for valuations and for capital expenditure means that expenditure on assets below the de-minimis level are charged to the revenue account, i.e. the asset is not included in the balance sheet unless it is part of an overall project costing more than the established de-minimis level or the assessed gross book value is more than the established de-minimis level.

For all valuations and capital expenditure the de-minimis level is £20,000.

Impairment

Assets are assessed at each year-end as to whether there is any indication that they may be impaired. Where indications of impairment exist, the overall estimated level of impairment is considered and, if material, the recoverable amounts of each of the affected assets are estimated. Where this is less than the carrying amount of the asset, an impairment loss is recognised for the shortfall.

Where impairment losses are identified, they are accounted for as follows:

- where there is a balance of revaluation gains for the asset in the Revaluation Reserve, the carrying amount of the asset is written down against that balance (up to the amount of the accumulated gains); and
- where there is no balance in the Revaluation Reserve or an insufficient balance, the carrying amount of the asset is written down against the relevant service line(s) in the Comprehensive Income and Expenditure Statement.

Where an impairment loss is reversed subsequently, the reversal is credited to the relevant service line(s) in the Comprehensive Income and Expenditure Statement, up to the amount of the original loss, adjusted for depreciation that would have been charged if the loss had not been recognised.

Depreciation

Depreciation is provided for on all Property, Plant and Equipment assets by the systematic allocation of their depreciable amounts over their useful lives. An exception is made for assets without a determinable finite useful life (i.e. freehold land and certain Community Assets) and assets that are not yet available for use (i.e. assets under construction).

Depreciation on all Property, Plant and Equipment assets has been calculated on a straight-line basis by taking the opening net asset value divided by the future life expectancy.

Depreciation is charged in the first full year following acquisition, revaluation and enhancement of buildings. This reflects the pattern of consumption of economic benefits of the assets.

The life expectancy for each asset category falls within the following ranges:

Asset Category	Years
Land and buildings	5 – 60
Vehicles, plant and equipment	3 – 40
Infrastructure	10 – 60

Where an item of Property, Plant and Equipment has major components whose cost is significant in relation to the total cost of the item, the components are depreciated separately. A de-minimis level for considering componentisation has been set at £1m. A standard list of components is used by the Council:

- building structure; and
- mechanical and electrical.

Revaluation gains are also depreciated, with an amount equal to the difference between current value depreciation charged on assets and the depreciation that would have been chargeable based on their

Notes to the Financial Statements

historical cost being transferred each year from the Revaluation Reserve to the Capital Adjustment Account.

Disposals and Non-current Assets Held for Sale

When it becomes probable that the carrying amount of an asset will be recovered principally through a sale transaction rather than through its continuing use, it is reclassified as an Asset Held for Sale. The asset is revalued immediately before reclassification and then carried at the lower of this amount and fair value less costs to sell. Where there is a subsequent decrease to fair value less costs to sell, the loss is posted to the Other Operating Expenditure line in the Comprehensive Income and Expenditure Statement. Gains in fair value are recognised only up to the amount of any previous losses recognised in the Surplus or Deficit on Provision of Services. Depreciation is not charged on Assets Held for Sale.

If assets no longer meet the criteria to be classified as Assets Held for Sale, they are reclassified back to non-current assets and valued at the lower of their carrying amount before they were classified as held for sale; adjusted for depreciation, amortisation or revaluations that would have been recognised had they not been classified as Held for Sale, and their recoverable amount at the date of the decision not to sell.

Assets that are to be abandoned or scrapped are not reclassified as Assets Held for Sale.

When an asset is disposed of or decommissioned, the carrying amount of the asset in the Balance Sheet (whether Property, Plant and Equipment or Assets Held for Sale) is written off to the Other Operating Expenditure line in the Comprehensive Income and Expenditure Statement as part of the gain or loss on disposal. Receipts from disposals (if any) are credited to the same line in the Comprehensive Income and Expenditure Statement also as part of the gain or loss on disposal (i.e. netted off against the carrying value of the asset at the time of disposal). Any revaluation gains accumulated for the asset in the Revaluation Reserve are transferred to the Capital Adjustment Account.

Amounts received for a disposal in excess of £10,000 are categorised as capital receipts. A proportion of capital receipts relating to housing disposals is payable to the Government. The balance of receipts remains within the Capital Receipts Reserve and can then only be used for new capital investment or set aside to reduce the Council's underlying need to borrow (the capital financing requirement). Receipts are appropriated to the Reserve from the General Fund Balance in the Movement in Reserves Statement.

The written-off value of disposals is not a charge against Council Tax, as the cost of non-current assets is fully provided for under separate arrangements for capital financing. Amounts are appropriated to the Capital Adjustment Account from the General Fund Balance in the Movement in Reserves Statement.

1.21 Private Finance Initiative (PFI) and Similar Contracts

PFI and similar contracts are agreements to receive services, where the responsibility for making available the property, plant and equipment needed to provide the services passes to the PFI contractor. As the Council is deemed to control the services that are provided under its PFI schemes, and as ownership of the property, plant and equipment will pass to the Council at the end of the contracts for no additional charge, the Council carries the assets used under the contracts on its Balance Sheet as part of Property, Plant and Equipment.

The original recognition of these assets at fair value (based on the cost to purchase the property, plant and equipment) was balanced by the recognition of a liability for amounts due to the scheme operator to pay for the capital investment.

Non-current assets recognised on the Balance Sheet are revalued and depreciated in the same way as property, plant and equipment owned by the Council.

The amounts payable to the PFI operators each year are analysed into five elements:

Notes to the Financial Statements

- **fair value of the services received during the year** – debited to the relevant service in the Comprehensive Income and Expenditure Statement;
- **finance cost** – an interest charge on the outstanding Balance Sheet liability, debited to the Financing and Investment Income and Expenditure line in the Comprehensive Income and Expenditure Statement;
- **contingent rent** – increases in the amount to be paid for the property arising during the contract, debited to the Financing and Investment Income and Expenditure line in the Comprehensive Income and Expenditure Statement;
- **payment towards liability** – applied to write down the Balance Sheet liability towards the PFI operator (the profile of write-downs is calculated using the same principles as for a finance lease); and
- **lifecycle replacement costs** – proportion of the amounts payable is posted to the Balance Sheet as a prepayment and then recognised as additions to Property, Plant and Equipment when the relevant works are eventually carried out.

1.22 Fair Value Measurement of non-financial assets

The Council measures some of its non-financial assets such as surplus assets and investment properties and, where material to the financial statements, some of its financial instruments such as equity shareholdings at fair value at each reporting date. Fair value is the price that would be received to sell an asset or paid to transfer a liability in an orderly transaction between market participants at the measurement date. The fair value measurement assumes that the transaction to sell the asset or transfer the liability takes place either:

- a) in the principal market for the asset or liability, or
- b) in the absence of a principal market, in the most advantageous market for the asset or liability.

The Council measures the fair value of an asset or liability using the assumptions that market participants would use when pricing the asset or liability, if market participants act in their economic best interest.

When measuring the fair value of a non-financial asset, the Council considers a market participant's ability to generate economic benefits by using the asset in its highest and best use or by selling it to another market participant that would use the asset in its highest and best use.

The Council uses valuation techniques that are appropriate in the circumstances and for which enough data is available, maximising the use of relevant observable inputs and minimising the use of unobservable inputs.

Inputs to the valuation techniques in respect of assets and liabilities for which fair value is measured or disclosed in the Council's financial statements are categorised within the fair value hierarchy, as follows:

- Level 1 – quoted prices (unadjusted) in active markets for identical assets or liabilities that the Council can access at the measurement date;
- Level 2 – inputs other than quoted prices included within Level 1 that are observable for the asset or liability, either directly or indirectly; and
- Level 3 – unobservable inputs for the asset or liability.

1.23 Provisions

Provisions are made where an event has taken place that gives the Council a legal or constructive obligation that probably requires settlement by a transfer of economic benefits or service potential, and a reliable estimate can be made of the amount of the obligation. For instance, the Council may be involved in a court case which could eventually result in the making of a settlement or the payment of compensation.

Provisions are charged as an expense to the appropriate service line in the Comprehensive Income and Expenditure Statement in the year that the Council becomes aware of the obligation and are

Notes to the Financial Statements

measured at the best estimate at the Balance Sheet date of the expenditure required to settle the obligation, considering relevant risks and uncertainties.

When payments are eventually made, they are charged to the provision carried in the Balance Sheet. Estimated settlements are reviewed at the end of each financial year – where it becomes less than probable that a transfer of economic benefits will now be required (or a lower settlement than anticipated is made), the provision is reversed and credited back to the relevant service.

Where some or all the payment required to settle a provision is expected to be recovered from another party (e.g. from an insurance claim), this is only recognised as income for the relevant service if it is virtually certain that reimbursement will be received if the Council settles the obligation.

1.24 Contingent Liabilities

A contingent liability arises where an event has taken place that gives the Council a possible obligation whose existence will only be confirmed by the occurrence or otherwise of uncertain future events not wholly within the control of the Council. Contingent liabilities also arise in circumstances where a provision would otherwise be made but either it is not probable that an outflow of resources will be required, or the amount of the obligation cannot be measured reliably.

Contingent liabilities are not recognised in the Balance Sheet but disclosed in a note to the accounts.

1.25 Contingent Assets

A contingent asset arises where an event has taken place that gives the Council a possible asset whose existence will only be confirmed by the occurrence or otherwise of uncertain future events not wholly within the control of the Council.

Contingent assets are not recognised in the Balance Sheet but disclosed in a note to the accounts where it is probable that there will be an inflow of economic benefits or service potential.

1.26 Reserves

The Council sets aside specific amounts as reserves for future policy purposes or to cover contingencies. Reserves are created by transferring amounts out of the General Fund Balance. When expenditure to be financed from a reserve is incurred, it is charged to the appropriate service in that year to score against the Surplus or Deficit on the Provision of Services in the Comprehensive Income and Expenditure Statement. The reserve is then transferred back into the General Fund Balance so that there is no net charge against council tax for the expenditure.

Certain reserves are maintained to manage the accounting processes for non-current assets, financial instruments, local taxation, retirement and employee benefits and do not represent usable resources for the Council. These reserves are explained in the relevant policies.

1.27 Revenue Expenditure Funded from Capital under Statute

Expenditure incurred during the year that may be capitalised under statutory provisions but that does not result in the creation of a non-current asset has been charged as expenditure to the relevant service in the Comprehensive Income and Expenditure Statement in the year. Where the Council has determined to meet the cost of this expenditure from existing capital resources or by borrowing, a transfer in the Movement in Reserves Statement from the General Fund Balance to the Capital Adjustment Account then reverses out the amounts charged to the Comprehensive Income and Expenditure Statement so that there is no impact on the level of Council Tax.

1.28 Value Added Tax (VAT)

VAT payable is included as an expense only to the extent that it is not recoverable from HM Revenue and Customs. VAT receivable is excluded from income.

Notes to the Financial Statements

1.29 Schools

The Code of Practice on Local Authority Accounting in the United Kingdom confirms that the balance of control for local authority-maintained schools (i.e. those categories of school identified in the School Standards and Framework Act 1998, as amended) lies with the local authority. The Code also stipulates that those schools' assets, liabilities, reserves and cash flows are recognised in the local authority financial statements. Therefore, schools' transactions, cash flows and balances are recognised in each of the financial statements of the Council as if they were the transactions, cash flows and balances of the Council.

1.30 Council Tax and Business Rates

Billing authorities act as agents, collecting Council Tax and Business Rates on behalf of the major preceptors (including government for business rates) and, as principals, collecting council tax and business rates for themselves. Billing authorities are required by statute to maintain a separate fund (the Collection Fund) for the collection and distribution of amounts due in respect of Council Tax and Business Rates. Under the legislative framework for the Collection Fund, billing authorities, major preceptors and central government share proportionately the risks and rewards that the amount of Council Tax and Business Rates collected could be less or more than predicted.

The Council Tax and Business Rates income included in the Comprehensive Income and Expenditure Statement is the Council's share of accrued income for the year. However, regulations determine the amount of Council Tax and Business Rates that must be included in the Council's General Fund. Therefore, the difference between the income included in the Comprehensive Income and Expenditure Statement and the amount required by regulation to be credited to the General Fund is taken to the Collection Fund Adjustment Account and included as a reconciling item in the Movement in Reserves Statement.

The Balance Sheet includes the Council's share of the end of year balances in respect of Council Tax and Business Rates relating to arrears, impairment allowances for doubtful debts, overpayments, prepayments and appeals.

Note 2 – Accounting standards that have been issued but have not yet been adopted

The Code requires the Council to disclose information relating to the impact of an accounting change that will be required by a new standard which has been issued but has not yet been adopted by the Code.

The new/amended standards to be adopted for the 2020/2021 Statement of Accounts include:

- Amendments to IAS 1 Presentation of Financial Statements and IAS 8 Accounting Policies, Changes in Accounting Estimates and Errors; Definition of Material;
- Amendments to IAS 28 Investments in Associates and Joint Ventures: Long Term Interests in Associates and Joint Ventures;
- Annual Improvements to IFRS standards; and
- Amendments to IAS 19 Employee Benefits: Plan Amendment, Curtailment or Settlement.

These are not expected to have a significant impact on the Statement of Accounts. Restatement of 2019/2020's accounts will not be required.

In addition, IFRS 16 Leases will be adopted for the 2021/2022 Statement of Accounts. Due to the Covid-19 pandemic, implementation of this standard has been deferred from 1 April 2020 to 1 April 2021.

IFRS 16 will require local authorities that are lessees to recognise most of their leases on their balance sheet as 'right of use' assets with corresponding lease liabilities.

Notes to the Financial Statements

This is expected to have some impact on the 2021/2022 Statement of Accounts but this is not expected to be significant as any material leases, such as fleet and PFI arrangements, are already reflected on the Balance Sheet although some changes may be required to existing reporting arrangements.

Note 3 – Critical Judgements in applying accounting policies

In applying the accounting policies set out in Note 1, the Council has had to make certain judgements about complex transactions or those involving uncertainty about future events. The critical judgements made in the Statement of Accounts are:

- There is a high degree of uncertainty about future levels of funding for local government. However, the Council has determined that this uncertainty is not yet enough to provide an indication that the assets of the Council might be impaired as a result of a need to close facilities and reduce levels of service provision;
- Pension Fund Guarantor – Gentoo
The Council acts as a guarantor to the Tyne and Wear Pension Fund in respect of pensions for employees who were originally employed by the Council but transferred to Gentoo in March 2001. Under this guarantee, only the basic level of pension would be funded (no added years). Although facing similar pressures to the Council, Gentoo's financial position is healthy and the likelihood of Gentoo ceasing to operate is highly unlikely. It is very difficult to estimate the potential cost to the Council if that were to happen as the Council only has partial liability and that liability will have significantly diminished since 2001 as a result of staff turnover and some of the affected staff retiring. The Council's share of any potential deficit would need to be considered as part of the overall financial position of Gentoo at the point that it ceased operating and any liability relating to the Council would be repaid over an agreed repayment period. This guarantee has been judged to be a guarantee against financial risk under IFRS 9, Financial Instruments, but as any value would not be material to the accounts, acquiring a Fair Value has not been considered necessary;
- Pension Fund Guarantor – other organisations
The Council also acts as a joint guarantor (along with other councils) to the Tyne and Wear Pension Fund in respect of pensions for employees of several bodies such as the Association of North East Councils (ANEC) and the North East Regional Employers Organisation (NEREO). The councils involved have agreed with the Pension Fund administrators that, in the unlikely event of any of these bodies failing, any pension deficit would be repaid over an agreed repayment period. Independently, the Council has similar arrangements in place for possible pension deficits with several other organisations. These guarantees have been judged to be guarantees against financial risk under IFRS 9, Financial Instruments, but as any value would not be material to the accounts, acquiring a Fair Value has not been considered necessary;
- Guaranteed Minimum Pension (GMP) Indexation and Equalisation
GMP is a portion of pension that was accrued by individuals who were contracted out of the State Second Pension prior to 6 April 1997. All public service schemes, including the LGPS, were contracted out.

Reforms to the State Pension system on 6 April 2016 removed the facility by which central government paid top-up payments to members with GMP who reached State Pension Age after that date. In March 2016 the Government introduced an 'interim solution' which made the LGPS responsible for paying the full increases on GMPs for individuals reaching State Pension Age (SPA) from 5 April 2016 through to 6 December 2018. In January 2018 the Government extended the interim solution to individuals reaching SPA before 5 April 2021 and Government policy is to fully index and equalise GMP pensions for men and women reaching SPA after 5 April 2021 but has not yet enacted this in legislation.

Separately, on 26 October 2018, the High Court ruled in the Lloyds Bank case that equalisation for the effect of unequal GMPs is required. The ruling confirmed that trustees have a duty "to

Notes to the Financial Statements

equalise benefits for men and women so as to alter the result which is at present produced in relation to GMPs”.

HM Treasury have confirmed that public sector schemes already have a method to equalise guaranteed minimum pension benefits (through the interim solutions and commitment to pay full increases on GMPs) and they do not plan to change their method as a result of that judgement.

Considering this, the accounts include an allowance for full increases on GMP pensions for individuals reaching state pension age from 5 April 2016. This assumes that HM Treasury will legislate to change the Scheme in the future to compensate members who were contracted out of the second state pension prior to 6 April 1997 for the removal of the additional pension element of the state pension from 6 April 2016.

The additional liability relating to this, recognised in 2018/2019, amounted to £10.7m and is shown as a past service cost.

Until HM Treasury announce scheme changes there is some uncertainty over the final liability that may emerge.

- **McCloud Judgement**
Following a review of public service pension schemes in 2011, all schemes were reformed with the objective of reducing the overall cost to the taxpayer and putting schemes on a more sustainable footing.

The reforms included transitional protections for those members who were closest to retirement. Protections applied to active members who were within 10 years of their Normal Pension Age on 1 April 2012. All LGPS members transferred to the new 2014 Scheme on 1 April 2014 but members within 10 years of normal retirement were given an underpin promise that benefits earned after 1 April 2014 would be at least as valuable, in terms of amount and when they could be drawn, as if they had remained in the 2008 Scheme.

In 2018 the Government lost a Court of Appeal case (the ‘McCloud/Sargeant’ judgement) which found that the transitional protection arrangements put in place when the firefighters’ and judges’ pension schemes were reformed were age discriminatory.

This is likely to have implications for all public sector schemes due to the similarities in the way members closest to retirement were protected and could lead to members of the LGPS, who were discriminated against, being compensated.

Considering this, the accounts include an allowance for estimated liabilities relating to potential remedies for age discrimination within the LGPS arrangements. This assumes that the Government will legislate to change the scheme in the future to compensate members who have been discriminated against.

The additional liability relating to this, recognised in 2018/2019, amounted to £17.21m and is shown as a past service cost.

Until the Government announce scheme changes there is some uncertainty over the final liability that may emerge.

Note 4 – Assumptions made about the future and other major sources of estimation uncertainty

The Statement of Accounts contains estimated figures that are based on assumptions made by the Council about the future or that are otherwise uncertain. Estimates are made considering historical experience, current trends and other relevant factors. However, because balances cannot be determined with certainty, actual results could be materially different from the assumptions and estimates.

Notes to the Financial Statements

The items in the Council's Balance Sheet at 31 March 2020 for which there is a significant risk of material adjustment in the forthcoming financial year are as follows:

Item	Uncertainties	Effect if Actual Results Differ from Assumptions
Property, Plant and Equipment and Investment Assets – valuations	<p>Assets are valued, in accordance with Royal Institute of Chartered Surveyors (RICS) valuation standards and involve the use of a number of estimation techniques including various property indices.</p> <p>Due to the economic effects of the Covid-19 pandemic, the Council's valuers have been faced with an unprecedented set of circumstances and consider that less weight can be attached to market evidence which would usually be relied upon to inform opinions of value at 31 March 2020.</p> <p>The asset valuations at 31 March 2020 have therefore been provided on the basis of 'material valuation uncertainty' and the Council's valuers have stated that valuations should be considered with less certainty and a higher degree of caution than usual.</p> <p>This does not mean that these valuations cannot be relied on, just that they have been provided in exceptional circumstances which could result in future fluctuations occurring more rapidly than would usually be the case.</p> <p>See note 13 for more details on PPE.</p>	<p>The gross book value (GBV) of the Council's land and buildings, surplus and investment assets portfolio is £562.617m as at 31 March 2020.</p> <p>A 1% change in asset valuations would equate to a £5.626m change in the GBV.</p>
Property, Plant and Equipment – useful economic lives	<p>Assets are depreciated over useful lives that are dependent on assumptions about the level of repairs and maintenance that will be incurred in relation to individual assets. The current economic climate makes it uncertain that the Council will be able to sustain its current spending on repairs and maintenance, bringing into doubt the useful lives assigned to assets.</p> <p>See note 13 for more details on PPE.</p>	<p>If the useful life of assets is reduced, depreciation increases and the carrying amount of the assets falls.</p> <p>It is estimated that the annual depreciation charge for buildings and their components would increase by £2.152m for every year that useful lives had to be reduced.</p>
Provisions	<p>The Council holds provisions of £12.080m. The value of provisions reflects estimated costs based on experience and historic trends but there is a significant degree of uncertainty relating to these.</p> <p>See note 20 for more details on Provisions.</p>	<p>Business Rates: Any increase or decrease in appeals lodged would impact on the overall position of the Collection Fund and future income receivable via business rates. A 10% increase in the level of appeals would impact on the level of provision by £0.844m.</p> <p>Insurance: An increase or decrease of 10% in the estimated average settlement would impact on the level of provision needed by £0.296m.</p>

Notes to the Financial Statements

Item	Uncertainties	Effect if Actual Results Differ from Assumptions
		<p>Legal Negotiations: Settlement of legal negotiations at a level different to the Council's current estimate would either release existing provision or require additional funding to be identified.</p>
Arrears	<p>At 31 March 2020, the Council had a balance of debtors of £69.914m. A review of significant balances suggested that an impairment of doubtful debts of 22.18% (£15.507m) was appropriate. However, in the current economic climate and in the light of the Covid-19 pandemic it is not certain that such an allowance would be sufficient.</p> <p>Further information regarding the impairment of doubtful debts can be found in note 43.</p>	<p>If collection rates were to deteriorate, an increase in the amount of the impairment of doubtful debts would be required.</p>
Pension net liability - valuation	<p>Estimation of the net liability to pay pensions depends on a number of complex judgements relating to the discount rate used, the rate at which salaries are projected to increase, changes in retirement ages, mortality rates and expected returns on pension fund assets. A firm of consulting actuaries is engaged to provide the Council with expert advice about the assumptions to be applied.</p> <p>The Council's net liability includes a share of the overall Pension Fund investment assets. The Pension Fund has disclosed a material uncertainty, due to COVID-19, in respect of pension investments (direct property valuations and pooled residential property funds).</p> <p>Further information regarding Pension Liabilities can be found in note 40.</p>	<p>For funded LGPS benefits, the effects on the net pension liability of changes in individual assumptions can be measured.</p> <p>Details relating to the sensitivity of each assumption can be found in note 40.</p>
Fair Value measurements – equity investments and investment properties	<p>When the fair values of financial assets cannot be measured based on quoted prices in active markets (i.e. Level 1 inputs), their fair value is measured using valuation techniques (e.g. quoted prices for <i>similar</i> assets in active markets or the discounted cash flow (DCF) model). Where possible, the inputs to these valuation techniques are based on observable data, but where this is not possible judgement is required in establishing fair values. These judgements typically include considerations such as uncertainty and risk. However, changes in the assumptions used could affect the fair value of the Council's assets.</p>	<p>The Council uses the market approach that compares the asset to be valued with the prices obtained for other similar assets and the income approach that capitalises the potential income of the asset to measure the fair value of some of its surplus assets, investment properties and assets held for sale.</p> <p>For investment properties, the significant unobservable inputs used in the fair value measurement include management assumptions regarding</p>

Notes to the Financial Statements

Item	Uncertainties	Effect if Actual Results Differ from Assumptions
	<p>Where Level 1 inputs are not available, the Council employs relevant experts to identify the most appropriate valuation techniques to determine fair value (for example for investment properties, the Council's chief valuation officer and external valuer). The impact of the Covid-19 pandemic on fair values has been estimated based on the best available information, however, there remains an element of uncertainty within this which will not be resolved until the full economic impact of the pandemic is known.</p> <p>Information about the valuation techniques and inputs used in determining the fair value of the Council's assets is disclosed in notes 14 and 15.</p>	<p>sales values, market rental, yields and vacancy levels.</p> <p>Significant changes in any of the unobservable inputs would result in a significantly lower or higher fair value measurement for the Council's investment properties.</p> <p>For the Council's equity investments, significant changes in any of the unobservable inputs would result in a significantly higher or lower fair value. As the equity investments relating to the Airport have been elected as 'fair value through other comprehensive income', all movements in fair value will impact on gains and losses recognised in the Council's unusable reserves.</p>

Note 5 – Material items of income and expenditure

The loss on disposal of non-current assets of £2.292m relates mainly to assets previously valued at depreciated replacement cost and assets sold for regeneration. The accounting entries require this 'loss' to be charged to Other Operating Expenditure within the Comprehensive Income and Expenditure Account and then this 'charge' is reversed out in the Movement in Reserves Statement, so that it does not have any impact on the council tax payer.

The following assets have been transferred at a loss/(gain) during 2019/2020:

	(Gains) / Losses on Disposal £m	Date of Transfer
Former Tudor Grove Centre	1.649	6 December 2019
Site B and C, Hetton Downs Renewal Area	1.086	19 December 2019
Other Net (Gains) / Losses	(0.443)	
Total	2.292	

Note 6 – Events after the Balance Sheet date

Adjusting Events after the Balance Sheet date

Where events take place after 31 March which provide information about conditions existing at 31 March, the financial statements and notes are adjusted to reflect the impact of this information. No such events have taken place.

Non-adjusting Events after the Balance Sheet date

Where events take place after 31 March which do not relate to conditions at 31 March, but which provide information that is relevant to an understanding of the Council's financial position, the financial statements and notes are not adjusted but the relevant information is disclosed. No such events have taken place.

Notes to the Financial Statements

Note 7 – Adjustments between accounting basis and funding basis under regulations

This note details the adjustments that are made to the total comprehensive income and expenditure recognised by the Council in the year in accordance with proper accounting practice to arrive at the resources that are specified by statutory provisions as being available to the Council to meet future capital and revenue expenditure.

The following sets out a description of the reserves that the adjustments are made against.

General Fund Balance

The General Fund is the statutory fund into which all the receipts of the Council are required to be paid and out of which all liabilities of the Council are to be met, except to the extent that statutory rules might provide otherwise. These rules can also specify the financial year in which liabilities and payments should impact on the General Fund Balance, which is not necessarily in accordance with proper accounting practice. The General Fund Balance therefore summarises the resources that the Council is statutorily empowered to spend on its services or on capital investment (or the deficit of resources that the Council is required to recover) at the end of the financial year.

Capital Receipts Reserve

The Capital Receipts Reserve holds the proceeds from the disposal of land or other assets, which are restricted by statute from being used other than to fund new capital expenditure or to be set aside to finance historical capital expenditure. The balance on the reserve shows the resources that have yet to be applied for these purposes at the year-end.

Capital Grants Unapplied

The Capital Grants Unapplied Account (Reserve) holds the grants and contributions received towards capital projects for which the Council has met the conditions that would otherwise require repayment of the monies, but which have yet to be applied to meet expenditure. The balance is restricted by grant terms as to the capital expenditure against which it can be applied and/or the financial year in which this can take place.

Notes to the Financial Statements

Note 7 – Adjustments between accounting basis and funding basis under regulations

2018/2019				2019/2020		
Usable				Usable		
General Fund Balance £'000	Capital Receipts Reserve £'000	Capital Grants Unapplied £'000		General Fund Balance £'000	Capital Receipts Reserve £'000	Capital Grants Unapplied £'000
			Adjustments to Revenue Resources			
			Amounts by which income and expenditure included in the Comprehensive Income and Expenditure Statement are different from revenue for the year calculated in accordance with statutory requirements:			
38,540	0	0	Pensions costs - transferred to (or from) the Pensions Reserve	11,290	0	0
456	0	0	Financial instruments - transferred to the Financial Instruments Adjustment Account	(20)	0	0
290	0	0	Council Tax and Business Rates - transfers to or from the Collection Fund Adjustment Account	1,117	0	0
(222)	0	0	Holiday pay - transferred to the Accumulated Absences Reserve	(62)	0	0
49,387	0	11,778	Reversal of items included in the Surplus or Deficit on the Provision of Services in relation to capital expenditure (these items are charged to the Capital Adjustment Account)	32,760	0	10,242
(1,652)	0	0	Deferred Capital Receipts Reserve - sale proceeds credited to the Comprehensive Income and Expenditure Statement as part of the gain/(loss) on disposal	35	0	0
86,799	0	11,778	Total adjustments to Revenue Resources	45,120	0	10,242

Notes to the Financial Statements

Note 7 – Adjustments between accounting basis and funding basis under regulations

2018/2019					2019/2020		
Usable					Usable		
General Fund Balance £'000	Capital Receipts Reserve £'000	Capital Grants Unapplied £'000			General Fund Balance £'000	Capital Receipts Reserve £'000	Capital Grants Unapplied £'000
(2,212)	2,212	0	Adjustments between Revenue and Capital Resources				
			Transfer of non-current asset sale proceeds from revenue to the Capital Receipts Reserve		(2,852)	2,852	0
10	(10)	0	Administrative costs of non-current asset disposals (funded by a contribution from the Capital Receipts Reserve)		33	(33)	0
2	(2)	0	Payments to the Government Housing Receipts Pool (funded by a transfer from the Capital Receipts Reserve)		1	(1)	0
(9,693)	0	0	Statutory provision for the repayment of debt (transfer from the Capital Adjustment Account)		(10,119)	0	0
(11,668)	0	0	Capital expenditure financed from revenue balances (transfer to the Capital Adjustment Account)		(4,278)	0	0
(23,561)	2,200	0	Total adjustments between Revenue and Capital Resources		(17,215)	2,818	0
			Adjustments to Capital Resources				
0	(2,738)	0	Use of the Capital Receipts Reserve to finance capital expenditure		0	(2,088)	0
0	0	(11,301)	Application of capital grants to finance capital expenditure		0	0	(10,724)
0	100	0	Writing down of long term debtor to Capital Adjustment Account		0	103	0
0	2	0	Cash payments in relation to deferred capital receipts		0	1,702	0
0	(2,636)	(11,301)	Total adjustments to Capital Resources		0	(283)	(10,724)
63,238	(436)	477	Total Adjustments		27,905	2,535	(482)

Notes to the Financial Statements

Note 8 – Expenditure and Funding Analysis

The Expenditure and Funding Analysis shows how annual expenditure is used and funded from resources (government grants, rents, Council Tax and Business Rates) by the Council in comparison with those resources consumed or earned by the Council in accordance with generally accepted accounting practice. It also shows how this expenditure is allocated for decision making purposes between the Council's Portfolios. Income and expenditure accounted for under generally accepted accounting practice is presented more fully in the Comprehensive Income and Expenditure Statement.

As with the Comprehensive Income and Expenditure Statement, this analysis is presented in line with the Council's Portfolio responsibilities in place between May 2019 and May 2020. 2018/2019 has been restated and further details can be found in Note 44.

2018/2019 (restated)				2019/2020		
Net Expenditure in the Comprehensive Income and Expenditure Statement £'000	Adjustments between the Funding and Accounting Basis £'000	Net Expenditure Chargeable to the General Fund Balance £'000		Net Expenditure in the Comprehensive Income and Expenditure Statement £'000	Adjustments between the Funding and Accounting Basis £'000	Net Expenditure Chargeable to the General Fund Balance £'000
3,940	(991)	2,949	Leader	3,934	(244)	3,690
10,084	(3,870)	6,214	Deputy Leader	7,446	(2,668)	4,778
22,468	7,405	29,873	Cabinet Secretary	23,776	6,282	30,058
71,763	(8,982)	62,781	Children, Learning and Skills	77,963	(11,431)	66,532
14,824	(3,819)	11,005	Community and Culture	12,956	(5,315)	7,641
42,924	(20,628)	22,296	Environment and Transport	52,027	(32,107)	19,920
53,696	(5,777)	47,919	Health and Social Care	56,342	(6,036)	50,306
4,227	(6,241)	(2,014)	Housing and Regeneration	29,785	(33,177)	(3,392)
10,700	(10,700)	0	IAS19 GMP equalisation	0	0	0
17,210	(17,210)	0	IAS19 pension scheme transition arrangements-McCloud	0	0	0
457	0	457	Equal pay settlement/provision	(6,415)	0	(6,415)
252,293	(70,813)	181,480	Net Cost of Services	257,814	(84,696)	173,118
(183,957)	7,575	(176,382)	Other Income and Expenditure	(242,519)	56,791	(185,728)
68,336	(63,238)	5,098	(Surplus) or Deficit	15,295	(27,905)	(12,610)
		(147,119)	Opening General Fund Balance / Earmarked Reserves			(142,021)
		5,098	(Surplus) or deficit in year			(12,610)
		(142,021)	Closing General Fund Balance / Earmarked Reserves			(154,631)

Notes to the Financial Statements

Note 8 – Expenditure and Funding Analysis

The adjustments between the funding and accounting basis can be further analysed between:

- adjustments for Capital Purposes;
- the net change relating to Pension Adjustments; and
- other differences and adjustments.

2019/2020	Adjustments for Capital Purposes £'000	Net Change for the Pensions Adjustment £'000	Other Statutory Differences £'000	Total Statutory Adjustments £'000	Other (non- statutory) Adjustments £'000	Total Adjustments £'000
Leader	0	242	2	244	0	244
Deputy Leader	1,355	747	33	2,135	533	2,668
Cabinet Secretary	2,869	(10,092)	(16)	(7,239)	957	(6,282)
Children, Learning and Skills	11,818	320	(95)	12,043	(612)	11,431
Community and Culture	4,840	470	3	5,313	2	5,315
Environment and Transport	27,169	3,564	2	30,735	1,372	32,107
Health and Social Care	4,060	1,964	3	6,027	9	6,036
Housing and Regeneration	30,464	689	6	31,159	2,018	33,177
Net Cost of Services	82,575	(2,096)	(62)	80,417	4,279	84,696
Other income and expenditure	(66,995)	13,386	1,097	(52,512)	(4,279)	(56,791)
Difference between General Fund surplus/deficit and Comprehensive Income and Expenditure Statement surplus/deficit on the Provision of Services	15,580	11,290	1,035	27,905	0	27,905

Notes to the Financial Statements

Note 8 – Expenditure and Funding Analysis

The adjustments between the funding and accounting basis can be further analysed between:

- adjustments for Capital Purposes;
- the net change relating to Pension Adjustments; and
- other differences and adjustments.

2018/2019 (restated)	Adjustments for Capital Purposes £'000	Net Change for the Pensions Adjustment £'000	Other Statutory Differences £'000	Total Statutory Adjustments £'000	Other (non- statutory) Adjustments £'000	Total Adjustments £'000
Leader	70	160	0	230	761	991
Deputy Leader	2,619	972	0	3,591	279	3,870
Cabinet Secretary	2,697	(10,456)	1	(7,758)	353	(7,405)
Children, Learning and Skills	8,443	1,318	(229)	9,532	(550)	8,982
Community and Culture	3,389	432	(4)	3,817	2	3,819
Environment and Transport	17,671	2,497	2	20,170	458	20,628
Health and Social Care	4,425	1,336	2	5,763	14	5,777
Housing and Regeneration	4,890	420	6	5,316	925	6,241
IAS19 GMP equalisation	0	10,700	0	10,700	0	10,700
IAS19 pension scheme transition arrangements (McCloud Judgement)	0	17,210	0	17,210	0	17,210
Net Cost of Services	44,204	24,589	(222)	68,571	2,242	70,813
Other income and expenditure	(20,030)	13,951	746	(5,333)	(2,242)	(7,575)
Difference between General Fund surplus/deficit and Comprehensive Income and Expenditure Statement surplus/deficit on the Provision of Services	24,174	38,540	524	63,238	0	63,238

Notes to the Financial Statements

Note 8 – Expenditure and Funding Analysis

Adjustments for Capital Purposes

This column adds depreciation, impairment and revaluation gains and losses to the Portfolio activity, and for:

- **Other Operating Expenditure**
adjusts for capital disposals with a transfer of income on disposal of assets and the amounts written off for those assets;
- **Financing and investment income and expenditure**
the statutory charges for capital financing i.e. Minimum Revenue Provision and other revenue contributions are deducted from other income and expenditure as these are not chargeable under generally accepted accounting practice; and
- **Taxation and non-specific grant income and expenditure**
capital grants are adjusted for income not chargeable under generally accepted accounting practice. Revenue grants are adjusted from those receivable in the year to those receivable without conditions or for which conditions were satisfied throughout the year. The Taxation and Non-Specific Grant Income and Expenditure line is credited with capital grants receivable in the year without conditions or for which conditions were satisfied in the year.

Net Change for the Pensions Adjustments

Net change for the removal of pension contributions and the addition of IAS 19, Employee Benefits, pension related expenditure and income:

- **For Portfolios**
This represents the removal of the employer pension contributions made by the Council as allowed by statute and the replacement with current service costs and past service costs; and
- **For Financing and investment income and expenditure**
The net interest on the defined benefit liability is charged to the Comprehensive Income and Expenditure Statement.

Other Statutory Adjustments

Other statutory adjustments between amounts debited/credited to the Comprehensive Income and Expenditure Statement and amounts payable/receivable to be recognised under statute:

- **For Financing and investment income and expenditure**
The other statutory adjustments column recognises adjustments to the General Fund for the timing differences for premiums and discounts; and
- **For Taxation and non-specific grant income and expenditure**
The charge represents the difference between what is chargeable under statutory regulations for council tax and business rates that was projected to be received at the start of the year and the income recognised under generally accepted accounting practice in the Code. This is a timing difference as any difference will be brought forward in future surpluses or deficits on the Collection Fund.

Other Non-statutory Adjustments

Other non-statutory adjustments represent amounts debited/credited to service segments which need to be adjusted against 'Other Income and Expenditure from the Expenditure and Funding Analysis' line to comply with the presentational requirements in the Comprehensive Income and Expenditure Statement.

The other non-statutory adjustments column recognises adjustments to service segments for interest and investment income and expenditure, trading operation activity and disposal of subsidiaries.

Notes to the Financial Statements

Note 8 – Expenditure and Funding Analysis

The nature of the Cost of Services presented in the Expenditure and Funding Analysis is shown below:

2019/2020	Leader	Deputy Leader	Cabinet Secretary	Children, Learning and Skills	Community and Culture	Environment and Transport	Health and Social Care	Housing and Regeneration	Total
	£'000	£'000	£'000	£'000	£'000	£'000	£'000	£'000	£'000
Fees, charges and other service income	(160)	(2,185)	(6,760)	(4,313)	(670)	(13,840)	(20,537)	(9,851)	(58,316)
Government grants	(210)	(454)	(102,941)	(106,147)	(122)	(7,386)	(48,496)	(856)	(266,612)
Other Grants, reimbursements and contributions	(358)	(1,495)	(7,863)	(6,001)	(664)	(4,973)	(17,698)	(219)	(39,271)
Total Income	(728)	(4,134)	(117,564)	(116,461)	(1,456)	(26,199)	(86,731)	(10,926)	(364,199)
Employee expenses	1,597	5,186	32,792	67,638	2,657	19,806	14,871	2,921	147,468
Other service expenditure	2,821	3,726	108,415	115,355	6,440	26,313	122,166	4,613	389,849
Total Expenditure	4,418	8,912	141,207	182,993	9,097	46,119	137,037	7,534	537,317
Deficit on Cost of Services	3,690	4,778	23,643	66,532	7,641	19,920	50,306	(3,392)	173,118

Notes to the Financial Statements

Note 8 – Expenditure and Funding Analysis

The nature of the Cost of Services presented in the Expenditure and Funding Analysis is shown below:

2018/2019 (restated)	Leader £'000	Deputy Leader £'000	Cabinet Secretary £'000	Children, Learning and Skills £'000	Community and Culture £'000	Environment and Transport £'000	Health and Social Care £'000	Housing and Regeneration £'000	Total £'000
Fees, charges and other service income	(887)	(2,096)	(6,359)	(4,989)	(1,198)	(11,402)	(19,415)	(5,881)	(52,227)
Government grants	(105)	(400)	(115,252)	(111,841)	(195)	(6,753)	(44,307)	(332)	(279,185)
Other Grants, reimbursements and contributions	(270)	(1,376)	(7,309)	(4,854)	(1,515)	(5,295)	(14,717)	(1,024)	(36,360)
Total Income	(1,262)	(3,872)	(128,920)	(121,684)	(2,908)	(23,450)	(78,439)	(7,237)	(367,772)
Employee expenses	1,503	6,287	33,299	74,046	3,608	18,821	14,150	3,143	154,857
Other service expenditure	2,708	3,799	125,951	110,419	10,305	26,925	112,208	2,080	394,395
Total Expenditure	4,211	10,086	159,250	184,465	13,913	45,746	126,358	5,223	549,252
Deficit on Cost of Services	2,949	6,214	30,330	62,781	11,005	22,296	47,919	(2,014)	181,480

Notes to the Financial Statements

Note 9 – Transfers to/from Earmarked Reserves

This note sets out the amounts set aside from the General Fund balance in earmarked reserves to provide financing for future expenditure plans and the amounts posted back from earmarked reserves to meet General Fund expenditure in 2019/2020.

	Balance at 31 March 2018 £'000	Transfers Out 2018/2019 £'000	Transfers In 2018/2019 £'000	Balance at 31 March 2019 £'000	Transfers Out 2019/2020 £'000	Transfers In 2019/2020 £'000	Balance at 31 March 2020 £'000
General Fund:							
General Fund Balance	12,000	0	0	12,000	0	0	12,000
Balances held by schools under a scheme of delegation	6,574	(970)	2,154	7,758	(1,730)	1,954	7,982
	18,574	(970)	2,154	19,758	(1,730)	1,954	19,982
Earmarked General Fund Reserves - Capital:							
Riverside Transfer	9,439	(251)	0	9,188	0	0	9,188
Capital Priorities Reserve	8,559	(1,380)	0	7,179	(19)	2,094	9,254
Section 106 Reserves	5,207	(304)	1,351	6,254	(1,279)	2,305	7,280
Strategic Investment Reserve (Capital)	0	0	5,422	5,422	(2,059)	1,182	4,545
Strategic Investment Plan Reserve	1,934	(278)	0	1,656	(502)	40	1,194
Commercial and Economic Development Activity	1,452	0	0	1,452	(325)	26	1,153
Other Earmarked Capital Reserves	1,253	(37)	1,753	2,969	(1,232)	0	1,737
Economic Strategy Reserve	7,100	(7,100)	0	0	0	0	0
	34,944	(9,350)	8,526	34,120	(5,416)	5,647	34,351
Earmarked General Fund Reserves - Revenue:							
Strategic Investment Reserve	29,575	(10,935)	4,925	23,565	(13,738)	1,942	11,769
Service Reduction Reserve	2,555	0	7,098	9,653	0	2,493	12,146
Covid-19 Reserve	0	0	0	0	0	10,592	10,592
Strategic Regeneration Reserve	0	0	0	0	0	10,000	10,000
Medium Term Planning Smoothing Reserve	8,176	(3,500)	926	5,602	0	926	6,528

Notes to the Financial Statements

Note 9 – Transfers to/from Earmarked Reserves

	Balance at 31 March 2018 £'000	Transfers Out 2018/2019 £'000	Transfers In 2018/2019 £'000	Balance at 31 March 2019 £'000	Transfers Out 2019/2020 £'000	Transfers In 2019/2020 £'000	Balance at 31 March 2020 £'000
Insurance Reserve	4,628	(64)	157	4,721	(913)	1,869	5,677
Street Lighting PFI Smoothing Reserve	4,766	(290)	0	4,476	(196)	0	4,280
Strategic Initiatives Budget Reserve	3,740	(857)	0	2,883	(1)	421	3,303
HCA Stadium Transfer	3,085	0	16	3,101	0	8	3,109
Children's Social Care Reserve	0	0	0	0	0	3,000	3,000
Sandhill Centre PFI Smoothing Reserve	2,494	(166)	0	2,328	(177)	0	2,151
Education Redundancies Reserve	1,549	(21)	150	1,678	(3)	241	1,916
Housing Benefit Smoothing Reserve	1,943	(35)	0	1,908	(331)	0	1,577
Riverside Transfer	1,501	(89)	7	1,419	(89)	4	1,334
Airport Smoothing Reserve	0	0	0	0	0	1,253	1,253
House Sale Income	1,075	0	332	1,407	(171)	0	1,236
Collection Fund Surplus Reserve	0	0	1,345	1,345	(147)	0	1,198
Other Earmarked Revenue Reserves	22,353	(7,264)	5,180	20,269	(6,273)	5,233	19,229
Service Pressures Reserve	3,161	(669)	0	2,492	(2,492)	0	0
Levy Transitional Reserve	0	0	1,296	1,296	(1,296)	0	0
Improvement Priorities	3,000	(3,000)	0	0	0	0	0
	93,601	(26,890)	21,432	88,143	(25,827)	37,982	100,298
Total General Fund Reserves	147,119	(37,210)	32,112	142,021	(32,973)	45,583	154,631
Capital Receipts Reserve	6,963	(2,750)	2,314	6,527	(2,088)	4,623	9,062
Capital Grants Unapplied	4,998	(11,301)	11,777	5,474	(10,724)	10,242	4,992
Total Usable Reserves	159,080	(51,261)	46,203	154,022	(45,785)	60,448	168,685

Notes to the Financial Statements

Purpose of Earmarked Reserves

Capital Reserves:	Purpose of the Reserve
Riverside Transfer	Reserve established to fund capital works associated with the Homes and Communities Agency land transferred to the Council.
Capital Priorities Reserve	A reserve established to address some of the Council's key capital developments and strategic priorities.
Section 106 Reserve	Under Section 106 of the Town and Country Planning Act 1990, developers make financial contributions to the Council relating to affordable housing, public open spaces including allotments and locally equipped play parks, educational facilities, highways and public transport improvements, sports and recreational facilities and environmental improvements.
Strategic Investment Reserve (Capital)	A reserve established to address some of the Council's key developments, strategic priorities and address other major liabilities.
Strategic Investment Plan Reserve	This reserve is necessary to fund part of the Council's contribution to its Strategic Investment Plan.
Commercial and Economic Development Activity	Reserve established to take advantage of commercial and economic development opportunities that will meet priorities of the Council.
Other Earmarked Capital Reserve	Funding set aside to fund future capital projects previously approved.

Revenue Reserves:	Purpose of the Reserve
Strategic Investment Reserve (Revenue)	A reserve established to address some of the Council's key developments, strategic priorities and address other major liabilities.
Service Reduction Reserve	This reserve is to provide temporary transitional funding relating to the implementation of planned service reductions.
Covid-19 Reserve	A reserve established from government grant to fund the immediate costs and lost income associated with the Covid-19 pandemic.
Strategic Regeneration Reserve	A reserve to support the Council's regeneration ambitions, specifically to smooth any revenue impact of projects until they become self-sustaining.
Medium Term Planning Smoothing Reserve	This reserve has been established to address any potential impact arising from increased risk and uncertainty with the Business Rate Retention Scheme. It is being used to smooth the impact of government funding uncertainties.
Insurance Reserve	This reserve has been established to provide for potential future claims or claim increases.
Street Lighting PFI Smoothing Reserve	The reserve was established to smooth the financial impact to the Council across the 25 years of the contract life.
SIB Reserve	A reserve held to fund future allocations through the Strategic Initiatives Budget.
HCA Stadium Transfer	Reserve established to fund ongoing maintenance of Homes and Communities Agency land transferred to the Council.
Children's Social Care Reserve	A reserve to fund any one-off Children's Social Care costs that may arise in the future.
Sandhill Centre PFI Smoothing Reserve	The reserve was established to smooth the financial impact to the Council across the 25 years of the contract life.
Education Redundancy Reserve	The reserve was established to meet the anticipated costs of redundancies as a result of falling pupil rolls within maintained schools.

Notes to the Financial Statements

Revenue Reserves:	Purpose of the Reserve
Housing Benefit Smoothing Reserve	This reserve has been established to smooth any potential impact of outstanding debtors as housing benefit is subsumed within universal credit.
Riverside Transfer	Reserve established to fund ongoing maintenance of Homes and Communities Agency land transferred to the Council.
Airport Smoothing Reserve	Reserve established to smooth any delayed airport loan note interest payment that may arise during 2020/2021.
House Sale Income	The reserve relates to the sale of client's homes that will be utilised to support future support needs of those clients.
Collection Fund Surplus Reserve	Reserve established as part of 2018/19 budget setting to smooth the collection fund surplus benefit into future years.
Other Earmarked Revenue Reserves	Numerous revenue reserves under £1m set up for specific purposes.

Note 10 – Other operating expenditure

2018/2019 £'000		2019/2020 £'000
65	Parish Council Precept	67
15,509	Levies	15,292
2	Payments to the Government Housing Capital Receipts Pool	1
15,067	(Gain) / losses on the disposal of non current assets	2,292
30,643	Total	17,652

Note 11 – Financing and investment income and expenditure

2018/2019 £'000		2019/2020 £'000
13,805	Interest payable and similar charges	15,209
13,600	Net interest on the net defined benefit liability	12,670
(3,740)	Interest receivable and similar income	(4,274)
(200)	Other Investment Income	(2,162)
(1,199)	(Surplus)/deficit on Trading Undertakings	124
7,387	Net income and expenditure in relation to investment properties and changes in their fair value	12,212
(129)	Net income and expenditure in relation to financial instruments and changes in their fair value	51
560	Disposals and impairments	2,050
30,084	Total	35,880

Note 12 – Taxation and non-specific grant income and expenditure

2018/2019 £'000		2019/2020 £'000
(95,551)	Council tax income	(99,359)
(44,549)	Business rates income and expenditure	(43,838)
(87,946)	Non-ringfenced government grants *	(91,080)
(16,638)	Capital grants and contributions *	(61,774)
(244,684)	Total	(296,051)

* Further analysis of grants is shown within Note 32.

Notes to the Financial Statements

Note 13 – Property, Plant and Equipment

Movement on Balances 2019/2020	Land and Buildings £'000	Vehicles, Plant, Furniture and Equipment £'000	Infrastructure Assets £'000	Assets Under Construction £'000	Surplus Assets £'000	Total Property, Plant and Equipment £'000	PFI Assets included in Property, Plant and Equipment £'000
Cost or Valuation:							
At 1 April 2019	470,906	86,788	509,424	54,034	6,219	1,127,371	96,507
Additions	59,508	3,599	10,084	34,233	0	107,424	0
Recognition of PFI assets and Embedded Leases	0	92	640	0	0	732	640
Revaluation increases / (decreases) recognised in the Revaluation Reserve	9,877	0	0	0	1,683	11,560	(3,254)
Revaluation increases / (decreases) recognised in the Provision of Services	(27,360)	0	0	0	(879)	(28,239)	0
Impairment recognised in the Provision of Services	(8,612)	(306)	(1,954)	0	0	(10,872)	0
Derecognition recognised in the Provision of Services	0	(34,609)	(2,338)	0	0	(36,947)	0
Derecognition of assets held as embedded lease	0	(191)	0	0	0	(191)	0
Disposals	(5,039)	0	0	0	(500)	(5,539)	0
Other movements in Cost or Valuation	23,508	1,021	12,539	(35,863)	(1,205)	0	0
At 31 March 2020	522,788	56,394	528,395	52,404	5,318	1,165,299	93,893
Accumulated Depreciation :							
At 1 April 2019	28,529	54,585	138,102	0	163	221,379	16,506
Depreciation Charge	17,150	5,240	12,843	0	71	35,304	4,411
Depreciation written out to the Revaluation Reserve	(15,331)	0	0	0	(91)	(15,422)	(3,131)
Depreciation written out to the Provision of Services	(2,693)	0	0	0	(5)	(2,698)	0
Derecognition written out to the Provision of Services	0	(34,609)	(2,338)	0	0	(36,947)	0
Derecognition of assets held as Embedded Leases	0	(191)	0	0	0	(191)	0
Disposals	(445)	0	0	0	(28)	(473)	0
At 31 March 2020	27,210	25,025	148,607	0	110	200,952	17,786
Net Book Value							
At 31 March 2019	442,377	32,203	371,322	54,034	6,056	905,992	80,001
At 31 March 2020	495,578	31,369	379,788	52,404	5,208	964,347	76,107

Notes to the Financial Statements

Note 13 – Property, Plant and Equipment

Movement on Balances 2018/2019	Land and Buildings £'000	Vehicles, Plant, Furniture and Equipment £'000	Infrastructure Assets £'000	Assets Under Construction £'000	Surplus Assets £'000	Total Property, Plant and Equipment £'000	PFI Assets included in Property, Plant and Equipment £'000
Cost or Valuation:							
At 1 April 2018	490,638	74,496	376,232	141,294	6,135	1,088,795	98,239
Additions	4,787	6,191	23,771	27,312	0	62,061	0
Recognition of PFI assets and Embedded Leases	0	3,792	307	0	0	4,099	307
Revaluation increases / (decreases) recognised in the Revaluation Reserve	3,151	0	0	0	62	3,213	(2,039)
Revaluation increases / (decreases) recognised in the Provision of Services	(2,846)	0	0	0	0	(2,846)	0
Impairment recognised in the Provision of Services	(1,412)	0	(1,891)	0	0	(3,303)	0
Derecognition of assets held as embedded lease	0	(806)	0	0	0	(806)	0
Disposals	(23,487)	0	0	0	(355)	(23,842)	0
Other movements in Cost or Valuation	75	3,115	111,005	(114,572)	377	0	0
At 31 March 2019	470,906	86,788	509,424	54,034	6,219	1,127,371	96,507
Accumulated Depreciation:							
At 1 April 2018	39,645	50,444	127,830	0	144	218,063	17,982
Depreciation Charge	16,923	4,947	10,272	0	79	32,221	4,413
Depreciation written out to the Revaluation Reserve	(20,503)	0	0	0	0	(20,503)	(5,889)
Depreciation written out to the Provision of Services	(2,675)	0	0	0	0	(2,675)	0
Derecognition of assets held as embedded lease	0	(806)	0	0	0	(806)	0
Disposals	(4,861)	0	0	0	(60)	(4,921)	0
At 31 March 2019	28,529	54,585	138,102	0	163	221,379	16,506
Net Book Value							
At 31 March 2018	450,993	24,052	248,402	141,294	5,991	870,732	80,257
At 31 March 2019	442,377	32,203	371,322	54,034	6,056	905,992	80,001

Notes to the Financial Statements

Depreciation

The following useful lives and depreciation rates have been used in the calculation of depreciation:

- Land and buildings – 5 to 60 years;
- Vehicles, plant and equipment – 3 to 40 years; and
- Infrastructure – 10 to 60 years

Capital Commitments

At 31 March 2020, the Council has entered into a number of contracts for the construction or enhancement of Property, Plant and Equipment in 2020/2021 and future years budgeted to cost £33.638m (similar commitments at 31 March 2019 were £6.884m). The commitments are:

- Sunderland Strategic Transport Corridor Phase 3 - £25.099m;
- Harry Watts Academy - £4.169m;
- Environmental Services Vehicles & Equipment - £1.577m;
- Port Enterprise Zone Infrastructure - £1.015m; and
- various other schemes - £1.778m.

Revaluations

The Council carries out a rolling programme that ensures that all Property, Plant and Equipment is revalued with enough regularity to ensure the carrying amount does not differ materially from the value at the end of the reporting period. All valuations are carried out by the Council's valuation experts. Valuations of Land and Buildings were carried out in accordance with the methodologies and bases for estimation set out in the professional standards of the Royal Institution of Chartered Surveyors. Valuations of vehicles, plant, furniture and equipment are based on depreciated historical cost as a proxy for non-property assets that have short useful lives.

The significant assumptions applied in estimating the values are:

- Depreciated Replacement Cost (DRC) method has been used where the asset is used by the Council to deliver services, but the property is of a specialist nature in that there is little or no market evidence to support value;
- Existing Use Value has been used where the asset is used by the Council to deliver services but is not specialised and there is market evidence to support value;
- the condition and state of repair of the assets is acceptable for the purpose for which they are used. Given that the Council has a regular maintenance programme for its assets, there will be no significant deterioration within the estimated life expectancy of each asset;
- the Council has good title to each asset with no adverse or restrictive covenants which could affect the use or the asset;
- the assets are fit for the purpose for which they are used and will continue to remain so physically, complying with fire, health and safety or any other statutory regulation;
- the current use will continue for the foreseeable future and the use will remain viable;
- the existing use has planning permission;
- the assets are not affected by any ground conditions / stability or contamination which would materially prejudice the valuation;
- the assets are free from contamination and deleterious or hazardous substances;
- no allowance has been made for taxation, acquisition, realisation or disposal costs or other expenses;
- the assets provided by PFI contracts will be effectively maintained by the contractor up to the end of the contract with each being fit for purpose; and
- an assumption that the transaction takes place in the principle market, or in the absence of the principle market, the most advantageous market for the asset is used for assets valued at fair value.

Notes to the Financial Statements

Valuation Techniques – there has been no change in the valuation techniques used during the year for valuing Surplus Assets. The fair value of the Council's surplus assets are revalued sufficiently regularly to ensure that their carrying amount is not materially different from their current value at the year-end, but as a minimum every five years. Assets are assessed at each year-end as to whether there is any indication that an asset may be impaired. All valuations are carried out by the Council's valuation experts, in accordance with the methodologies and bases for estimation set out in the professional standards of the Royal Institution of Chartered Surveyors. The Council's valuation experts work closely with finance officers reporting directly to the Executive Director of Corporate Services on a regular basis regarding all valuation matters.

	Land and Buildings £'000	Vehicles, Plant, Furniture and Equipment £'000	Infra-structure Assets £'000	Assets Under Construction £'000	Surplus Assets £'000	Total £'000
Carried at historic cost		56,394	528,395	52,404		637,193
Valued at:						
31 March 2020	251,180				2,112	253,292
31 March 2019	99,227				377	99,604
31 March 2018	53,466				0	53,466
31 March 2017	94,200				689	94,889
31 March 2016	24,715				2,140	26,855
Total Cost or Valuation	522,788	56,394	528,395	52,404	5,318	1,165,299

Non-operational Property, Plant and Equipment (Surplus Assets)

Market conditions are such that similar properties are actively purchased and sold and therefore there is a significant level of observable inputs allowing the Council to categorise these properties as Level 2 in the fair value hierarchy. The fair value for the surplus assets (at market rents) has been based on the market approach using current market conditions, recent sales prices and other relevant information for similar assets in the local authority area. The income approach has also been used, where appropriate, which capitalises the potential income of the asset.

There were no transfers between levels during the year.

Highest and Best Use of Surplus Assets – In estimating the fair value of the Council's surplus assets, the highest and best use of the properties is for residential or commercial use. The assets have become surplus to requirement and will become part of the Council's disposals programme or used to further regeneration projects within the city.

Note 14 – Investment Properties / Land

The Council holds no properties classified as Investment Properties. Where property generates rental income, these are recognised as Property, Plant and Equipment as they fulfil the economic development aims of the Council. The only investment properties held by the Council are areas of land which are held for capital appreciation and therefore earn no rental income. Movement in the fair value of investment property has been accounted for within the Financing and Investment Income and Expenditure line of the Comprehensive Income and Expenditure Statement.

There are no restrictions on the Council's ability to realise the value inherent in its investment property or on the Council's right to the remittance of income and the proceeds of disposal. The Council has no contractual obligations to purchase, construct or develop investment property or to undertake repairs, maintenance or enhancement.

Notes to the Financial Statements

The following table summarises the movement in the fair value of investment assets over the year:

31 March 2019 £'000	Land held for capital appreciation valued at level 2 (other significant observable inputs) in fair value hierarchy	31 March 2020 £'000
54,110	Balance at the start of the year	46,723
(3,632)	Disposals	(3,162)
(3,755)	Net gain / (losses) from fair value adjustments	(9,050)
46,723	Balance at the end of the year	34,511

Major losses from fair value adjustments in both 2019/2020 and 2018/2019 mainly reflect a reassessment of future returns that may arise from development agreements, changes to planning status and changes to market conditions.

Investment Assets are valued at Level 2 (other significant observable inputs) in the fair value hierarchy. The fair value for the investment land held for capital appreciation has been based on the market approach using current market conditions and recent sales prices and other relevant information for similar assets in the local authority area. The income approach has also been used which capitalises the potential income of the asset, where applicable. Market conditions are such that similar properties are actively purchased and sold and the level of observable inputs are significant, leading to the properties being categorised at Level 2 in the fair value hierarchy.

There were no transfers between levels during the year.

Highest and Best Use of Investment Properties – in estimating the fair value of the Council's investment properties, the highest and best use of the properties is their current use prior to development taking place on site.

Valuation Techniques and Process – There has been no change in the valuation techniques used during the year for valuing Investment Properties. The fair value of the Council's investment property is measured annually at each reporting date. All valuations are carried out by the Council's valuation experts, in accordance with the methodologies and bases for estimation set out in the professional standards of the Royal Institution of Chartered Surveyors. The Council's valuation experts work closely with finance officers reporting directly to the Executive Director of Corporate Services on a regular basis regarding all valuation matters.

Notes to the Financial Statements

Note 15 – Financial Instruments

The following categories of financial assets are carried in the Balance Sheet.

Financial Assets	Non Current				Current					
	Investments / Cash and Cash Equivalents		Debtors		Investments / Cash and Cash Equivalents		Debtors		Total	
	31 March 2019 £'000	31 March 2020 £'000	31 March 2019 £'000	31 March 2020 £'000	31 March 2019 £'000	31 March 2020 £'000	31 March 2019 £'000	31 March 2020 £'000	31 March 2019 £'000	31 March 2020 £'000
Fair Value through profit or loss	168	117	0	0	0	0	0	0	168	117
Amortised Cost - Soft Loans	0	0	4,732	5,429	0	0	0	0	4,732	5,429
Amortised Cost - Other	0	0	53,167	55,309	174,612	191,444	30,912	28,725	258,691	275,478
Fair Value through other comprehensive income - designated equity instruments	16,553	11,058	0	0	0	0	0	0	16,553	11,058
Unquoted Equity Instruments in subsidiaries and joint ventures at cost	12,850	12,850	0	0	0	0	0	0	12,850	12,850
Total Financial Assets	29,571	24,025	57,899	60,738	174,612	191,444	30,912	28,725	292,994	304,932
Non Financial Assets	0	0	0	0	0	0	23,606	28,815	23,606	28,815
Total	29,571	24,025	57,899	60,738	174,612	191,444	54,518	57,540	316,600	333,747

Notes to the Financial Statements

The following categories of financial liabilities are carried in the Balance Sheet.

Financial Liabilities	Non Current				Current					
	Borrowings and Other Long Term Liabilities		Creditors		Borrowings and Short Term PFI Liabilities		Creditors		Total	
	31 March 2019 £'000	31 March 2020 £'000	31 March 2019 £'000	31 March 2020 £'000	31 March 2019 £'000	31 March 2020 £'000	31 March 2019 £'000	31 March 2020 £'000	31 March 2019 £'000	31 March 2020 £'000
Amortised Cost	(341,298)	(386,885)	0	0	(37,237)	(36,582)	(41,091)	(44,896)	(419,626)	(468,363)
Amortised Cost - PFI and finance lease liabilities	(78,165)	(72,796)	0	0	(4,524)	(5,248)	0	0	(82,689)	(78,044)
Total Financial Liabilities	(419,463)	(459,681)	0	0	(41,761)	(41,830)	(41,091)	(44,896)	(502,315)	(546,407)
Non Financial Liabilities	(543,960)	(506,280)	0	0	0	0	(15,942)	(15,210)	(559,902)	(521,490)
Total	(963,423)	(965,961)	0	0	(41,761)	(41,830)	(57,033)	(60,106)	(1,062,217)	(1,067,897)

Notes to the Financial Statements

Investments in Equity Instruments designated at Fair Value through Other Comprehensive Income

Newcastle Airport

Under the Airport Act 1986, Newcastle International Airport Limited (NIAL) was formed and seven local authorities were allocated shares in consideration for all the property, rights and liabilities that were transferred into the new company. On 4 May 2001, the seven local authority shareholders of NIAL (the "LA7") created NIAL Holdings Limited, which is 51% owned by LA7 and 49% owned by AMP Capital Investors Limited following their purchase on 16 November 2012. The 51% holding is held in the Newcastle Airport Local Authority Holding Company Limited (NALAHCL), a company wholly owned by the seven authorities. NALAHCL has a called-up share capital of 10,000 shares with a nominal value of £1 each and the Council holds an 18.87% interest in NALAHCL. Shares in NALAHCL are not held for trading outside of the LA7.

The fair value of the Council's investment in Newcastle Airport has been assessed at £11.058m at 31 March 2020 (£16.553m at 31 March 2019).

The valuation of the holding is reviewed each year to consider whether any events have occurred which would materially impair the valuation. The spread of the Covid-19 pandemic across the world towards the end of 2019/2020 led to a sudden decline in air travel prompting the value of the shareholding to be impaired.

The fair value for the shareholding is based on a combination of the discounted cash flow of income method together with the guideline public company method of the market approach to valuations and other observable and unobservable factors. The last full valuation took place at 31 March 2019.

To factor in the impact of the Covid-19 pandemic a weighted average of forecast earnings before interest, depreciation, tax and amortisations (EBIDTA) has been derived and compared against existing EBIDTA prior to the pandemic in order to generate a downward revaluation in the share value. To ensure reasonableness this percentage has been compared against the movement in shareholdings in other world airports where the shares are actively traded.

Trading of shares only takes place when one or more of the LA7 or AMP Capital Investors Limited wishes to sell their shareholding. There are no plans to dispose of shares next year.

The Council has chosen to designate its Newcastle Airport equity instrument at fair value through other comprehensive income under IFRS9 classifications. This decision protects Council taxpayers from any future movements in the value of these shareholdings until such time as the shares are sold or released. Valuation changes in respect of the Council's investment in Newcastle Airport are therefore reflected in the Financial Instruments Revaluation Reserve.

Additional details on the relationship between the Council and Newcastle Airport can be found in Note 33, Related Parties.

Investments in Equity Instruments held at Cost

Siglion LLP

The Council has a 100% equity share in its subsidiary, Siglion LLP. The company was formed in November 2014 with the primary purpose being to assist in the delivery of economic and regeneration benefits to Sunderland, and primarily holds non-current assets in relation to land development and where possible, these assets are disclosed in subsidiary accounts at fair value.

The Council has no current intention to dispose of the equity share which is non-interest bearing and is not anticipated to be repaid until Siglion LLP is wound up.

The Council has exercised its right to hold equity shares in subsidiaries at cost. Investment in Siglion LLP is presented on the Balance Sheet as a Long-Term Investment valued at cost of £12.350m.

Notes to the Financial Statements

The draft accounts for Siglion LLP for the period 1 April 2019 to 31 March 2020, show a net profit before taxation of £2.645m (£1.920m for 2018/2019). The overall current net worth of the group is £20.062m (£17.437m at 31 March 2019).

Additional details on the relationship between the Council and Siglion LLP can be found in Note 33, Related Parties.

Sunderland Lifestyle Partnership Ltd

The Council has a 50% equity share in its leisure joint venture partnership, Sunderland Lifestyle Partnership, with Sports and Leisure Management Ltd.

The Council has no current intention to dispose of the equity share which is non-interest bearing and is not anticipated to be repaid until Sunderland Lifestyle Partnership is wound up.

The Council has exercised its right to hold equity shares in joint ventures at cost. Investment in Sunderland Lifestyle Partnership Ltd is presented on the Balance Sheet as a Long-Term Investment valued at cost of £0.500m.

Additional details on the relationship between the Council and Sunderland Lifestyle Partnership Ltd can be found in Note 33, Related Parties.

Fair Values of Financial Assets

Some of the Council's financial assets are measured at fair value on a recurring basis and are described in the following table, including the valuation techniques used to measure them.

31 March 2019	Financial assets measured at fair value			31 March 2020
£'000	Recurring fair value measurements	Input level in fair value hierarchy	Valuation technique used to measure fair value	£'000
16,553	Equity Shareholding in Newcastle International Airport Limited	Level 3	The fair value for Newcastle Airport has been assessed at 31 March 2020 based on a combination of the discounted cash flow of income method together with the guideline public company method of the market approach to valuations. An adjustment, based on historic and forecast EBITA values, has subsequently been made to reflect the likely impact of the Covid-19 pandemic on the fair value.	11,058
168	Other financial instruments classified as fair value through profit and loss	Level 1	Unadjusted quoted prices in active markets for identical shares	117
16,721	Total			11,175

Transfers between Levels of the Fair Value Hierarchy

There have been no transfers between levels of the fair value hierarchy.

Notes to the Financial Statements

Changes in the Valuation Technique

The fair value for Newcastle Airport is based on a combination of the discounted cash flow of income method together with the guideline public company method of the market approach to valuations and other observable and unobservable factors. The last full valuation took place at 31 March 2019.

To factor in the impact of the Covid-19 pandemic a weighted average of forecast earnings before interest, depreciation, tax and amortisations (EBIDTA) has been derived and compared against existing EBIDTA prior to the pandemic in order to generate a downward revaluation in the share value. To ensure reasonableness this percentage has been compared against the movement in shareholdings in other world airports where the shares are actively traded.

Other Financial Instruments Classified at Fair Value through Profit and Loss

The Council holds a small number of various gilts and unit trust. The market value of these holdings as at 31 March 2020 was £0.117m. These financial instruments have been classified at fair value through profit and loss and the loss of £0.051m has been taken to the Comprehensive Income and Expenditure Account.

Income, Expense, Gains and Losses

The gains and losses recognised in the Comprehensive Income and Expenditure Statement in relation to financial instruments are made up as follows:

2018/2019			2019/2020	
Surplus or Deficit on the Provision of Services £'000	Other Comprehensive Income and Expenditure £'000		Surplus or Deficit on the Provision of Services £'000	Other Comprehensive Income and Expenditure £'000
153	0	Net gains / losses on:	(51)	0
(25)	0	Financial assets measured at fair value through profit and loss	(1,426)	0
0	153	Financial assets measured at amortised costs	0	(5,495)
128	153	Investments in equity instruments designated at fair value through other comprehensive income	(1,477)	(5,495)
		Total net gains / (losses)		
3,740	0	Interest Revenue	4,274	0
3,740	0	Financial assets measured at amortised costs	4,274	0
(13,805)	0	Total interest revenue	(15,209)	0
(9,937)	153	Interest expense	(12,412)	(5,495)
		Total		

The Fair Values of Financial Assets and Financial Liabilities that are not measured at Fair Value (but for which Fair Value Disclosures are required)

Except for the financial assets carried at fair value (described in the earlier table) and subsidiaries and joint ventures included in group accounts and carried at cost, all other financial liabilities and financial assets held by the Council are carried on the balance sheet at amortised cost. The fair value of financial assets and liabilities assets is shown in the tables below. The fair value can be assessed by calculating the present value of the cash flows that take place over the remaining life of the instruments (Level 2), using the following assumptions:

Notes to the Financial Statements

- For loans from the Public Works Loan Board (PWLB) payable, PWLB prevailing market rates (new borrowing (certainty) rates) have been applied to provide the fair value under PWLB debt redemption procedures as per interest rate notice number 128/20;
- For non-PWLB loans payable, PWLB prevailing market rates have been applied to provide the fair value under PWLB debt redemption procedures;
- For loans receivable prevailing benchmark market rates have been used to provide the fair value;
- No early repayment or impairment is recognised;
- Where an instrument has a maturity of less than 12 months or is a trade or other receivable the fair value is taken to be the carrying amount or the billed amount; and
- The fair value of trade and other receivables is taken to be the invoiced or billed amount.

The financial assets in the tables below classed as Deposits with Money Market Funds, Banks and Building Societies and the financial liabilities held with PWLB and Non PWLB were not quoted on an active market and a Level 1 valuation is not available. To provide a fair value which provides a comparison to the carrying amount for these assets we have used a financial model valuation provided by Link Asset Services. This valuation applies the Net Present Value approach, which provides an estimate of the value of payments in the future in today's terms as at the balance sheet date. This is a widely accepted valuation technique commonly used by the private sector. Our accounting policy uses New Borrowing Rates to discount the future cash flows.

The fair values calculated are as follows:

31 March 2019		Financial Liabilities	31 March 2020	
Carrying Amount	Fair Value		Carrying Amount	Fair Value
£'000	Restated £'000		£'000	£'000
37,237	37,153	Short Term Borrowing	36,582	36,547
41,091	41,091	Short Term Creditors	44,896	44,896
78,165	78,165	Long Term PFI and Finance Lease Liability	72,796	72,796
4,524	4,524	Short Term PFI and Finance Lease Liability	5,248	5,248
47,615	70,572	Non PWLB Debt	47,235	67,194
293,683	385,919	PWLB Debt	339,650	376,905
502,315	617,424	Financial Liabilities	546,407	603,586

Short-term borrowing and short-term creditors are carried at cost as this is a fair approximation of their value.

As PFI liabilities are accounting assessments derived from the unitary charge, they do not represent a conventional financial instrument and, as such, are not appropriate for a fair value application.

The fair value of non PWLB debt is greater than the carrying amount because the Council's portfolio of loans includes a number of fixed rate loans where the interest rate payable is higher than the rates available for similar loans in the market at the balance sheet date. This shows a notional future loss (based on economic conditions at 31 March 2020) arising from a commitment to pay interest to lenders above current market rates.

As with non PWLB debt, the fair value of PWLB debt of £376.905m includes the notional future loss arising from a commitment to pay interest above current market rates. However, if the Council were to seek to avoid this projected loss by repaying the loans to the PWLB, the PWLB would raise a penalty charge for early redemption (charging a premium for the additional interest that will not now be paid). The exit price for the existing PWLB loans, including the penalty charge, would be £629.549m.

Notes to the Financial Statements

31 March 2019		Financial Assets	31 March 2020	
Carrying Amount £'000	Fair Value £'000		Carrying Amount £'000	Fair Value £'000
174,347	174,347	Deposits with Money Market Funds, Banks & Building Societies	191,214	191,214
265	265	Cash in Hand	230	230
30,912	30,912	Short Term Debtors	28,725	28,725
57,899	57,899	Long Term Debtors	60,738	60,738
16,553	16,553	Financial assets at fair value through other comprehensive income - designated equity instruments	11,058	11,058
168	168	Financial assets at fair value through profit and loss	117	117
12,850	12,850	Unquoted equity investment at cost	12,850	12,850
292,994	292,994	Financial Assets	304,932	304,932

Deposits with Money Market Funds, Banks and Building Societies, Cash and short-term debtors are carried at cost as this is a fair approximation of their value.

Long Term Debtors

Long Term Debtors included in the table below are predominately in respect of organisations linked to the Council with a very high degree of certainty regarding payment. Except for the Loan to IAMP LLP all financial instruments are at a market rate of interest, no early repayment is recognised and therefore the values of these long-term debtors reflect the fair value of the debt.

31 March 2019 £'000	Long Term Debtors	31 March 2020 £'000
14,575	Long Term Loan Note to Newcastle Airport	13,155
17,933	Long Term Loan Notes to Siglion LLP	17,933
4,592	Long Term Loan Note to IAMP LLP	5,218
5,714	Property Lease Debtors	5,700
11,699	Advances to Tyne and Wear Fire and Rescue Authority	11,231
0	Loan to Siglion LLP	3,500
1,600	Loan to Leisure Joint Venture	1,500
1,786	Other Long Term Debtors	2,501
57,899	Total	60,738

Soft Loans Made by the Council

Loan Notes have been issued to IAMP LLP, a Joint Venture with South Tyneside Council.

2018/2019 £'000		2019/2020 £'000
2,820	Balance at start of year	4,592
2,261	Nominal value of new loans granted in the year	655
(578)	Fair Value adjustment on initial recognition	(167)
89	Increase in Discounted Amount	138
4,592	Balance at end of year	5,218

Valuation Assumptions

The loan notes in respect of IAMP LLP for £7.008m (£0.655 in 2019/2020, £2.261m in 2018/2019 and £4.092m in 2017/2018) have been made interest free and the interest rate at which the fair value of these soft loans have been made is (2.98% for £0.655m in 2019/2020, 2.72% for £2.262m in 2018/2019 and 3.15% for £4.091m in 2017/2018) is arrived at by taking the cost to the Council if it

Notes to the Financial Statements

had borrowed over a similar terms (2.38% in 2019/2020, 2.12% in 2018/2019 and 2.55% in 2017/2018) and adding an allowance for the risk that the loan might not be repaid (0.60%). Calculating the present value of all future cash receipts in respect of the IAMP loan notes results in a fair value of £5.218m.

Additional details on the relationship between the Council and IAMP LLP can be found in Note 33, Related Parties.

Note 16 – Short Term Debtors

31 March 2019 £'000 Restated		31 March 2020 £'000
1,533	Payments in Advance	3,133
15,399	Central government bodies	17,986
1,099	Other local authorities	701
2,140	NHS bodies	936
34,347	Other entities and individuals	34,784
54,518	Total	57,540

Note 17 – Assets Held for Sale

A number of Council assets have been transferred from Property, Plant and Equipment and have been categorised as held for sale where the asset is available for immediate sale, there is a commitment to sell the asset, the asset has been actively marketed and a sale is expected within one year.

The carrying value of these assets is measured at fair value less costs to sell.

2018/2019 £'000		2019/2020 £'000
486	Balance outstanding at start of year	439
(47)	Assets Sold	(45)
439	Balance outstanding at year-end	394

Note 18 – Cash and cash equivalents

The balance of cash and cash equivalents is made up of the following elements:

31 March 2019 £'000		31 March 2020 £'000
(9,007)	Cash held by the Council	(21,696)
72,973	Bank current accounts and Money Market Funds	62,338
20,021	Short-term deposits with banks and building societies	0
83,987	Total Cash and Cash Equivalents	40,642

Notes to the Financial Statements

Note 19 – Short-Term Creditors

31 March 2019 £'000 Restated		31 March 2020 £'000
(5,738)	Receipts in Advance	(4,878)
(13,538)	Central government bodies	(13,850)
(2,187)	Other local authorities	(2,053)
(1,043)	NHS bodies	(1,542)
(39,051)	Other entities and individuals	(43,031)
(61,557)	Total	(65,354)

Note 20 – Provisions

Provisions are made where an event has taken place that gives the Council a legal or constructive obligation that will probably require settlement by a transfer of economic benefits or service potential at some point in the future, and a reliable estimate can be made of the amount of the obligation.

The estimated cost is charged as an expense to the appropriate service in the Comprehensive Income and Expenditure Statement in the year that the Council becomes aware of the obligation.

When payments are eventually made, they are charged to the provision in the Balance Sheet.

Estimated settlements are reviewed at the end of each financial year and any provisions which are no longer required are credited back to the relevant service line in the Comprehensive Income and Expenditure Statement.

The nature of the provisions held at 31 March 2020 is detailed in the table below:

31 March 2019 £'000	Nature of provision	Additional provisions £'000	Amounts used £'000	Amounts reversed £'000	31 March 2020 £'000
(3,199)	Potential costs of successful business rates appeals	(295)	287	0	(3,207)
(6,993)	Unequal back pay	0	22	6,415	(556)
(853)	Insurance	(657)	530	239	(741)
(5,040)	Other provisions	0	2,383	2,657	0
(16,085)	Short Term Provisions	(952)	3,222	9,311	(4,504)
(4,025)	Potential costs of successful business rates appeals	(1,875)	672	0	(5,228)
(2,558)	Insurance	(1,973)	1,591	717	(2,223)
(116)	Other provisions	(53)	44	0	(125)
(6,699)	Long Term Provisions	(3,901)	2,307	717	(7,576)
(22,784)	Total Provisions	(4,853)	5,529	10,028	(12,080)

Business rates appeals

Local Authorities are liable for successful appeals against business rates charged to businesses. A provision has been recognised for the best estimate of the amount that will be successfully appealed (i.e. that businesses have been overcharged) in relation to 2019/2020 and previous years, regardless of when that appeal is raised or settled. The estimate has been calculated by applying historic trend analysis to open appeals lodged with the Valuation Office Agency (VOA) relating to the 2010 list, and historic estimates for likely appeals raised relating to the 2017 list. Whilst the settlement of these appeals is outside of the Council's control, it is considered likely that 2010 list appeals will be settled within the next financial year and hence are classified as a short-term provision.

Notes to the Financial Statements

Unequal back pay

The Council has a number of outstanding equal pay complaints from staff, both existing and former, who are seeking financial redress in respect of periods when unequal pay is alleged to have been paid by the Council in relation to previously operated bonus schemes. These complaints have been raised via grievances and claims which set out identical issues. Following settlement discussions, the vast majority of grievances and claims have now been settled with the remaining cases expected to be settled during 2020/2021.

Insurance

Provisions relating to insurance are based on the estimated value of potential claims, some of which are likely to result in a cost to the Council. Some claims are expected to be settled during 2020/2021 with others likely to take several years before they are concluded.

Other provisions

Other provisions at 31 March 2019 included ongoing legal claims involving the Council relating to land and property transactions as well as a number of guarantee bonds held by the Council. The legal claims were resolved during 2019/2020 leaving only guarantee bonds held at 31 March 2020. These bonds will be held by the Council for a number of years.

Note 21 – Unusable Reserves

31 March 2019 £'000		Note	31 March 2020 £'000
174,896	Revaluation Reserve	21a	192,758
16,186	Financial Instruments Revaluation Reserve	21b	10,691
375,164	Capital Adjustment Account	21c	368,387
(2,851)	Financial Instrument Adjustment Account	21d	(2,831)
(543,960)	Pensions Reserve	21e	(506,280)
25,467	Deferred Capital Receipts Reserve	21f	23,730
2,358	Collection Fund Adjustment Account	21g	1,241
(1,974)	Accumulated Absence Account	21h	(1,912)
45,286	Total Unusable Reserves		85,784

21a) Revaluation Reserve

The Revaluation Reserve holds the gains made by the Council arising from increases in the value of its Property, Plant and Equipment and Intangible Assets. The balance is reduced when assets with accumulated gains are:

- revalued downwards or impaired and the gains are lost;
- used in the provision of services and the gains are consumed through depreciation; or
- disposed of and the gains are realised.

The Reserve only holds revaluation gains accumulated since 1 April 2007, the date that the Reserve was created. Accumulated gains arising before that date are consolidated into the balance on the Capital Adjustment Account.

Notes to the Financial Statements

2018/2019 £'000		2019/2020 £'000
162,629	Balance at 1 April	174,896
27,307	Upward revaluation of assets	37,495
(3,591)	Downward revaluation of assets and impairment losses not charged to the Surplus or Deficit on the Provision of Services	(10,514)
186,345	Surplus or deficit on revaluation of non-current assets not posted to the Surplus or Deficit on the Provision of Services	201,877
5,392	Difference between fair value depreciation and historical cost depreciation	6,547
6,057	Accumulated gains on assets sold or scrapped	2,572
11,449	Amount written off to the Capital Adjustment Account	9,119
174,896	Balance at 31 March	192,758

21b) Financial Instruments Revaluation Reserve

The Financial Instruments Revaluation Reserve contains the gains made by the Council arising from increases in the value of its investments that are measured at fair value through other comprehensive income. The balance is reduced when investments with accumulated gains are:

- revalued downwards or impaired and the gains are lost; or
- disposed of and the gains are realised.

This reserve replaced the Available for Sale Financial Instruments Reserve during 2018/2019.

2018/2019 £'000		2019/2020 £'000
	Balance at 1 April	16,186
16,033	Balance transferred from Available for Sale Financial Instrument Reserve	0
153	Upward revaluation of investments	0
0	Downwards revaluation of investments	(5,495)
16,186	Balance at 31 March	10,691

21c) Capital Adjustment Account

The Capital Adjustment Account absorbs the timing differences arising from the different arrangements for accounting for the consumption of non-current assets and for financing the acquisition, construction or additions to those assets under statutory provisions. The Account is adjusted for the cost of acquisition, construction or subsequent costs as depreciation, impairment losses and amortisations are charged to the Comprehensive Income and Expenditure Statement (with reconciling postings from the Revaluation Reserve to convert current and fair value figures to a historical cost basis). The Account is credited with the amounts set aside by the Council as finance for the costs of acquisition, construction and subsequent costs.

The Account contains accumulated gains and losses on Investment Properties and gains recognised on donated assets that have yet to be consumed by the Council.

The Account also contains revaluation gains accumulated on Property, Plant and Equipment before 1 April 2007, the date that the Revaluation Reserve was created to hold such gains.

Note 7 provides details of the source of all the transactions posted to the Account, apart from those involving the Revaluation Reserve.

Notes to the Financial Statements

2018/2019 £'000		2019/2020 £'000
389,580	Balance at 1 April	375,164
	Reversal of items relating to capital expenditure debited or credited to the Comprehensive Income and Expenditure Statement:	
(35,524)	Charges for depreciation and impairment of non-current assets	(46,175)
(171)	Revaluation losses and reversal of prior year revaluation losses on Property, Plant and Equipment	(25,541)
(370)	Amortisation of intangible assets	(422)
(8,183)	Revenue expenditure funded from capital under statute	(11,677)
(18,968)	Amount of non current assets written off on disposal or sale as part of the gain / (loss) on disposal to the Comprehensive Income and Expenditure Statement	(5,111)
(63,216)		(88,926)
11,449	Adjusting amounts written out of the Revaluation Reserve	9,118
(51,767)	Net written out amount of the cost of non current assets consumed in the year	(79,808)
	Capital financing applied in the year:	
2,738	Use of Capital Receipts to finance new capital expenditure	2,088
9,438	Capital grants and contributions credited to the Comprehensive Income and Expenditure Statement that have been applied to capital financing	58,137
11,301	Application of grants to capital financing from the Capital Grants Unapplied Account	10,724
9,693	Statutory provision for the financing of capital investment charged against the General Fund balance	10,119
11,668	Capital expenditure charged against the General Fund balance	4,278
44,838		85,346
(100)	Writing down of Long Term Debtor	(103)
(7,387)	Movement in the market value of Investment Properties debited or credited to the Comprehensive Income and Expenditure Statement	(12,212)
375,164	Balance at 31 March	368,387

21d) Financial Instruments Adjustment Account

The Financial Instruments Adjustment Account absorbs the timing differences arising from the different arrangements for accounting for income and expenses relating to certain financial instruments and for bearing losses or benefiting from gains per statutory provisions. The Council uses the Account to manage premiums paid on the early redemption of loans. Premiums are debited to the Comprehensive Income and Expenditure Statement when they are incurred but reversed out of the General Fund Balance to the Account in the Movement in Reserves Statement. Over time, the expense is posted back to the General Fund Balance in accordance with statutory arrangements for spreading the burden on Council Tax. In the Council's case, this period is the unexpired term that was outstanding on the loans when they were redeemed. As a result, the balance on the Account at 31 March 2020 will be charged to the General Fund over the next 35 years.

Notes to the Financial Statements

2018/2019 £'000		2019/2020 £'000
(2,395)	Balance at 1 April	(2,851)
(619)	Premiums incurred in the year charged to the Comprehensive Income and Expenditure Account	(195)
163	Proportion of premiums incurred in previous financial years to be charged against the General Fund Balance in accordance with statutory requirements	215
(456)	Amount by which finance costs charged to the Comprehensive Income and Expenditure Statement are different from finance costs chargeable in the year in accordance with statutory requirements	20
(2,851)	Balance at 31 March	(2,831)

21e) Pensions Reserve

The Pensions Reserve absorbs the timing differences arising from the different arrangements for accounting for post-employment benefits and for funding benefits in accordance with statutory provisions. The Council accounts for post-employment benefits in the Comprehensive Income and Expenditure Statement as the benefits are earned by employees accruing years of service, updating the liabilities recognised to reflect inflation, changing assumptions and investment returns on any resources set aside to meet the costs. However, statutory arrangements require benefits earned to be financed as the Council makes employer's contributions to pension funds or eventually pays any pensions for which it is directly responsible. The debit balance on the Pensions Reserve therefore shows a substantial shortfall in the benefits earned by past and current employees and the resources the Council has set aside to meet them. The statutory arrangements will ensure that funding will have been set aside by the time the benefits come to be paid.

2018/2019 £'000		2019/2020 £'000
(533,720)	Balance at 1 April	(543,960)
28,300	Remeasurement of the net defined benefit liability	48,970
(66,670)	Reversal of items relating to retirement benefits debited or credited to the Surplus or Deficit on the Provision of Services in the Comprehensive Income and Expenditure Statement	(39,440)
28,130	Employer's pensions contributions and direct payments to pensioners payable in the year	28,150
(543,960)	Balance at 31 March	(506,280)

21f) Deferred Capital Receipts Reserve

The Deferred Capital Receipts Reserve holds the gains recognised on the disposal of non-current assets but for which cash settlement has yet to take place. Under statutory arrangements, the Council does not treat these gains as usable for financing new capital expenditure until they are backed by cash receipts. When the deferred cash settlement eventually takes place, amounts are transferred to the Capital Receipts Reserve.

2018/2019 £'000		2019/2020 £'000
23,817	Balance at 1 April	25,467
1,652	Transfer of deferred sale proceeds credited as part of the gain / (loss) on disposal to the Comprehensive Income and Expenditure Statement	(35)
(2)	Transfer to the Capital Receipts Reserve upon receipt of cash	(1,702)
25,467	Balance at 31 March	23,730

Notes to the Financial Statements

21g) Collection Fund Adjustment Account

The Collection Fund Adjustment Account manages the differences arising from the recognition of council tax and business rates income in the Comprehensive Income and Expenditure Statement as it falls due from Council Tax payers and Business Rates payers compared with the statutory arrangements for paying across amounts to the General Fund from the Collection Fund.

2018/2019 £'000		2019/2020 £'000
2,648	Balance at 1 April	2,358
(290)	Amount by which council tax and business rates income credited to the Comprehensive Income and Expenditure Statement is different from the council tax and business rates income calculated for the year in accordance with statutory requirements	(1,117)
2,358	Balance at 31 March	1,241

21h) Accumulated Absences Account

The Accumulated Absences Account absorbs the differences that would otherwise arise on the General Fund Balance from accruing for compensated absences earned but not taken in the year e.g. annual leave entitlement carried forward at 31 March. Statutory arrangements require that the impact on the General Fund Balance is neutralised by transfers to or from the Account.

2018/2019 £'000		2019/2020 £'000	
(2,196)	Balance at 1 April		(1,974)
2,196	Settlement or cancellation of accrual made at the end of the preceding year	1,974	
(1,974)	Amounts accrued at the end of the current year	(1,912)	
222	Amount by which officer remuneration charged to the Comprehensive Income and Expenditure Statement on an accrual basis is different from remuneration chargeable in the year in accordance with statutory requirements		62
(1,974)	Balance at 31 March		(1,912)

Note 22 – Cash Flow Statement – Operating Activities

The net cash flows for operating activities include the following items:

2018/2019 £'000		2019/2020 £'000
2,749	Interest received	3,286
(13,607)	Interest paid	(15,162)
200	Dividends received	2,162

Notes to the Financial Statements

Note 23 – Cash Flow Statement – Investing Activities

2018/2019 £'000		2019/2020 £'000
63,883	Purchase of property, plant and equipment, investment property and intangible assets	110,390
97,350	Purchase of short-term and long-term investments	150,000
7,732	Other payments for investing activities	2,970
(2,153)	Net Proceeds from the sale of property, plant and equipment, investment property and intangible assets	(4,780)
(60,142)	Proceeds from short-term and long-term investments	(90,625)
(31,669)	Other receipts from investing activities	(71,715)
75,001	Net cash flows from investing activities	96,240

Note 24 – Cash Flow Statement – Financing Activities

2018/2019 £'000		2019/2020 £'000
(64,491)	Cash receipts of short and long-term borrowing	(51,537)
5,224	Cash payments for the reduction of the outstanding liabilities relating to finance leases and on-balance sheet PFI contracts	4,724
5,982	Repayments of short and long term borrowing	6,666
(1,373)	Other payments for/receipts from financing activities	(137)
(54,658)	Net cash flows from financing activities	(40,284)

Note 25 – Reconciliation of Liabilities arising from Financing Activities

	1 April 2019	Financing cash flows	Non-cash changes		31 March 2020
			Acquisition	Other non- cash changes	
	£'000	£'000	£'000	£'000	£'000
Long-term borrowings	(341,298)	(51,536)	5,941	8	(386,885)
Short-term borrowings	(37,237)	6,651	(5,941)	(55)	(36,582)
Lease liabilities	(8,894)	724	(93)	0	(8,263)
On balance sheet PFI liabilities	(73,795)	4,014	0	0	(69,781)
Total liabilities from financing activities	(461,224)	(40,147)	(93)	(47)	(501,511)

Note 26 – Partnership Arrangements with National Health Service Bodies

Section 75 of the NHS Act 2006 allows partnership arrangements between National Health Service (NHS) bodies, Local Authorities, and other agencies in order to improve and co-ordinate services. The aim of such arrangements is to provide a service to a target client group and allow organisations to work in a more unified way.

Better Care Fund

The Council has entered into a Pooled Budget arrangement with Sunderland Clinical Commissioning Group under which each partner organisation makes an agreed contribution. The Sunderland vision for integration through the Better Care Fund identifies 5 priority elements within the Integration Programme:

- an overall integrated operating model;

Notes to the Financial Statements

- locality integrated teams across health and social care;
- development of integrated commissioning processes;
- development of shared intelligence processes; and
- development of enhanced user focus.

Sunderland's overall aim for integrated care is to provide the right care and support to people in their own homes and communities through the development of the Community Integrated Locality Teams organised around GP practices, which delivers the following outcomes:

- services are co-ordinated around individuals and targeted to meet specific needs;
- outcomes are improved for individuals;
- improvements in the care experienced by individuals, their families and carer;
- independence is optimised, by providing the right support in a timely manner, focusing on a reablement approach;
- people have high-quality, tailored support which focuses on people staying out of hospital;
- people's care is co-ordinated and managed, with the GP at the heart of organising the care, avoiding unnecessary admissions to hospital and care homes – enabling people to regain skills and independence after episodes of ill health and/or injuries; and
- development of enhanced user focus.

Within Sunderland, a significant amount of work has been progressed to create the conditions for integration and alignment of resources at various spatial levels across the city. There is a strong track record of aligning resources towards certain targeted client groups, key outcomes and at an area or neighbourhood level to better meet local needs (both formally and informally) and developing local responsive services.

At the heart of this programme is a commissioning approach which is focused on defined locality populations, rather than driven by a specific service. The populations will be the five Localities within Sunderland. The locality footprint is based on the five groupings of GP Practices across the city, with a population of circa 50,000 in each locality. These localities are deliberately co-terminus with the Council area regeneration and committee structures that have been in place for some time.

2018/2019 £'000		2019/2020 £'000
	Funding Provided to the Pooled Budget	
(17,004)	Sunderland City Council	(84,761)
(56,018)	Sunderland Clinical Commissioning Group	(152,594)
(73,022)	Total Funding	(237,355)
	Expenditure met from the Pooled Budget	
27,909	Sunderland City Council	136,085
45,113	Sunderland Clinical Commissioning Group	101,270
73,022	Total Expenditure	237,355
0	Net Surplus arising on the pooled budget	0
0	Sunderland City Council Share of Surplus	0

Children's Services Agreement

The Council has also entered into a smaller Section 75 Agreement with Sunderland Clinical Commissioning Group to jointly fund key services for its children.

Under this Agreement Sunderland Clinical Commissioning Group has provided funds of £1.801m to the Council (£1.963m in 2018/2019) and the Council has provided funds of £0.460m to Sunderland Clinical Commissioning Group (£0.448m in 2018/2019).

The services will be delivered largely by Together for Children Sunderland Ltd, the Council's wholly owned subsidiary created to focus specifically on Children's Services across the city.

Notes to the Financial Statements

A key initiative for Together for Children Sunderland Ltd is the development of an Integrated Children's Commissioning programme wherein partnership working, co-commissioning and co-production is central. As this work matures, the Section 75 Agreement will also develop to reflect the new and holistic approach which aligns with Together for Children Sunderland Ltd's strategy – Putting the Child First!

Note 27 – Agency Services

Activity which has been commissioned by the Council on behalf of Health partners, for which the Council has been fully reimbursed, has been treated as Agency activity and both income and expenditure have been excluded from the Council's accounts. The Council has received commission of £0.491m relating to the agency activity undertaken by the Health and Social Care Portfolio (£0.491m in 2018/2019). No commission has been received for agency activity undertaken by the Children, Learning and Skills Portfolio.

Activity which has been commissioned by the Council on behalf of IAMP LLP has been treated as Agency activity and both income and expenditure have been excluded from the Council's accounts. As IAMP LLP is a Joint Venture arrangement, which the Council has entered into with South Tyneside Council, no commission has been received relating to this activity. Additional details on the relationship between the Council and IAMP LLP can be found in Note 33, Related Parties.

The following activity has been excluded from the accounts:

2018/2019 £'000		2019/2020 £'000
33,188 (33,188)	Agency arrangements with Health partners Expenditure excluded from Health and Social Care Portfolio Income excluded from Health and Social Care Portfolio	35,327 (35,327)
0 0	Agency arrangements with Health partners Expenditure excluded from Children, Learning and Skills Portfolio Income excluded from Children, Learning and Skills Portfolio	274 (274)
13,587 (13,587)	Agency arrangements with IAMP LLP Expenditure excluded from Deputy Leader Portfolio Income excluded from Deputy Leader Portfolio	2,822 (2,822)
0		0

As detailed within Related Party Transactions (Note 33), the Council provides support services to various other Authorities or Bodies. A limited range of agency services are also provided to third parties on behalf of these organisations, however, the level of income generated from this activity is relatively low in value and has therefore not been detailed above.

Note 28 – Members' Allowances and Expenses

The Council paid the following amounts to members of the Council during the year.

2018/2019 £'000		2019/2020 £'000
1,142	Allowances	1,128
7	Expenses	6
1,149	Total	1,134

Notes to the Financial Statements

Note 29 – Officers' Remuneration

The remuneration paid to the Council's senior employees is as follows:

Post Holder Information 2019/2020	Salary (Including Fees and Allowances) £	Bonuses £	Expense Allowances £	Compensation for loss of office £	Benefits in Kind £	Total Remuneration excluding Pension Contributions £	Pension Contributions £	Total Remuneration including Pension Contributions £
Senior Officer Emoluments exceeding £150,000 per year								
Chief Executive - Patrick Melia	186,471	0	0	0	0	186,471	33,192	219,663
Senior Officer Emoluments exceeding £50,000 but less than £150,000								
Executive Director of Corporate Services	136,605	0	0	0	0	136,605	24,316	160,921
Executive Director of Neighbourhoods	136,605	0	0	0	0	136,605	24,316	160,921
Executive Director of City Development	147,113	0	0	0	0	147,113	26,186	173,299
Executive Director of Children's Services *	136,605	0	0	0	0	136,605	24,316	160,921
Director of People, Communications & Partnerships	105,361	0	0	0	0	105,361	18,754	124,115

* £128,736 has been recharged to Together for Children Ltd in respect of this position.

Notes to the Financial Statements

Note 29 – Officers' Remuneration

The remuneration paid to the Council's senior employees is as follows:

Post Holder Information 2018/2019	Salary (Including Fees and Allowances) £	Bonuses £	Expense Allowances £	Compensation for loss of office £	Benefits in Kind £	Total Remuneration excluding Pension Contributions £	Pension Contributions £	Total Remuneration including Pension Contributions £
Senior Officer Emoluments exceeding £150,000 per year								
Chief Executive - Irene Lucas *	51,259	0	0	0	0	51,259	0	51,259
Chief Executive - Patrick Melia **	121,877	0	0	0	0	121,877	21,694	143,571
Senior Officer Emoluments exceeding £50,000 but less than £150,000								
Executive Director of Corporate Services ***	111,605	0	0	0	0	111,605	19,866	131,471
Executive Director of Peoples Services (Executive Director of Neighbourhoods with effect from 1 April 2019)	133,926	0	0	0	0	133,926	23,839	157,765
Executive Director of Commercial Development (Executive Director of City Development with effect from 1 April 2019)	144,228	0	0	0	0	144,228	25,673	169,901
Executive Director of Childrens' Services ****	92,524	0	0	0	0	92,524	16,469	108,993
Director of Strategy, Partnerships & Transformation (Director of People, Communications & Partnerships with effect from 1 April 2019)	103,295	0	0	0	0	103,295	18,386	121,681

* Postholder resigned 31 July 2018.

** Postholder appointed 1 August 2018.

*** Postholder changed during the year – the postholder at 1 April 2018 resigned 31 May 2018 and the new postholder was appointed 1 August 2018.

**** Postholder appointed 23 July 2018 (post was vacant between 1 April 2018 and 23 July 2018). £87,195 has been recharged to Together for Children Sunderland Ltd in respect of this position.

Notes to the Financial Statements

Note 29 – Officers' Remuneration

The Council's other employees (other than Senior Officers in preceding tables) receiving more than £50,000 remuneration for the year (excluding employer's pension contributions but including termination payments) are shown below:

2018/2019		Remuneration	2019/2020	
Non-Teaching Staff	Teaching Staff		Non-Teaching Staff	Teaching Staff
37	46	£50,000 - £54,999	38	36
10	27	£55,000 - £59,999	7	23
3	13	£60,000 - £64,999	9	13
4	16	£65,000 - £69,999	* 6	12
3	5	£70,000 - £74,999	7	7
2	5	£75,000 - £79,999	1	6
4	4	£80,000 - £84,999	7	2
1	2	£85,000 - £89,999	*** 3	3
7	0	£90,000 - £94,999	** 7	0
0	0	£95,000 - £99,999	1	0
0	1	£105,000 - £109,999	0	0
1	0	£110,000 - £114,999	0	0
*** 3	0	£120,000 - £124,999	0	0
1	0	£125,000 - £129,999	*** 1	0
1	0	£130,000 - £134,999	1	0
1	0	£135,000 - £139,999	0	0
1	0	£140,000 - £144,999	0	0
1	0	£180,000 - £184,999	0	0
1	0	£185,000 - £189,999	0	0

* Two officers in this band have been partially seconded to an external organisation and 50% of their cost has been recovered.

** One officer in this band has been partially seconded to an external organisation and 50% of their cost has been recovered.

*** One officer in this band has been seconded to an external organisation and their cost has been fully recovered.

Note 30 – External Audit Costs

The Council has incurred the following costs in relation to the audit of the Statement of Accounts, certification of grant claims and for non-audit services provided by the Council's external auditors.

2018/2019 £'000		2019/2020 £'000
105	Fees payable to external auditors with regard to external audit services carried out by the appointed auditor for the year (Mazars LLP)	105
20	Fees payable in respect of other services provided by Mazars LLP during the year	17
125	Total Costs	122

The table above represents fees agreed between the Council and their external auditor however, additional work on specific issues can subsequently be required.

Notes to the Financial Statements

Since the 2018/2019 accounts were audited, an additional £0.006m has been incurred relating to 2018/2019. Similarly, it is likely that additional costs will be incurred relating to 2019/2020.

Note 31 – Dedicated Schools’ Grant

The Council’s expenditure on schools is funded primarily by grant monies provided by the Education and Skills Funding Agency, the Dedicated Schools Grant (DSG). An element of DSG is recouped by the Department to fund academy schools in the Council’s area. DSG is ring-fenced and can only be applied to meet expenditure properly included in the Schools Budget, as defined in the School Finance and Early Years (England) Regulations 2018. The Schools Budget includes elements for a range of educational services provided on a council-wide basis and for the Individual Schools Budget (ISB), which is divided into a budget share for each maintained school.

As a result of pressures experienced within the High Needs Block, the DSG is in deficit at year end. In line with the School Finance (England) Regulations 2020 that apply from the 1 April 2020, this deficit will be funded within the available DSG resources for 2020/2021, as agreed with the Schools Forum. The DSG deficit is therefore disclosed as an earmarked usable reserve. Details of the deployment of DSG receivable for 2019/2020 are as follows:

	Schools Budget Funded by DSG		
	Central Expenditure £'000	Individual Schools Budget (ISB) £'000	Total £'000
Final DSG for 2019/2020 before Academy and High Needs recoupment	46,415	165,966	212,381
Academy and High Needs figure recouped for 2019/2020	(7,203)	(114,317)	(121,520)
Total DSG after Academy and High Needs recoupment for 2019/2020	39,212	51,649	90,861
Plus: Brought forward from 2018/2019	1,162	0	1,162
Less: Carry forward to 2020/2021 agreed in advance	0	0	0
Agreed initial budgeted distribution in 2019/2020	40,374	51,649	92,023
In Year Adjustments	277	0	277
Final budgeted distribution in 2019/2020	40,651	51,649	92,300
Less: Actual central expenditure	40,900	0	40,900
Less: Actual ISB deployed to schools	0	51,649	51,649
Plus: Local authority contribution for 2019/2020	0	0	0
Carry forward to 2020/2021	(249)	0	(249)

Note: Actual ISB deployed to schools is reflected at the same level as the ISB budget distribution in line with DSG disclosure note guidance.

Note 32 – Grant Income

The Council has received a number of capital grants and contributions that have yet to be recognised as income as they have conditions attached to them that may require the monies or property to be returned to the provider.

In addition, in order to support the cash flow of Local Authorities in response to the Covid-19 pandemic, the government accelerated the payment of the 2020/2021 S31 revenue grants in respect of Business Rates reliefs. As the final allocation will be determined by the relief position confirmed in the NNDR3 return for 2020/2021, the accelerated allocation may be partly repayable. As such this represents a condition of grant and has therefore been treated as a Receipt in Advance.

The balances at the year-end are as follows:

Notes to the Financial Statements

31 March 2019 £'000		31 March 2020 £'000
	Revenue Grant Receipts in Advance	
0	Ministry of Housing, Communities and Local Government	(7,562)
0		(7,562)
	Capital Grant Receipts in Advance	
(836)	Department for Education	(662)
(283)	Department for Transport	(6,032)
(542)	Environment Agency	(344)
0	Highways England	(289)
(380)	Other Capital Grants and Contributions	(432)
(2,041)		(7,759)

The Council credited the following grants, contributions and donations to the Comprehensive Income and Expenditure Statement:

2018/2019 £'000		2019/2020 £'000
	Credited to Taxation and Non Specific Grant Income and Expenditure	
	Revenue Grants:	
(36,157)	Revenue Support Grant	(27,507)
(42,192)	Top Up Grant	(43,023)
(3,195)	New Homes Bonus	(2,957)
(14)	Local Services Support Grant	(14)
(5,092)	Section 31 Business Rates Grant	(6,699)
0	Covid-19 Grant	(10,592)
(1,296)	Levy Distribution Grant	(288)
(87,946)		(91,080)
	Capital Grants, Contributions and Donations:	
(10,292)	Department for Transport	(41,481)
(2,039)	Department for Education	(2,793)
(840)	Environment Agency	(3,120)
(1,478)	Football Foundation	(12,261)
(1,165)	Heritage Lottery Fund	(1,515)
(824)	Other Capital Grants and Contributions	(604)
(16,638)		(61,774)
(104,584)	Total	(152,854)

Notes to the Financial Statements

2018/2019 £'000		2019/2020 £'000
	Credited to Services	
	Revenue Grants:	
	Ministry of Housing, Communities and Local Government:	
(13,038)	Improved Better Care Fund	(16,567)
(5,538)	PFI	(5,538)
(2,547)	Social Care Support Grant	(2,678)
0	Adult Social Care - Winter Pressures Grant	(1,568)
(969)	Strengthening Families Grant	(1,295)
(840)	Independent Living Fund	(815)
(757)	New Burdens (various)	(606)
(390)	European Grants	(517)
(105)	EU Exit Funding	(210)
0	Future High Street Fund	(140)
(120)	Flexible Homeless Support	(92)
(207)	Other grants	(314)
	Department for Work and Pensions:	
(112,971)	Housing Benefit	(100,477)
(38)	European Grants	(274)
(109)	Welfare Reform Additional Burdens	(143)
(48)	Universal Credits	(14)
(40)	Other grants	0
	Department of Health and Social Care:	
(23,386)	Public Health	(22,768)
(218)	Local Reform and Community Voices	(219)
	Education Skills Funding Agency:	
(98,368)	Dedicated Schools Grant	(91,138)
(6,571)	Pupil Premium	(6,214)
(2,344)	Universal Free School Meals	(2,277)
0	Teachers Pension Grant	(1,455)
(1,379)	Skills Funding Agency Grant	(1,367)
(926)	PE and Sport	(866)
(341)	Teachers Pay Grant	(753)
(2,090)	16-19 Bursary	(516)
(203)	Adoption Support Fund	(260)
(79)	Extended Rights to Free Travel	(82)
(138)	SEN Reform	0
(547)	Other grants	(578)
(643)	Youth Justice Board	(609)
(400)	Arts Council	(100)
(245)	Heritage Lottery Fund	(96)
(153)	Home Office	(160)
(190)	Other Grants	(374)
(275,938)		(261,080)
	Grants applied to revenue expenditure funded from capital under statute:	
(45)	Ministry of Housing, Communities and Local Government	0
(3,708)	Department of Health and Social Care	(3,645)
0	Department for Education	(1,436)
(825)	Other Capital Grants	(1,523)
(4,578)		(6,604)
(280,516)	Total	(267,684)

Notes to the Financial Statements

Note 33 – Related Parties

The Council is required to disclose material transactions with related parties – bodies or individuals that have the potential to control or influence the Council or to be controlled or influenced by the Council. Disclosure of these transactions allows readers to assess the extent to which the Council might have been constrained in its ability to operate independently or might have secured the ability to limit another party's ability to bargain freely with the Council.

Central Government

Central Government has significant influence over the general operations of the Council – it is responsible for providing the statutory framework within which the Council operates, provides the majority of its funding in the form of grants and prescribes the terms of many of the transactions that the Council has with other parties (e.g. council tax bills, housing benefits). Grants received from government departments are set out in Note 32.

Members

Members of the Council have direct control over the Council's financial and operating policies. The total of members' allowances and expenses paid in 2019/2020 is shown in Note 28. During 2019/2020, works and services to the value of £0.521m (£0.837m for 2018/2019) were commissioned from companies in which members had an interest. Contracts were entered into in full compliance with the Council's standing orders. In addition, grants and contributions totalling £0.912m (£0.283m for 2018/2019) were paid to voluntary organisations.

The figures stated above do not include transactions with Sunderland Care and Support Ltd, Together for Children Sunderland Ltd, Sunderland Homes Ltd or Siglion LLP as transactions between these companies and the Council have been separately identified as part of the production of Group Accounts for 2019/2020.

It should be noted that all Council members' pecuniary and non-financial interests which could conflict with those of the Council are open to public inspection as required by the Local Authority (Members' Interests) Regulation (SI 1992/618) laid under Section 19 of the Local Government and Housing Act 1989. The relevant members must therefore declare an interest (which is minuted) and they do not take part in any discussion or decision relating to the transactions concerned.

Officers

During 2019/2020 there were no Chief Officers who had a controlling interest in a company, partnership, trust or entity which is considered to have generated a related party transaction with the Council (£0.002m in 2018/2019).

The figures stated above do not include transactions with Sunderland Care and Support Ltd, Together for Children Sunderland Ltd, Sunderland Homes Ltd or Siglion LLP as transactions between these companies and the Council have been separately identified as part of the production of Group Accounts for 2019/2020.

Other Public Bodies

The Council has entered into partnership arrangements with Sunderland Clinical Commissioning Group for the provision of services to support reduced hospital admissions and length of stay and also to deliver key children's services. Transactions and balances outstanding are detailed in Note 26.

Subsidiaries and Joint Ventures Controlled or Significantly Influenced by the Council

The Council delivers some of its activities through a number of wholly owned subsidiaries and joint ventures. The Council prepares Group accounts which consolidate the results and balances of the Council with these organisations in order to reflect the full extent of the Council's economic activity and financial position.

Notes to the Financial Statements

The Council's Group Accounts are presented after the single entity accounts.

Sunderland Care and Support (Holding Company) Ltd (subsidiary)

Sunderland Care and Support (Holding Company) Ltd with its subsidiary Sunderland Care and Support Ltd commenced trading on 1 December 2013 for the provision of Adult Social Care Services for the Council and was set up as a Local Authority Trading Company (LATC).

Sunderland Care and Support (Holding Company) Ltd is 100% owned by the Council, with Sunderland Care and Support Ltd being owned fully by the Holding Company. The Council contracts with Sunderland Care and Support (Holding Company) Ltd for the provision of Adult Social Care Services, the holding company then subcontracts to Sunderland Care and Support Ltd who deliver the following Adult Social Care Services:

- Reablement at Home;
- Farnborough Court Intermediate Care Centre;
- Sunderland Telecare;
- Community Equipment Service and Handyperson Service;
- Day Services;
- Supported Living Schemes;
- Registered residential Services;
- Short Break Services;
- Independence at Home (outreach) Services;
- Sunderland Shared Lives;
- See and Solve Solutions;
- Sunderland Home Improvement Agency; and
- Evening Service.

Both companies have a common board of directors appointed by the Council (as the shareholder of the holding company).

The value of the contract for the period was £39.733m (£34.018m in 2018/2019), this included agency costs which were reimbursed to the Council by health partners of £7.095m (£5.307m in 2018/2019).

In addition to contract related activity, the following transactions have occurred between the Council and Sunderland Care and Support Ltd:

- equipment and services were bought from Sunderland Care and Support Ltd of £0.049m (£0.037m in 2018/2019);
- Sunderland Care and Support Ltd bought back support services from the Council, totalling £1.444m (£1.406m in 2018/2019);
- Sunderland Care and Support Ltd also managed home improvement agency and disabled facilities grants on behalf of the Council. Fees for this were £0.247m (£0.243m in 2018/2019);
- Sunderland Care and Support Ltd also bought back other services including rent, other services and equipment purchases of £1.067m (£0.983m in 2018/2019); and
- no redundancy related costs incurred by Sunderland Care and Support Ltd were funded by the Council (£1.234m in 2018/2019).

At the year end, Sunderland Care and Support Ltd owed the Council £1.302m (£1.358m in 2018/2019) and the Council owed Care and Support Ltd £1.718m (£2.026m in 2018/2019).

The operational loss attributable to this subsidiary for 2019/2020 was £5.329m (£2.033m operational loss in 2018/2019).

The Council has confirmed it remains committed to working with Sunderland Care and Support Ltd to ensure it remains a going concern.

Sunderland Care and Support's registered office is: Sunderland City Council, Civic Centre, Sunderland.

Notes to the Financial Statements

Together for Children Sunderland Ltd (subsidiary)

Operational from 1 April 2017 as a company limited by guarantee, Together for Children Sunderland Ltd delivers Early Help, Social Care and Education services for children and aims to develop an effective and responsive service that make a difference for children and families in Sunderland.

Whilst Together for Children Sunderland Ltd is a 100% council-owned company, the board of directors has day to day operational independence in respect of management of the company's business and operations.

The governance arrangements for the company are set out in the company's Articles of Association and its Scheme of Governance. A Service Contract details how Together for Children Sunderland Ltd will work with the Council to ensure the priorities and objectives specified within the contract are delivered, how decisions are made and how Together for Children Sunderland Ltd is held to account.

No assets or liabilities have been transferred to Together for Children Sunderland Ltd.

The initial value of the contract for the period was £60.859m, with the final contract value being £71.784m which includes £6.347m of grants received by the Council that have been included within the contract sum (£68.376m in 2018/2019).

In addition to contract related activity, the following transactions have occurred between the Council and Together for Children Sunderland Ltd:

- as agreed under the terms of the contract, the Council has met redundancy costs totalling £0.288m (£0.078m in 2018/2019);
- grants received by the Council of £20.523m, which are not part of the contract, have been passed on to Together for Children Sunderland Ltd (£19.752m in 2018/2019). This excludes £16.683m which has been received by the Council and passed on to maintained schools via Together for Children Sunderland Ltd (£16.209m in 2018/2019);
- partnership agreement funding received by the Council of £1.801m has been passed on to Together for Children Sunderland Ltd (nil in 2018/2019), this included agency costs which were reimbursed to the Council by health partners of £0.274m (nil in 2018/2019). Together for Children Sunderland Ltd has paid partnership agreement funding to the Council of £0.460m (nil in 2018/2019);
- Together for Children Sunderland Ltd bought back support, rent and other services from the Council, totalling £4.490m (£4.394m in 2018/2019); and
- Other service costs incurred by the Council, including schools, total £2.072m (£1.540m in 2018/2019).

At the year end, Together for Children Sunderland Ltd owed the Council £1.732m (£2.105m in 2018/2019) and the Council owed Together for Children Sunderland Ltd £5.218m (£2.555 in 2018/2019).

The operational loss attributable to this subsidiary for 2019/2020 was £9.118m (£5.326m operational loss in 2018/2019).

The Council has confirmed it remains committed to working with Together for Children Sunderland Ltd to ensure it remains a going concern.

Together for Children Sunderland Ltd.'s registered office is: Stanfield Business Centre, Addison Street, Sunderland, SR2 8SZ.

Sunderland Homes Ltd (subsidiary)

In 2017 the Council incorporated a wholly owned company, Sunderland Homes Ltd (SHL). The purpose of the company was to fill some of the identified gaps in Sunderland's housing provision and bring empty properties back in to use. Projects to refurbish empty properties in the Hetton and Millfield areas continued during 2019/2020.

Notes to the Financial Statements

The operational loss attributable to this subsidiary for 2019/2020 was £0.012m (£0.120m operational profit in 2018/2019).

Shortly before the year end the directors agreed to cease trading and transfer any remaining properties to the Council, its shareholder. Moving forward the activities carried out by SHL will be incorporated into the Council's approved Housing Infrastructure and Delivery Plan.

Sunderland Homes Ltd's registered office is: Sunderland City Council, Civic Centre, Sunderland.

Siglion LLP (subsidiary)

The Council owns 100% of Siglion LLP it has a wholly owned subsidiary (Siglion Nominee Limited). Siglion LLP and Siglion Nominee Limited formed two further LLPs. These are Siglion Investments LLP and Siglion Developments LLP.

The Council transferred a number of investment properties including ground leases, retail properties, industrial properties and managed workspaces, strategic asset management into Siglion. In consideration of this transaction, the Council received loan notes totalling £23.5m. These are split between Loan Note A (£5m) which is non-interest bearing and Loan Note B (£18.5m), which is interest bearing, with interest payable quarterly. The Council acquired Carillion (Maple Oak) Limited's member interest in March 2019 thus increasing its Loan Note A to £10m. Loan Note A is not anticipated to be repaid until Siglion is wound up. Loan Note B may be repaid and hence the value reduces over time as investment properties are disposed of. The current value of loan note B is £17.933m.

The Council also made an additional interest bearing loan facility of up to £5.6m available to Siglion Developments LLP to facilitate the fulfilment of its developments in line with its Business Plan. The value of the loan drawn down is £3.5m at 31 March 2020 and will be repaid over time from development receipts.

£1.200m distribution was received for the year ended 31 December 2019 (£0.200m for the year ended 31 December 2018).

Siglion's primary purpose is to assist in the delivery of economic and regeneration benefits to Sunderland through its objectives of:

- improving the concentration of new economic activity in the city centre;
- creating a city centre that supports such higher value job creation;
- bringing dormant sites back into use;
- offering a wider choice of housing to the market; and
- positioning Sunderland as a place to invest.

Siglion's year end is 31 December. The information presented in the Council's accounts has therefore had to be restated to 31 March and includes three months of management accounts (January 2020 to March 2020).

The operational profit attributable to this subsidiary for 2019/2020 was £2.625m (£2.329m operational profit in 2018/2019).

Siglion's registered office is: Civic Centre, Burdon Road, Sunderland.

Sunderland Lifestyle Partnership Ltd (joint venture)

In June 2015 the Council entered into a unique joint venture partnership, known as Sunderland Lifestyle Partnership, with Sports and Leisure Management Ltd (SLM), who operate under the brand Everyone Active, to manage and operate the city's leisure facilities. SLM (as operator) have entered into sub-contracting arrangements with SLM Fitness and Health Limited, SLM Food and Beverage Limited and SLM Community Leisure Charitable Trust in order to sub-contract specific elements of the service.

Notes to the Financial Statements

The joint venture is a private company limited by shares and is owned by the Council and SLM in equal shares (50:50) and is managed by a board of directors with an equal number of representatives from each party.

The purpose of the joint venture is to:

- oversee SLM's (as the operator) delivery of the operating contract;
- act as landlord of the leisure facilities;
- provide strategic direction to further develop sports and leisure facilities and opportunities in the city; and
- to set an annual business plan for the joint venture and monitor performance of SLM (as operator) against that plan.

The key objectives in forming this partnership are:

- to contribute to the better physical and mental health and wellbeing, skill development and levels of attainment of Sunderland's citizens through increased participation in physical activity, sport and leisure;
- to develop a sport and leisure service that is self-sustaining (that requires no subsidy beyond the short term);
- to provide universal access to high quality sport and leisure facilities;
- to support sporting excellence; and
- to identify and develop additional commercial opportunities which contribute to the achievement of any of the above objectives.

The value of the contract for the period was £0.220m plus an additional contribution of £0.240m (£1.386m plus £0.240m in 2018/2019).

The total operational loss attributable to this joint venture for 2019/2020 was £0.735m (£0.006m operational profit in 2018/2019).

In order to help the joint venture to fund initial capital works, both the Council and SLM have provided interest bearing loans to the joint venture (£2.000m and £0.700m respectively), and SLM has also provided a cash equity investment of £0.500m. The Council's loan is repayable over 20 years with the first principal repayment occurring during 2016/2017. The final principal repayment is payable during 2035/2036. £1.600m is outstanding at the end of 2019/2020 (£1.700m in 2018/2019).

The draft accounts for Sunderland Lifestyle Partnership Ltd for the period 1 April 2019 to 31 March 2020, show a net loss before taxation of £0.743m and indicates that no dividend is proposed.

Sunderland Lifestyle Partnership's registered office is: Sunderland Aquatic and Wellness Centre, Stadium Park, Sunderland.

IAMP LLP (Joint Venture)

IAMP LLP was jointly established with South Tyneside Council in order to deliver the International Advanced Manufacturing Park to the north of Nissan. Both parties own 50% of the LLP.

Sunderland Council and South Tyneside Council participate as members of the LLP to (amongst other things) carry on the business of the joint acquisition, promotion, development and delivery of an International Advanced Manufacturing Park on the site which comprises land in South Tyneside and Sunderland, together with the provision of all necessary infrastructure required for the delivery of the site.

The total operational loss attributable to this joint venture for 2019/2020 was £0.577m (£1.556m operational profit in 2018/2019).

IAMP's registered office is: Sunderland City Council, Civic Centre, Sunderland.

Notes to the Financial Statements

Other Entities Influenced by the Council

Newcastle Airport

Under the Airport Act 1986, Newcastle International Airport Limited (NIAL) was formed and seven local authorities were allocated shares in consideration for all the property, rights and liabilities that were transferred into the new company.. On 4 May 2001, the seven local authority shareholders of NIAL (the "LA7") entered into a strategic partnership with Copenhagen Airports A/S for the latter to purchase a 49% share of Newcastle International Airport. This involved the creation of a new company, NIAL Holdings Limited, which is 51% owned by LA7.. The 51% holding is held in the Newcastle Airport Local Authority Holding Company Limited, a company wholly owned by the seven authorities. The Newcastle Airport Local Authority Holding Company Limited has a called-up share capital of 10,000 shares with a nominal value of £1 each.. The Council originally held a shareholding of 1,845 shares representing an 18.45% interest in this company.

On 16 November 2012, Copenhagen Airports A/S sold its 49% holding to AMP Capital Investors Ltd. As a result, the valuation of the LA7 holding is now based on the open market value achieved in this sale. At the same time an internal sale of shares also took place within the LA7 group. The Council as a result acquired an additional 42 shares and now holds an 18.87% interest in Newcastle Airport Local Authority Holding Company Limited, valued at £11.058m (£16.553m in 2018/2019). These shares are not held for trading outside of the LA7.

The valuation of the shareholding is reviewed each year to consider whether any events have occurred which would materially change the valuation. The spread of the Covid-19 pandemic across the world towards the end of 2019/2020 led to a sudden decline in air travel prompting the value of the shareholding to be impaired.

The fair value for the shareholding is based on a combination of the discounted cash flow of income method together with the guideline public company method of the market approach to valuations and other observable and unobservable factors. The last full valuation took place at 31 March 2019.

To factor in the impact of the Covid-19 pandemic a weighted average of forecast earnings before interest, depreciation, tax and amortisations (EBIDTA) has been derived and compared against existing EBIDTA prior to the pandemic in order to generate a downward revaluation in the share value. To ensure reasonableness this percentage has been compared against the movement in shareholdings in other world airports where the shares are actively traded.

Through its shares in Newcastle Airport Local Authority Holding Company Limited the Council now has a revised effective shareholding of 9.62% in Newcastle International Airport Limited (and the group companies of NIAL Group Limited and NIAL Holdings Limited). The principal activity of Newcastle International Airport Limited (Registered Number 2077766) is the provision of landing services for both commercial and freight operators. £0.962m dividend was received for the year ended 31 December 2019 (nil for the year ended 31 December 2018).

Members of the LA7 entered into a loan agreement with NIAL Group Limited in 2012/13, issuing £67.665m shareholder loan notes. The loan notes will be repayable in 2032 with interest normally being received up to that date on a 6-monthly basis.

Due to major curtailments in the Airport's operations as a result of the Covid-19 pandemic, the Council has agreed to modify the terms of these loans and has accepted that under the unprecedented circumstances the Airport can defer interest repayments for the following two financial years with catch up payments to be made in instalments over a later period. This has resulted in a restatement of the loan value with a modification loss of £1.237m (nil in 2018/19) charged to the financing and investment income and expenditure line of the CIES. Furthermore, the Council looked at several observable factors regarding the robustness of the Airport's operations going forward resulting in an expected lifetime loss provision of £0.183m (nil in 2018/19) in the event all repayments are not made at some time in the future.

Other than these loan notes there are no outstanding balances owed to or from NIAL at the end of the year.

Notes to the Financial Statements

NIAL Group Limited made a profit before tax of £11.007m and a profit after tax of £7.502m for the year ended 31 December 2019. In the previous year, the Group made a profit before tax of £10.443m and a profit after tax of £7.435m.

Other Relevant Information

The Council provides support services (including financial support services) to the following related parties:

Tyne and Wear Fire and Rescue Authority, Sunderland Empire Theatre Trust, Sunderland Care and Support Ltd, Together for Children Sunderland Ltd, Siglion LLP, a number of Academies, Voluntary Aided Schools, Sunderland Homes Ltd, IAMP LLP and Pooled Budget arrangements with Sunderland Clinical Commissioning Group.

Note 34 – Capital Expenditure and Capital Financing

The total amount of capital expenditure incurred in the year is shown in the table below (including the value of assets acquired under finance leases and PFI contracts), together with the resources that have been used to finance it. Where capital expenditure is to be financed in future years by charges to revenue as assets are used by the Council, the expenditure results in an increase in the Capital Financing Requirement (CFR), a measure of the capital expenditure incurred historically by the Council that has yet to be financed. The CFR is analysed in the second part of this note.

2018/2019 £'000		2019/2020 £'000
393,919	Opening Capital Financing Requirement	434,055
3,792	Recognition and Derecognition of Embedded Lease Assets	92
307	Recognition of PFI Assets	640
	<i>Capital Investment</i>	
62,061	Property, Plant and Equipment	107,424
7,350	Long term Investments	0
2,443	Long Term Debtors	755
839	Intangible Assets	958
8,182	Revenue Expenditure Funded from Capital under Statute	11,677
	<i>Sources of Finance</i>	
(2,738)	Capital Receipts	(2,088)
(20,739)	Government grants and other contributions	(68,861)
	Sums set aside from revenue:	
(11,668)	Direct revenue contributions	(4,278)
(9,693)	MRP	(10,119)
434,055	Closing Capital Financing Requirement	470,255
	<i>Explanation of movements in year</i>	
(368)	(Decrease) in underlying need to borrow (supported by government financial assistance)	(453)
42,029	Increase / (decrease) in underlying need to borrow (unsupported by government financial assistance)	41,053
2,927	Increase / (decrease) in underlying need to borrow (finance leases)	(617)
(4,452)	Increase / (decrease) in underlying need to borrow (PFI contracts)	(3,783)
40,136	Increase / (decrease) in Capital Financing Requirement	36,200

Notes to the Financial Statements

Note 35 – Leases

a) Council as Lessee

Finance Leases

The Council has acquired a number of administrative buildings and vehicles under finance leases.

The assets acquired under these leases are carried as Property, Plant and Equipment in the Balance Sheet at the following net amounts:

31 March 2019 £'000		31 March 2020 £'000
10,312	Other Land & Buildings	9,956
3,180	Vehicles, Plant and Equipment	2,563
13,492		12,519

The Council is committed to making minimum payments under these leases comprising settlement of the long-term liability for the interest in the property acquired by the Council and finance costs that will be payable by the Council in future years while the liability remains outstanding. The minimum lease payments are made up of the following amounts:

31 March 2019 £'000		31 March 2020 £'000
	Finance Lease Liabilities (net present value of minimum lease payments)	
703	Current	685
8,190	Non-current	7,577
0	Finance costs payable in future years	0
8,893	Minimum lease payments	8,262

The minimum lease payments will be payable over the following periods:

31 March 2019 Minimum Lease Payments £'000	31 March 2019 Finance Lease Liabilities £'000		31 March 2020 Minimum Lease Payments £'000	31 March 2020 Finance Lease Liabilities £'000
703	703	Not later than one year	685	685
2,548	2,548	Later than one year and not later than five years	1,949	1,949
5,642	5,642	Later than five years	5,628	5,628
8,893	8,893		8,262	8,262

Operating Leases

The Council has not acquired any vehicles or equipment by entering into an operating lease.

The Council has use of a small number of properties by entering into operating leases. The annual payment in 2019/2020 was £0.635m (£0.672m in 2018/2019). The annual lease payments payable relating to leases that are due for renewal in the following periods are:

Notes to the Financial Statements

31 March 2019 £'000		31 March 2020 £'000
169	Not later than one year	185
253	Later than one year but not later than five years	362
250	Later than five years	88
672		635

b) Council as Lessor

Operating Leases

The Council leases out under operating leases for the following purposes:

- for the provision of community services; and
- for economic development purposes to provide suitable affordable accommodation for local businesses.

The future minimum lease payments receivable under non-cancellable leases in future years are:

31 March 2019 £'000		31 March 2020 £'000
5,741	Not later than one year	5,577
12,089	Later than one year but not later than five years	12,089
179,027	Later than five years	145,344
196,857		163,010

The minimum lease payments receivable do not include rents that are contingent on events taking place after the lease was entered into, such as adjustments following rent reviews.

Note 36 – Private Finance Initiatives and Similar Contracts

PFI contracts are agreements to receive services, where the responsibility for making available the property, plant and equipment needed to provide the services passes to the PFI contractor. As the Council is deemed to control the services that are provided under its PFI schemes and as ownership of the property, plant and equipment will pass to the Council at the end of the contracts for no additional charge, the Council carries the assets used under the PFI contracts on its Balance Sheet as part of Property, Plant and Equipment. Non-current assets recognised on the Balance Sheet are revalued and depreciated in the same way as property, plant and equipment owned by the Council.

The amounts payable to the PFI operator each year are analysed into the following elements:

- fair value of the services received during the year;
- finance cost;
- contingent rent;
- payment towards liability; and
- lifecycle replacement costs.

Current PFI Schemes

- Sandhill View

The Council entered into Sandhill PFI Contract in September 2001 and the Sandhill View Academy and Community Learning Centre subsequently became operational as a multi community use facility in September 2002. The Council receives annual grant of £1.549m

Notes to the Financial Statements

towards the cost of this 25-year scheme. Sandhill View school transferred to Academy status on 1 July 2015 and part of the asset operated by the Academy on a long-term lease transferred from the Council's Balance Sheet. The Council still retains the overall liability to the PFI contractor to pay the unitary charge for the entire facility with the cost relating to the school being subsequently recovered from the Academy.

- Replacement Street Lighting and Highway Signs

The Council entered into a PFI contract, on 12 August 2003, to provide replacement street lighting and highway signs, this includes ongoing maintenance, over a period of 25 years. The contract began on 1 September 2003 and will end 31 August 2028. The Council receives annual grant of £2.185m towards the cost of this scheme.

- Waste Management Partnership

The South Tyne and Wear Waste Management Partnership was established to enable the three partner authorities (Gateshead, Sunderland and South Tyneside Councils) to jointly procure a service for the treatment and disposal of residual municipal waste. In April 2014, a 25-year Energy from Waste facility became operational under a PFI contract, led by Gateshead Council. The Council receives annual grant of £1.805m towards the cost of this scheme.

Property, Plant and Equipment Assets

The assets used to provide services under these PFI schemes are recognised on the Council's Balance Sheet:

2018/2019 Sandhill View £'000	2018/2019 Street Lighting £'000	2018/2019 Waste Partnership £'000		2019/2020 Sandhill View £'000	2019/2020 Street Lighting £'000	2019/2020 Waste Partnership £'000
2,095	35,386	59,026	Cost / Valuation	2,025	36,027	55,841
140	16,366	0	Accumulated Depreciation	0	17,786	0
1,955	19,020	59,026	Net Book Value	2,025	18,241	55,841

Service Concession Liabilities

The following transactions were processed during 2018/2019 and 2019/2020:

2018/2019 Sandhill View £'000	2018/2019 Street Lighting £'000	2018/2019 Waste Partnership £'000		2019/2020 Sandhill View £'000	2019/2020 Street Lighting £'000	2019/2020 Waste Partnership £'000
2,108	3,121	5,376	Provision of Services	1,526	2,627	5,567
0	398	821	Lifecycle costs	0	409	1,564
382	1,119	2,860	Repayment of Capital	587	1,259	2,169
673	1,418	1,052	Interest	636	1,323	996
251	126	297	Contingent rent	384	143	262
3,414	6,182	10,406	Total payment	3,133	5,761	10,558
(1,549)	(2,185)	(1,805)	PFI grant receivable	(1,549)	(2,185)	(1,805)
1,865	3,997	8,601	Net payment	1,584	3,576	8,753

Although the payments made to the contractor are described as unitary payments, they have been determined through competitive tendering to reflect the cost of the services and works provided, the capital expenditure incurred and interest payable whilst the capital expenditure remains to be reimbursed. The liability outstanding to be paid to the contractor for capital expenditure incurred is as follows:

Notes to the Financial Statements

2018/2019 £'000		2019/2020 £'000
78,157	Balance outstanding at the start of the year	73,796
0	Additions	0
(4,361)	Repayment of capital	(4,015)
73,796	Balance outstanding at the year end	69,781

Future Unitary Charge Payments

The unitary charge payments are subject to annual indexation in line with inflation and can be reduced if the contractor fails to meet prescribed availability and performance standards in any year, but which is otherwise fixed. Payments remaining to be made under the three PFI contracts at 31 March 2020 (excluding any estimation of inflation and availability / performance deductions) are as follows:

	Payment for Services £'000	Repayment of Liability £'000	Lifecycle costs £'000	Interest £'000	Total £'000
Payable in 2020/2021	8,754	4,563	1,514	3,299	18,130
Payable within 2 to 5 years	36,074	19,066	7,369	10,320	72,829
Payable within 6 to 10 years	36,976	21,283	10,426	5,694	74,379
Payable within 11 to 15 years	22,445	12,693	9,322	1,968	46,428
Payable within 16 to 20 years	18,073	12,176	6,771	631	37,651
Total	122,322	69,781	35,402	21,912	249,417

Significant contractual information – terms of the arrangement

- Sandhill View

Refinancing gains: should the PFI Contractor choose to refinance the contract, the Council would be entitled to a share of any savings arising of between 25% and 50% depending upon the value. The Council is required to provide consent where any proposed refinancing increases Senior Debt to more than 110% of Senior Debt shown in the Financial Model at the date of the proposed refinancing.

Market testing: every five years the contractor is required to carry out a Facilities Management (FM) benchmarking process to establish the revised price in respect of each FM service on an open book basis.

- Replacement Street Lighting and Highway Signs

Refinancing gains: should the contractor choose to refinance its debts (subject to the Council's prior written consent), the Council would be entitled receive a 50% share of any Refinancing Gain arising from a Qualifying Refinancing.

Market testing: The electricity contract is subject to market testing every two years. Market testing is the responsibility of the contractor. Following each market test, the unitary payment is adjusted to reflect the up to date electricity costs.

- Waste Management Partnership

Refinancing gains: should the contractor choose to refinance its debts (subject to the Councils' consent), the Councils would be entitled to a share of any gains of between 50%-70% depending upon the value.

Market testing: from service commencement, air pollution control residue (APCR) disposal and haulage costs are subject to market testing and benchmarking exercise every five years and the unitary charge must be adjusted accordingly.

Notes to the Financial Statements

Significant contractual information – rights to use specified assets

- Sandhill View

The Council (and the Academy) has the priority right to use the facility during the core hours as specified in the contract (up to maximum annual usage levels).

- Replacement Street Lighting and Highway Signs

The Council as the highway authority is the principal beneficiary of the services and assets.

- Waste Management Partnership

The Council has full rights to use the asset within the Contract for the treatment of residual municipal waste up to the maximum tonnage level set out within the Contract. An additional fee is payable to the contractor for the use of the Waste Transfer Station or the Education and Visitor Centre outside normal operating hours.

Significant contractual information – rights to expect provision of services

- Sandhill View

The Council has rights to expect the provision of the services in accordance with the terms and conditions of the contract for a 25-year period up to 2027.

- Replacement Street Lighting and Highway Signs

The Council has rights to expect the provision of the services in accordance with the terms and conditions of the contract for a 25-year period up to 2028.

- Waste Management Partnership

The Council has rights to expect the provision of residual waste treatment services for the duration of the contract.

Significant contractual information – rights to receive specified assets at the end of the concession period

- Sandhill View

The PFI contractor holds a head lease over the land and buildings for the duration of this agreement. The Council (and in turn the Academy) each hold an underlease over the relevant parts of the site from which they each occupy/operate.

At the end of the contract the PFI Contractor's head-lease will terminate and at this point the Academy will be granted a new head lease for the entire site for the remainder of the 125-year Academy lease term. The Council will simultaneously take an underlease back from the Academy for the office, library and crèche areas.

- Replacement Street Lighting and Highway Signs

The Council retains title in all pre-existing apparatus. Title in new, accrued and additional apparatus passes to the Council during the PFI upon acceptance under the terms set out in the contract.

- Waste Management Partnership

The Energy from Waste facility and waste transfer station is under the operational control of the contractor during the contract. The Council retains legal title to the land relating to its Waste Transfer Station and the asset will revert to the Council at the end of the contract period.

Notes to the Financial Statements

The Energy from Waste facility is constructed on land owned by the contractor. At the end of the contract there are a number of options around the asset whereby the agreement could be extended, or the asset would revert to the Councils to operate along with a lease of the underlying land.

Significant contractual information – renewal and termination options

- Sandhill View

The contract expires in September 2027. The Council has the right to terminate the contract early for contractor default (subject to the funder's step-in rights) or for convenience (i.e. no contractor default but subject to an early termination payment).

- Replacement Street Lighting and Highway Signs

The contract expires in August 2028. The Council has the right to terminate the contract early for contractor default (subject to the funder's step-in rights) or for convenience (i.e. no contractor default but subject to an early termination payment).

- Waste Management Partnership

The contract expires in April 2039. The Council can exercise an option to extend for a period of 5 years beyond the contractual expiry date. It allows the Councils to terminate the contract with 20 business days' notice or either party to terminate on the other party's default or in the event of a force majeure (for example, natural disaster). There are provisions within the contract allowing for compensation to be paid by the defaulting party to the other in the event of termination.

Note 37 – Impairment Losses

During 2019/2020, the Council recognised impairment losses totalling £10.871m (£3.303m in 2018/2019). These impairment losses related to work and purchase of assets that has not led to a corresponding increase in value. The main areas of impairment are demolition and regeneration work at sites within the city (£5.866m), stamp duty and associated property expenses (£2.018m), minor transport modernisation works (£1.124m) and works to various schools (£0.784m).

Notes to the Financial Statements

Note 38 – Termination Benefits

Over recent years the Council has implemented a range of workforce planning measures in order to address financial pressures. All related costs are reflected within the Cost of Service on the Comprehensive Income and Expenditure Statement; however, it should be noted that this also includes technical accounting adjustments required by Accounting Standards with regard to past service pension costs.

The Council terminated the contracts of a number of employees in 2019/2020, incurring liabilities of £1.206m (£2.255m in 2018/2019). The number of all exit packages with total cost per band and total cost of these packages are set out in the tables below:

2019/2020 Exit Packages:

Exit package cost band £'000	Number of agreed departures (Non-Schools)	Cost of Exit Packages in each band (Non-Schools)			Number of agreed departures (Schools)	Cost of Exit Packages in each band (Schools)			Total Cost of Exit Packages in each band		
		Employee Costs £'000	Pension Costs £'000	Total Cost £'000		Employee Costs £'000	Pension Costs £'000	Total Cost £'000	Employee Costs £'000	Pension Costs £'000	Total Cost £'000
<u>Compulsory</u>											
£0 - £20	3	19	13	32	19	83	9	92	102	22	124
£20 - £40	0	0	0	0	1	22	0	22	22	0	22
£80 - £100	1	28	53	81	0	0	0	0	28	53	81
	4	47	66	113	20	105	9	114	152	75	227
<u>Voluntary</u>											
£0 - £20	9	64	7	71	12	59	0	59	123	7	130
£20 - £40	1	21	0	21	3	66	25	91	87	25	112
£40 - £60	2	28	78	106	0	0	0	0	28	78	106
£60 - £80	1	0	79	79	0	0	0	0	0	79	79
£80 - £100	2	32	144	176	0	0	0	0	32	144	176
£100 - £150	3	75	301	376	0	0	0	0	75	301	376
	18	220	609	829	15	125	25	150	345	634	979
Total	22	267	675	942	35	230	34	264	497	709	1,206

Exit costs payable to the employee are treated as remuneration and are included in Note 29 Officers' Remuneration for those staff who have received more than £50,000.

Notes to the Financial Statements

Note 38 – Termination Benefits

2018/2019 Exit Packages:

Exit package cost band £'000	Number of agreed departures (Non-Schools)	Cost of Exit Packages in each band (Non-Schools)			Number of agreed departures (Schools)	Cost of Exit Packages in each band (Schools)			Total Cost of Exit Packages in each band		
		Employee Costs £'000	Pension Costs £'000	Total Cost £'000		Employee Costs £'000	Pension Costs £'000	Total Cost £'000	Employee Costs £'000	Pension Costs £'000	Total Cost £'000
<u>Compulsory</u>											
£0 - £20	8	93	0	93	7	28	0	28	121	0	121
£40 - £60	1	11	33	44	0	0	0	0	11	33	44
	9	104	33	137	7	28	0	28	132	33	165
<u>Voluntary</u>											
£0 - £20	17	119	14	133	12	79	28	107	198	42	240
£20 - £40	2	28	39	67	5	79	65	144	107	104	211
£40 - £60	4	163	44	207	0	0	0	0	163	44	207
£60 - £80	3	43	164	207	0	0	0	0	43	164	207
£80 - £100	4	207	161	368	0	0	0	0	207	161	368
£100 - £150	0	0	0	0	0	0	0	0	0	0	0
£150 - £200	2	42	333	375	0	0	0	0	42	333	375
£200 - £250	1	41	182	223	0	0	0	0	41	182	223
£250 - £300	1	49	210	259	0	0	0	0	49	210	259
	34	692	1,147	1,839	17	158	93	251	850	1,240	2,090
Total	43	796	1,180	1,976	24	186	93	279	982	1,273	2,255

Exit costs payable to the employee are treated as remuneration and are included in Note 29 Officers' Remuneration for those staff who have received more than £50,000.

Notes to the Financial Statements

Note 39 – Pensions Schemes Accounted for as Defined Contribution Schemes

Teachers' Pension Scheme

Teachers employed by the Council are members of the Teachers' Pension Scheme, administered by Capita Teachers' Pensions on behalf of the Department for Education (DfE). The Scheme provides teachers with specified benefits upon their retirement, and the Council contributes towards the costs by making contributions based on a percentage of members' pensionable salaries.

The scheme is a multi-employer defined benefit scheme. The scheme is unfunded, and the Department for Education uses a notional fund as the basis for calculating the employers' contribution rate paid by local authorities. Valuations of the notional fund are undertaken every four years.

The scheme has in excess of 3,700 participating employers and consequently the Council is not able to identify its share of the underlying financial position and performance of the Scheme with enough reliability for accounting purposes. For the purposes of this Statement of Accounts, it is therefore accounted for on the same basis as a defined contribution scheme. As a proportion of the total contributions into the Teacher's Pension Scheme, the Council's own contributions equated to approximately 68.6% for 2019/2020 (63.6% for 2018/2019).

In 2019/2020, the Council paid £5.730m to Teachers' Pensions in respect of teachers' retirement benefits, representing 20.5% of pensionable pay. The figures for 2018/2019 were £5.236m and 16.5%. There were no contributions remaining payable at the year end. The contributions due to be paid in the next financial year are estimated to be £6.398m.

The Council is responsible for the costs of any additional benefits awarded upon early retirement outside of the terms of the teachers' scheme. These costs are accounted for on a defined benefit basis and detailed in Note 40.

The Council is not liable to the scheme for any other entities' obligations under the plan.

NHS Staff Pension Scheme

During 2013/2014, some NHS staff transferred to the Council. These staff maintained their membership in the NHS Pension Scheme. The scheme provides these staff with specified benefits upon their retirement and the Council contributes towards the cost of these benefits by making contributions based on a percentage of members' pensionable salaries.

The scheme is an unfunded defined benefit scheme. However, the Council is not able to identify its share of the underlying financial position and performance of the scheme with enough reliability for accounting purposes. For the purposes of this Statement of Accounts, it is therefore accounted for on the same basis as a defined contribution scheme. As a proportion of the total contribution into the NHS Pension Scheme for staff employed by the Council, the Council's own contributions equated to approximately 59.3% for 2019/2020 (56.2% for 2018/2019).

In 2019/2020, the Council paid £0.104m to the NHS Pension Scheme in respect of former NHS staff retirement benefits, representing 16.9% of pensionable pay. The figures for 2018/2019 were £0.081m and 14.4%. There were no contributions remaining payable at the year end. The contributions due to be paid in the next financial year are estimated to be £0.119m.

No additional benefits have been awarded upon early retirement outside of the terms of the NHS scheme and the Council is not liable to the scheme for any other entities' obligations under the plan.

Notes to the Financial Statements

Note 40 – Defined Benefit Pension Schemes

Participation in Pension Schemes

As part of the terms and conditions of employment of its officers, the Council makes contributions towards the cost of post-employment benefits. Although these benefits will not actually be payable until employees retire, the Council has a commitment to make the payments (for those benefits) and to disclose them at the time that employees earn their future entitlement.

The Council participates in two types of post-employment schemes:

- the Local Government Pension Scheme, administered locally by South Tyneside Council – this is a funded defined benefit final salary scheme, meaning that the Council and employees pay contributions into a fund, calculated at a level intended to balance the pensions liabilities with investment assets; and
- arrangements for the award of discretionary post-retirement benefits upon early retirement – these are unfunded defined benefit arrangements, under which liabilities are recognised when awards are made. However, there are no investment assets built up to meet these pensions liabilities, and cash must be generated to meet actual pension payments as they eventually fall due. These arrangements apply to both the Local Government Pension Scheme and the Teacher's Pension Scheme.

The Tyne and Wear pension scheme is operated under the regulatory framework for the Local Government Pension Scheme and the governance of the scheme is the responsibility of the Pensions Committee of South Tyneside Council. Policy is determined in accordance with the Pension Fund Regulations.

The principal risks to the Council of the scheme are the longevity assumptions, statutory changes to the scheme, structural changes to the scheme (i.e. large-scale withdrawals from the scheme), changes to inflation, bond yields and the performance of the equity investments held by the scheme. These are mitigated to a certain extent by the statutory requirements to charge to the General Fund the amounts required by statute as described in the accounting policies note.

Discretionary Post-Retirement Benefits

Discretionary post-retirement benefits on early retirement are an unfunded defined benefit arrangement, under which liabilities are recognised when awards are made. There are no plan assets built up to meet these pension liabilities.

Transactions Relating to Post-employment Benefits

The Council recognises the cost of retirement benefits in the reported cost of services when they are earned by employees, rather than when the benefits are eventually paid as pensions. However, the charge that is required to be made against council tax is based on the cash payable in the year, so the real cost of post-employment / retirement benefits is reversed out of the General Fund via the Movement in Reserves Statement.

Following legal rulings relating to GMP payments, the accounts include an allowance for full increases on GMP pensions for individuals reaching state pension age from 5 April 2016. This assumes that HM Treasury will legislate to continue with interim arrangements which are currently in place. The additional liability relating to this, recognised in 2018/2019, amounted to £10.7m and is shown as a past service cost in the disclosures below and as an exceptional item in the Comprehensive Income and Expenditure Statement. Additional details can be found in Note 3, Critical judgements in applying accounting policies.

Legal rulings have also been made regarding age discrimination arising from public sector pension scheme transition arrangements, in particular the 'McCloud' case, which affects judges' pension schemes, and the 'Sargeant' case, which affects firefighters' pension schemes. The accounts include an allowance for estimated liabilities relating to potential remedies for age discrimination within the LGPS arrangements. The additional liability relating to this, recognised in 2018/2019, amounted

Notes to the Financial Statements

to £17.21m and is shown as a past service cost in the disclosures below and as an exceptional item in the Comprehensive Income and Expenditure Statement. Additional details can be found in Note 3, Critical judgements in applying accounting policies.

The following transactions have been made in the Comprehensive Income and Expenditure Statement and the General Fund Balance via the Movement in Reserves Statement during the year:

	Local Government Pension Scheme		Discretionary Benefit Arrangements	
	2018/2019 £m	2019/2020 £m	2018/2019 £m	2019/2020 £m
Comprehensive Income and Expenditure Statement				
Cost of Services:				
Service cost comprising:				
Current service cost	24.83	28.94	0.00	0.00
Past service costs	1.57	0.72	0.00	0.00
Past service costs relating to GMP indexation and equalisation	10.70	0.00	0.00	0.00
Past service costs relating to pension scheme transition arrangements	17.21	0.00	0.00	0.00
(Gain)/loss from settlements	(1.24)	(2.89)	0.00	0.00
Financing and Investment Income and Expenditure:				
Net interest expense	12.63	11.83	0.97	0.84
Total Post Employment Benefit Charged to the Surplus or Deficit on the Provision of Services	65.70	38.60	0.97	0.84
Other Post Employment Benefits Charged to the Comprehensive Income and Expenditure Statement:				
Remeasurement of the net defined benefit liability comprising:				
Return on plan assets (excluding the amount included in the net interest expense)	(50.03)	68.86	0.00	0.00
Actuarial (gains) and losses arising on changes in demographic assumptions	(68.16)	(28.57)	(1.60)	(0.98)
Actuarial (gains) and losses arising on changes in financial assumptions	88.47	(30.88)	0.99	(0.23)
Actuarial (gains) and losses arising from liability experience	1.92	(55.78)	0.11	(1.39)
Total Post Employment Benefits Charged to the Comprehensive Income and Expenditure	37.90	(7.77)	0.47	(1.76)
Movement in Reserves Statement				
Reversal of net charges made to the Surplus or Deficit on the Provision of Services for post employment benefits in accordance with the Code	40.27	13.07	(1.73)	(1.78)
Actual amount charged against the General Fund Balance for pensions in the year:				
Employers contributions payable to the scheme	25.43	25.53	2.70	2.62
Total Post Employment Benefit Charged to the (Surplus) or Deficit on the Provision of Services	65.70	38.60	0.97	0.84

Notes to the Financial Statements

Pensions Assets and Liabilities Recognised in the Balance Sheet

The amount included in the Balance Sheet arising from the Council's obligation in respect of its defined benefit plans is as follows:

	Local Government Pension Scheme		Discretionary Benefit Arrangements	
	31 March 2019 £m	31 March 2020 £m	31 March 2019 £m	31 March 2020 £m
Present value of the defined benefit obligation	1,697.04	1,598.11	36.22	31.84
Fair value of plan assets	1,189.30	1,123.67	0.00	0.00
Net liability arising from defined benefit obligation	(507.74)	(474.44)	(36.22)	(31.84)

Reconciliation of Present Value of the Scheme Liabilities (Defined Benefit Obligation)

	Funded Liabilities: Local Government Pension Scheme		Unfunded Liabilities: Discretionary Benefit Arrangements	
	2018/2019 £m	2019/2020 £m	2018/2019 £m	2019/2020 £m
Opening balance at 1 April	1,623.22	1,697.04	38.45	36.22
Current service cost	24.83	28.94	0.00	0.00
Interest cost	41.61	40.04	0.97	0.84
Contributions from scheme participants	4.80	4.91	0.00	0.00
Remeasurement (gains) and losses:				
Actuarial (gains)/losses arising from changes in demographic assumptions	(68.16)	(28.57)	(1.60)	(0.98)
Actuarial (gains)/losses arising from changes in financial assumptions	88.47	(30.88)	0.99	(0.23)
Actuarial (gains)/losses arising from liability experience	1.92	(55.78)	0.11	(1.39)
Net increase in liabilities arising from disposals	(3.07)	(8.48)	0.00	0.00
Past service costs (including curtailments)	29.48	0.72	0.00	0.00
Benefits paid	(46.06)	(49.83)	(2.70)	(2.62)
Closing balance at 31 March	1,697.04	1,598.11	36.22	31.84

Reconciliation of the Movements in the Fair Value of Scheme (Plan) Assets

	Local Government Pension Scheme		Discretionary Benefit Arrangements	
	2018/2019 £m	2019/2020 £m	2018/2019 £m	2019/2020 £m
Opening fair value of scheme assets	1,127.95	1,189.30	0.00	0.00
Interest income	28.98	28.21	0.00	0.00
Remeasurement gain/(loss):				
The return on plan assets, excluding the amount included in the net interest expense	50.03	(68.86)	0.00	0.00
Net increase in liabilities arising from disposals	(1.83)	(5.59)	0.00	0.00
Contributions from employer	25.43	25.53	2.70	2.62
Contributions from employees into the scheme	4.80	4.91	0.00	0.00
Benefits paid	(46.06)	(49.83)	(2.70)	(2.62)
Closing balance at 31 March	1,189.30	1,123.67	0.00	0.00

Notes to the Financial Statements

Local Government Pension Scheme assets comprised:

	Fair value of scheme assets					
	2018/2019			2019/2020		
	Quoted %	Unquoted %	Total %	Quoted %	Unquoted %	Total %
Equities	58	7.0	65.0	48.0	6.8	54.8
Property	0.0	8.8	8.8	0.0	9.0	9.0
Government Bonds	4.1	0.0	4.1	4.1	0.0	4.1
Corporate Bonds	11.7	0.0	11.7	15.3	0.0	15.3
Cash	2.7	0.0	2.7	2.3	0.0	2.3
Other	3.5	4.2	7.7	8.5	6.0	14.5
Total assets	80.0	20.0	100.0	78.2	21.8	100.0

Basis for Estimating Assets and Liabilities

Liabilities have been assessed on an actuarial basis using the projected unit credit method, an estimate of the pensions that will be payable in future years dependent on assumptions about mortality rates, salary levels, etc.

Both the Local Government Pension Scheme and discretionary benefit liabilities have been assessed by Aon Hewitt Limited, an independent firm of actuaries. Estimates for the Council fund have been based on the latest full valuation of the scheme as at 31 March 2019.

The significant assumptions used by the actuary have been:

	Local Government Pension Scheme		Discretionary Benefits	
	2018/2019	2019/2020	2018/2019	2019/2020
Mortality assumptions:				
Longevity at 65 for current pensioners				
Men	22.2 years	21.8 years	22.2 years	21.8 years
Women	25.3 years	25.0 years	25.3 years	25.0 years
Longevity at 65 for future pensioners				
Men	23.9 years	23.5 years	n/a	n/a
Women	27.2 years	26.8 years	n/a	n/a
CPI	2.2%	2.0%	2.2%	2.0%
Rate of increase in salaries	3.7%	3.5%	n/a	n/a
Pension account revaluation rate	2.2%	2.0%	n/a	n/a
Rate of increase in pensions	2.2%	2.0%	2.2%	2.0%
Rate for discounting scheme liabilities	2.4%	2.3%	2.4%	2.3%
Long-term expected rate of return on assets in the scheme	2.4%	2.3%	2.4%	2.3%

Under IAS19 the long-term expected rate of return on assets is assumed to be the same as the discount rate.

The estimation of the defined benefit obligations is sensitive to the actuarial assumptions set out in the table above. The sensitivity analyses below have been determined based on reasonably possible changes to the assumptions occurring at the end of the reporting period and assumes for each change that the assumption analysed changes while all the other assumptions remain constant. In practice, this is unlikely to occur, and changes in some of the assumptions may be interrelated. The estimations in the sensitivity analyses have followed the accounting policies for the scheme, i.e. on an actuarial basis using the projected unit credit method. The methods and types of assumptions used in preparing the sensitivity analyses below did not change from those used in the previous period.

Notes to the Financial Statements

	Impact on the Defined Benefit Obligation in the Scheme	
	Increase in Assumption £m	Decrease in Assumption £m
Longevity (increase or decrease in 1 year)	51.14	51.14
Rate of increase in salaries (increase or decrease by 0.1%)	3.20	3.20
Rate of increase in pensions (increase or decrease by 0.1%)	28.77	27.17
Rate for discounting scheme liabilities (increase or decrease by 0.1%)	30.36	31.96

Impact on the Council's Cash Flows

The Council anticipates making £15.56m of contributions to the scheme in 2020/2021.

The weighted average duration of the defined benefit obligation for scheme members is 19.4 years in 2019/2020 (18.7 years in 2018/2019).

Note 41 – Contingent Liabilities

The Environment Agency previously confirmed that they regarded the Council as one of a number of named organisations that are potential contributors to the costs of remediation of contaminated land at Halliwell Banks in Sunderland. The basis for including the Council in the list of “Appropriate Persons” was the fact that, historically, disposal of domestic waste on the site had been undertaken by two of its predecessor authorities, namely Sunderland Rural District Council and Sunderland County Borough, with the Council being held liable for the activities of its predecessors. The cost of the remediation works, which could be significant depending upon the level of remediation required, and the respective parties’ share of such costs has not, to date, been capable of being accurately quantified. Considering recent case law, the Council’s position is that it should no longer be regarded as being liable in law for the waste disposal activities of Sunderland RDC and Sunderland County Borough. Discussions are ongoing with the Environment Agency in this regard.

The Council has identified that there could be a small number of families with potential historical claims for financial redress in respect of periods when they were responsible for the care of children, but not through a formal care package. The Council is actively working to resolve this matter, but the number and cost of claims cannot be quantified currently. Efforts are ongoing to conclude this matter as soon as possible.

Note 42 – Contingent Assets

Section 106 Agreements

Under Section 106 of the Town and Country Planning Act 1990, developers make financial contributions to the Council relating to affordable housing, public open spaces including allotments and locally equipped play parks, educational facilities, highways and public transport improvements, sports and recreational facilities and environmental improvements.

The Council has several large agreements in place with probable future contributions of £9.968m as well as numerous smaller agreements with various developers, however the timing of contributions is uncertain as these are only payable to the Council when certain trigger points are met at the respective developments.

Notes to the Financial Statements

Note 43 - Nature and Extent of Risk Arising from Financial Instruments

The Council's activities expose it to a variety of financial risks, including:

- credit risk - the possibility that other parties might fail to pay amounts due to the Council;
- liquidity risk - the possibility that the Council might not have funds available to meet its commitments to make payments;
- refinancing risk – the possibility that the Council might be requiring to renew a financial instrument or maturity at disadvantageous interest rates or terms; and
- market risk - the possibility that financial loss might arise for the Council as a result of changes in such measures as interest rates or stock market movements.

The Council's overall risk management programme focuses on the unpredictability of financial markets and seeks to minimise potential adverse effects on the resources available to fund services. Risk management is carried out by a central treasury team, under policies approved by the Council in the annual treasury management strategy. The Council has fully adopted CIPFA's Code of Treasury Management Practices and has written principles for overall risk management, as well as written policies covering specific areas, such as interest rate risk, credit risk and the investment of surplus cash.

Credit Risk

Credit risk arises from deposits with banks and financial institutions, as well as credit exposures to the Council's customers.

Credit Risk Management Practices

The Council has considered its financial assets to determine whether their credit risk has increased significantly since initial recognition.

These have been grouped into two categories:

- investments with financial institutions, which have been considered collectively; and
- loans - which have been considered individually.

The credit risk is minimised through the Annual Investment Strategy which is available on the Council's website at: [Annual Investment Strategy](#).

Deposits are not made with financial institutions unless they meet identified minimum credit criteria, as laid down by Fitch, Moody's and Standard & Poor's Credit Ratings Services. The Annual Investment Strategy also imposes a maximum sum to be invested and time limits with a financial institution located within each category.

It is the Council's policy to only place deposits with a limited number of high-quality banks, building societies and money market funds that are on the Council's Approved Lending List. The counterparty criteria and associated investment limits are set out in the table below, taking account of the credit ratings issued by all three credit rating agencies:

Notes to the Financial Statements

Fitch / S&P's Long Term Rating	Fitch Short Term Rating	S&P's Short Term Rating	Moody's Long Term Rating	Moody's Short Term Rating	Maximum Deposit £m	Maximum Duration
AAA	F1+	A1+	Aaa	P-1	120	2 Years
AA+	F1+	A1+	Aa1	P-1	100	2 Years
AA	F1+	A1+	Aa2	P-1	80	2 Years
AA-	F1+ / F1	A1+ / A-1	Aa3	P-1	75	2 Years
A+	F1	A-1	A1	P-1	70	364 days
A	F1 / F2	A-1 / A-2	A2	P-1 / P-2	65	364 days
A-	F1 / F2	A-2	A3	P-1 / P-2	50	364 days
Local Authorities (limit for each local authority)					30	2 years
UK Government (including debt management office, gilts and treasury bills)					250	2 years
Money Market Funds Maximum amount to be invested in Money Market Funds is £120m with a maximum of £50m in any one fund					120	Liquid Deposits
Local Authority controlled companies Duration limited to 20 years in accordance with Capital Regulations					40	20 years

In addition to the criteria identified above limits are also placed on the country in which the institution is resident, the sector of the institution and if companies are members of a group of companies then a limit is placed on the group. Full details of these limits can be found in the Council's Treasury Management Policy and Strategy.

Customers for goods and services are assessed, considering their financial position, past experience and other factors, with individual credit limits being set in accordance with internal ratings in accordance with parameters set by the Council.

The Council's maximum exposure to credit risk in relation to its investments in banks and building societies of £213.1m cannot be assessed generally as the risk of any institution failing to make interest payments or repay the principal sum will be specific to each individual institution. Recent experience has shown that it is rare for such entities to be unable to meet their commitments. A risk of irrecoverability applies to all the Council's deposits, but there was no evidence at 31 March 2020 that a default was likely to crystallise.

No credit limits were exceeded during the reporting period and the Council does not expect any loss from non-performance by any of its counterparties in relation to deposits and bonds.

The Council does not generally allow credit for customers, such that £18.608m is beyond its due date for payment. The past due amount can be analysed by age as follows:

31 March 2019 £'000		31 March 2020 £'000
13,611	Less than 3 months	17,607
184	Three to 6 months	526
303	Six months to one year	165
317	More than one year	310
14,415		18,608

Notes to the Financial Statements

The Council recognises the need to impair any debt assessed as overdue on a scaled approach, based on past experience and current market conditions. In addition, the Council provides an additional impairment allowance for all debt raised but not yet due.

The impairment relating to customers in 2019/2020 was £1.388m (£1.048m in 2018/2019).

In addition, the Council has also impaired the non-contractual debt which it holds relating to Housing Benefits, Council Tax and Business Rates. The Council's overall impairment of doubtful debt is shown below:

	Amount at 31 March 2020 £'000	Historical Experience of default %	Historical Experience adjusted for market conditions at 31 March 2020 %	Estimated maximum exposure to default and uncollectability at 31 March 2020 £'000	Estimated maximum exposure to default and uncollectability at 31 March 2019 £'000
Customers	18,608	5.54	1.92	1,388	1,048
Housing Benefits	8,418	81.27	0.00	6,841	6,957
Council Tax	15,313	26.83	7.93	5,323	4,147
Business Rates	2,646	73.89	0.00	1,955	1,862
Financial Assets	44,985	30.98	3.49	15,507	14,014

Loans

Loans are generally issued to organisations that the Council has an interest in such as subsidiaries, joint ventures or other public sector and community related organisations. Each of the bodies to which loans have been issued have been considered to assess their ongoing financial stability and viability. Consideration has been given to whether there has been any late payment against contractual cashflows as well as looking at the current financial position of each organisation. The potential economic impact of the Covid-19 epidemic has also been considered. An assessment of the likelihood of default within the next twelve months has subsequently been determined for each loan.

Amounts Arising from Expected Credit Losses

Except for the loans detailed below, the Council's financial assets have all been assessed as Stage 1 at both 31 March 2019 and 31 March 2020 which means there has been no significant increase in their credit risk. No expected credit loss has been recognised for these assets.

At 31 March 2019, one community loan with an amortised cost gross value of £0.050m was assessed at Stage 2 and a lifetime expected credit loss of £0.025m was recognised in the 2018/2019 accounts. No further credit loss adjustments have been required to this loan at 31 March 2020.

Due to the potential impact of the Covid-19 pandemic a number of existing community loans with an amortised cost gross value at 31 March 2020 of £0.205m have been assessed as Stage 2 as at 31 March 2020 reflecting that their credit risk had significantly increased since 31 March 2019. Lifetime expected credit losses of £0.005m have therefore been recognised in respect of these loans.

Due to major curtailments in Newcastle Airport's operations as a result of the Covid-19 pandemic, the Council has reviewed several observable factors regarding the robustness of the Airport's operations going forward and this has resulted in recognition of a lifetime expected credit loss of £0.183m at 31 March 2020 (nil at 31 March 2019) on commercial loan notes issued to the Airport with an amortised gross value of £14.575m at 31 March 2020.

Notes to the Financial Statements

Loss allowances made for all financial investments are as follows:

	12 month expected credit loss £'000	Lifetime expected credit loss - not credit impaired £'000	Total £'000
Balance at 1 April 2018	0	0	0
Community related loans transferred to lifetime expected credit losses	0	(25)	(25)
Increase 2018/2019	0	(25)	(25)
Balance at 31 March 2019	0	(25)	(25)
Community related loans transferred to lifetime expected credit losses	0	(5)	(5)
Commercial Loan Notes transferred to lifetime expected credit losses	0	(183)	(183)
Increase 2019/2020	0	(188)	(188)
Balance at 31 March 2020	0	(213)	(213)

During the year, the Council wrote off financial assets with a contractual amount outstanding of £0.188m (£0.025m in 2018/2019) which are still subject to enforcement activity.

Liquidity Risk

The Council manages its liquidity position through the setting and approval of prudential indicators and the approval of the treasury and investment strategy reports, as well as through a comprehensive cash flow management system, as required by the CIPFA Treasury Management Code of Practice. This seeks to ensure that cash is available when needed. If unexpected movements happen the Council has ready access to a facility to borrow from the Public Works Loan Board and from money markets. As a result, there is no significant risk that the Council will be unable to raise finance to meet its commitments under financial instruments.

The Council has safeguards in place to ensure that a significant proportion of its borrowing does not mature for repayment at any one time in the future to reduce the financial impact of re-borrowing at a time of unfavourable interest rates. The maturity analysis of financial liabilities borrowing is as follows:

31 March 2019 £'000	Loans Outstanding	31 March 2020 £'000
37,237	Less than 1 year	36,582
6,150	Maturing in 1-2 years	7,446
15,388	Maturing in 2-5 years	9,736
5,087	Maturing in 5-10 years	15,043
10,010	Maturing in 10-20 years	6
15,000	Maturing in 20-30 years	15,000
64,500	Maturing in 30-40 years	64,500
225,163	Maturing in 40-50 years	275,154
378,535	Total	423,467

All trade and other payables are due to be paid in less than one year.

Notes to the Financial Statements

Refinancing and Maturity risk

The Council maintains a significant debt and investment portfolio. Whilst the cash flow procedures above are considered against the refinancing risk procedures, longer-term risk to the Council relates to managing the exposure to replacing financial instruments as they mature. This risk relates to both the maturing of longer-term financial liabilities and longer-term financial assets.

The approved treasury indicator limits for the maturity structure of debt and the limits placed on investments placed for greater than one year in duration are the key parameters used to address this risk. The Council's approved treasury and investment strategies address the main risks and the central treasury team address the operational risks within the approved parameters. This includes:

- monitoring the maturity profile of financial liabilities and amending the profile through either new borrowing or the rescheduling of the existing debt; and
- monitoring the maturity profile of investments to ensure enough liquidity is available for the Council's day to day cash flow needs, and the spread of longer-term investments provide stability of maturities and returns in relation to the longer-term cash flow needs.

Market Risk

Interest rate risk

The Council is exposed to risk in terms of its exposure to interest rate movements on its borrowings and investments. Movements in interest rates have a complex impact on the Council, depending on how variable and fixed interest rates move across differing financial instrument periods. For instance, a rise in variable and fixed interest rates would have the following effects:

- borrowings at variable rates – the interest expense charged to the Comprehensive Income and Expenditure Statement will rise;
- borrowings at fixed rates – the fair value of the borrowing will fall;
- investments at variable rates – the interest income credited to the Comprehensive Income and Expenditure Statement will rise; and
- investments at fixed rates – the fair value of the assets will fall.

Borrowings are not carried at fair value on the balance sheet, so nominal gains and losses on fixed rate borrowings would not impact on the Surplus or Deficit on the Provision of Services or Other Comprehensive Income and Expenditure. However, changes in interest payable and receivable on variable rate borrowings and investments will be posted to the Surplus or Deficit on the Provision of Services and affect the General Fund Balance. Movements in the fair value of fixed rate investments that have a quoted market price will be reflected in the Other Comprehensive Income and Expenditure Statement.

The Council has a number of strategies for managing interest rate risk. The Annual Treasury Management Strategy draws together the Council's prudential and treasury indicators and its expected treasury operations, including an expectation of interest rate movements. From this Strategy a treasury indicator is set which provides maximum limits for fixed and variable interest rate exposure. The central treasury team monitor market and forecast interest rates within the year to adjust exposures appropriately. For instance, during periods of falling interest rates, and where economic circumstances make it favourable, fixed rate investments may be taken for longer periods to secure better long-term returns, similarly the drawing of longer-term fixed rates borrowing would be postponed.

According to this assessment strategy, at 31 March 2020, if all interest rates had been 1% higher (with all other variables held constant) the financial effect would be:

Notes to the Financial Statements

31 March 2019 £'000		31 March 2020 £'000
(376)	Increase in interest payable on variable rate borrowings	(471)
1,592	Increase in interest received on variable rate borrowings	2,029
1,216	Impact on Surplus or Deficit on the Provision of Services	1,558
0	Decrease in fair value of fixed rate investment assets	0
0	Impact on Other Comprehensive Income and Expenditure	0
84,758	Decrease in fair value of fixed rate borrowing liabilities (no impact on the Surplus or Deficit on the Provision of Services or Other Comprehensive Income and Expenditure)	88,807

The approximate impact of a 1% fall in interest rates would be as above but with the movements being reversed.

Price Risk

The Council does not generally invest in equity shares but does have shareholdings to the value of £11.058m (£16.553m in 2018/2019) in Newcastle Airport which is not listed on the stock exchange, a £12.350m (£12.350m in 2018/2019) equity share in its subsidiary, Siglion, and a £0.500m (£0.500m in 2018/2019) equity share in its Leisure Joint Venture, Sunderland Lifestyle Partnership.

Whilst these holdings are generally illiquid and are not anticipated to be sold the Council is consequently exposed to losses arising from movements in the prices of the shares.

As the shareholdings have arisen in the acquisition of specific interests, the Council is not able to limit its exposure to price movements by diversifying its portfolio. Instead it generally only acquires shareholdings in return for 'open book' arrangements with the company concerned so that the Council can monitor factors that might cause a fall in the value of specific shareholdings.

The fair value for Newcastle Airport has been assessed at 31 March 2020 based on a combination of the discounted cash flow of income method together with the guideline public company method of the market approach to valuations. An adjustment, based on historic and forecast EBIDTA values, has subsequently been made to reflect the likely impact of the Covid-19 pandemic on the fair value.

The investment in the Airport has been elected as 'fair value through other comprehensive income', meaning that all movements in price will impact on gains and losses recognised in the Financial Instruments Revaluation Reserve.

The equity shares in Siglion LLP are carried at cost in the Council's accounts. Siglion's financial statements at 31 March 2020 show the value of Siglion's assets as exceeding the value of the investment held within the Council's Balance Sheet.

The Council's equity share in Sunderland Lifestyle Partnership has been carried at cost. Any gain or loss would not be material to the Council's financial position.

The Council also holds a small number of various gilts and unit trusts with a value at cost of £0.117m (£0.168m in 2018/2019) which are classified as 'financial assets at fair value through profit and loss', meaning that all movements in price impact on the gains and losses recognised in Other Comprehensive Income and Expenditure.

Foreign Exchange Risk

The Council has no financial assets or liabilities denominated in foreign currencies and thus has no exposure to loss arising from movements in exchange rates.

Notes to the Financial Statements

Note 44 – Prior Period Adjustments

In accordance with the Council's accounting policies, a number of disclosures relating to 2018/2019 have been restated.

The Council amended its management reporting structure in May 2019. A number of Portfolios were affected by this restructure. Comparative data for 2018/2019 has been restated.

The table below shows the impact of the changes between Portfolios as presented in the Comprehensive Income and Expenditure Statement.

	2018/2019		
	As per 2018/2019 accounts £'000	Portfolio changes £'000	Restated position £'000
Leader	4,101	(161)	3,940
Deputy Leader	4,867	5,217	10,084
Cabinet Secretary	26,800	(4,332)	22,468
Children, Learning and Skills	71,641	122	71,763
Community and Culture	14,838	(14)	14,824
Environment and Transport	43,634	(710)	42,924
Health and Social Care	53,818	(122)	53,696
Housing and Regeneration	4,227	0	4,227
IAS19 GMP equalisation	10,700	0	10,700
IAS19 pension scheme transition arrangements (McCloud)	17,210	0	17,210
Equal pay settlement / provision	457	0	457
Cost of Services	252,293	0	252,293

Collection Fund Statement

Collection Fund Statement for Year Ended 31 March 2020

2018/2029				2019/2020		
Council Tax £'000	Business Rates £'000	Total £'000		Council Tax £'000	Business Rates £'000	Total £'000
(109,284)	0	(109,284)	Income	(116,255)	0	(116,255)
0	(93,108)	(93,108)	Council Tax Payers	0	(93,475)	(93,475)
(109,284)	(93,108)	(202,392)	Business Ratepayers	(116,255)	(93,475)	(209,730)
			Expenditure			
			Apportionment of Previous Years' Surplus			
1,845	0	1,845	Sunderland City Council	353	0	353
111	0	111	Tyne and Wear Fire and Rescue Authority	21	0	21
140	0	140	Police and Crime Commissioner for Northumbria	29	0	29
2,096	0	2,096		403	0	403
95,201	42,254	137,455	Precepts, Demands and Shares:	99,562	43,308	142,870
5,595	862	6,457	Sunderland City Council	5,795	884	6,679
7,722	0	7,722	Tyne and Wear Fire and Rescue Authority	9,455	0	9,455
0	2,337	2,337	Police and Crime Commissioner for Northumbria	0	1,296	1,296
0	43,116	43,116	Central Government - Transitional Protection Payable	0	44,191	44,191
108,518	88,569	197,087	Central Government - Share	114,812	89,679	204,491
0	750	750	Charges to Collection Fund:	0	755	755
0	340	340	Disregarded Amounts - Enterprize Zones	0	335	335
339	1,650	1,989	Cost of Collection - Business Rates	248	1,189	1,437
27	(836)	(809)	Write Offs	1,428	189	1,617
0	176	176	Impairment of Debtors Allowance	0	2,471	2,471
366	2,080	2,446	Provision for Business Rate Appeals	1,676	4,939	6,615
1,696	(2,459)	(763)		636	1,143	1,779
(2,185)	(1,476)	(3,661)	Deficit / (Surplus) for the Year	(489)	(3,935)	(4,424)
(489)	(3,935)	(4,424)	Balance brought forward as at 1 April	147	(2,792)	(2,645)
			Fund Balance Carried Forward as at 31 March			
(429)	(1,928)	(2,357)	Fund allocated to	127	(1,368)	(1,241)
(25)	(39)	(64)	Sunderland City Council	8	(28)	(20)
(35)	0	(35)	Tyne and Wear Fire and Rescue Authority	12	0	12
0	(1,968)	(1,968)	Police and Crime Commissioner for Northumbria	0	(1,396)	(1,396)
(489)	(3,935)	(4,424)	Central Government	147	(2,792)	(2,645)

Notes to the Collection Fund Statement

The Council has a statutory requirement to operate a Collection Fund as a separate account to the General Fund. The purpose of the Collection Fund, therefore, is to isolate the income and expenditure relating to council tax and business rates. The administrative costs associated with the collection process are charged to the General Fund.

Collection Fund surpluses declared by the billing authority in relation to council tax are apportioned to the relevant precepting bodies in the subsequent financial year. Deficits likewise are proportionately charged to the relevant precepting bodies in the following year. For Sunderland, the Council Tax Precepting Bodies are the Police and Crime Commissioner for Northumbria and the Tyne and Wear Fire and Rescue Authority.

Business rates surpluses declared by the billing authority in relation to the Collection Fund are apportioned to the relevant bodies in the subsequent financial year in their respective proportions. Deficits likewise are proportionately charged to the relevant bodies in the following year.

Note 1 – Income from Council Tax

Council Tax income derives from charges raised according to the value of residential properties, which have been classified into nine valuation bands. Individual charges are calculated by estimating the amount of income required to be taken from the Collection Fund by the Council and dividing this by the council tax base.

The basic amount of council tax for a Band D property, inclusive of major preceptors, was £1,630.34 for 2019/2020 (£1,549.70 for 2018/2019), is multiplied by the proportion specified for the particular band to give an individual amount due.

The Council Tax Base for 2019/2020 was 70,389 (69,991 in 2018/2019). It was approved by Cabinet on 16 January 2019 and was calculated as follows:

Band	Chargeable Dwellings	Proportion of Band D Tax	Equivalent Band D Dwellings
(A)	183	5/9	102
A	77,781	6/9	51,854
B	18,190	7/9	14,148
C	16,650	8/9	14,800
D	8,745	1	8,745
E	3,193	11/9	3,903
F	1,064	13/9	1,537
G	633	15/9	1,055
H	19	18/9	38
Net effect of Premiums and Discounts			(24,721)
Total			71,461
Anticipated Collection Rate			98.5%
Tax Base for the Calculation of Council Tax			70,389

Note 2 – Income from Business Ratepayers

The Council collects business rates for its area based on local rateable values provided by the Valuation Office Agency (VOA) multiplied by a uniform business rate set nationally by Central Government.

For 2019/2020, the total business rates rateable value at the year-end is £232.787m (£231.013m in 2018/2019). The national multipliers for 2019/2020 were 49.1p (48.0p for 2018/2019) for qualifying

Notes to the Collection Fund Statement

small businesses, and the standard multiplier was 50.4p (49.3p for 2018/2019) for all other businesses.

Note 3 – Council Tax/Business Rates Impairment of Debtors Allowance

The Collection Fund provides for bad debts on arrears based on prior years' experience, and a formulaic approach to outstanding debt levels.

Once all actions to recover outstanding debt have been exhausted, the Council will write off uncollectable debt in accordance with proper accounting practice. Most of these sums relate to bankruptcy, death and where all actions have failed to collect the debt over a period of years. It should be noted that the amounts written off were already included in the accounts as a provision for bad debts and as such have already been accounted for in a previous period.

In respect of Council Tax, as at 31 March 2020, the provision for bad debt was estimated at £6.139m (£4.711m at 31 March 2019).

In respect of Business Rates, as at 31 March 2020, the provision for bad debt was estimated at £3.989m (£3.800m at 31 March 2019).

The bad debt provision is allocated to the relevant preceptors, in proportion to their share.

Note 4 – Business Rate Provision for Valuation Appeals

The Collection Fund also provides for provision for appeals against the rateable valuation set by the VOA not settled as at 31 March 2020.

As at 31 March 2020, the provision for appeals was estimated at £17.214m (£14.743m at 31 March 2019). The appeals provision is allocated to the relevant preceptors, in proportion to their share.

Group Financial Statements - Narrative Statement

The Council's standard financial statements consider the Council only as a single entity. However, the Council delivers some of its activities through several wholly owned subsidiaries and joint ventures, thus the full extent of the Council's economic activity and financial position is not reflected in the Council's single entity accounts. Group accounts are therefore produced to present the full picture. The group accounts consolidate the results and balances of the Council with those organisations considered to be part of the group:

- Subsidiaries
 - Sunderland Care and Support (Holding Company) Ltd;
 - Together for Children Sunderland Ltd;
 - Sunderland Homes Ltd;
 - Siglion LLP; and
 - Siglion Holdings Ltd.
- Joint Ventures
 - Sunderland Lifestyle Partnership Ltd; and
 - IAMP LLP.

Further detail on the relationship between the Council and these organisations is presented in Note 33, Related Parties, of the Council's single entity accounts.

Preparation of Group Accounts

The group accounts have been prepared in accordance with the 'Code of Practice on Local Authority Accounting in the United Kingdom 2019/2020' (based on International Financial Reporting Standards (IFRS)) known more commonly as the Code. The Code constitutes 'proper accounting practice' under the terms of the Local Government Act 2003 and The Accounts and Audit Regulations 2015.

In preparing the group accounts all statutory main group statements have been incorporated, along with specific notes where transactions and balances are materially different from those within the Council's accounts.

The financial statements required under the Code are detailed below:

1. Movement in Reserves Statement (MiRS)

This statement shows the movement in the year on the different reserves held by the group, analysed into 'usable reserves' (i.e. those that can be applied to fund expenditure or reduce local taxation) and other unusable reserves.

2. Comprehensive Income and Expenditure Statement

This reports the net cost for the year of all group functions and demonstrates how that cost has been met from general government grants and income from local taxpayers.

3. Balance Sheet

The Balance Sheet shows the value at the Balance Sheet date of the assets and liabilities recognised by the group. The net assets of the group (assets less liabilities) are matched by reserves held by the group.

4. Cash Flow Statement

The Cash Flow Statement shows the changes in cash and cash equivalents of the group during the reporting period.

5. Notes to the Accounts

Group Financial Statements - Movement in Reserves Statement

This statement shows the movement from the start of the year to the end of the year on the different reserves held by the Group, analysed into 'usable reserves' (i.e. those that can be applied to fund expenditure or reduce local taxation) and 'unusable reserves'.

The Statement shows how the movement in year of the Group's reserves are broken down between gains and losses incurred in accordance with generally accepted accounting practice, and the statutory adjustments required to return to the amounts chargeable to council tax for the year.

The Increase / Decrease line shows the statutory General Fund Balance movement in the year following those adjustments. The table below shows the details for both 2018/2019 and 2019/2020.

	Council						Council's share of Subsidiaries and Joint Venture Reserves	Total Group Reserves
	General Fund Balance	Earmarked General Fund Reserves	Capital Receipts Reserve	Capital Grants Unapplied	Total Usable Reserves	Unusable Reserves		
	£'000	£'000	£'000	£'000	£'000	£'000	£'000	£'000
Balance at 31 March 2018	18,574	128,545	6,963	4,997	159,079	56,396	(12,531)	202,944
Movement in reserves during 2018/2019:								
Total Comprehensive Income and Expenditure	(68,336)	0	0	0	(68,336)	52,169	15,622	(545)
Adjustments between accounting basis & funding basis under regulations	63,238	0	(436)	477	63,279	(63,279)	0	0
Transfers to / (from) Earmarked Reserves	6,282	(6,282)	0	0	0	0	0	0
(Increase) / Decrease in 2018/2019	1,184	(6,282)	(436)	477	(5,057)	(11,110)	15,622	(545)
Balance at 31 March 2019	19,758	122,263	6,527	5,474	154,022	45,286	3,091	202,399
Movement in reserves during 2019/2020:								
Total Comprehensive Income and Expenditure	(15,295)	0	0	0	(15,295)	70,456	(12,491)	42,670
Adjustments between accounting basis & funding basis under regulations	27,905	0	2,535	(482)	29,958	(29,958)	0	0
Transfers to / (from) Earmarked Reserves	(12,386)	12,386	0	0	0	0	0	0
Adjustment between group accounts and Council's single entity accounts	0	0	0	0	0	0	(1,761)	(1,761)
(Increase) / Decrease in 2019/2020	224	12,386	2,535	(482)	14,663	40,498	(14,252)	40,909
Balance at 31 March 2020	19,982	134,649	9,062	4,992	168,685	85,784	(11,161)	243,308

Group Financial Statements - Comprehensive Income and Expenditure Statement

This statement shows the accounting costs in the year of providing services in accordance with generally accepted accounting practice, rather than the amount to be funded from taxation. Councils raise taxation to cover expenditure in accordance with statutory requirements, but this may be different from the accounting cost. The taxation position is shown in the Movement in Reserves Statement.

The statement is presented in line with the Council's Portfolio responsibilities in place between May 2019 and May 2020. 2018/2019 has been restated. The roles and responsibilities of each Portfolio are detailed in the Council's Constitution. Subsequent Portfolio responsibility amendments have been made to the Constitution in May 2020, but other than name changes, these only amounted to the Environment and Transport portfolio being subsumed within Deputy Leader responsibilities.

2018/2019 (restated)				2019/2020		
Gross Expenditure £'000	Gross Income £'000	Net Expenditure £'000		Gross Expenditure £'000	Gross Income £'000	Net Expenditure £'000
4,431	(492)	3,939	Leader	4,661	(632)	4,029
13,677	(3,593)	10,084	Deputy Leader	10,759	(2,949)	7,810
150,808	(124,239)	26,569	Cabinet Secretary	140,358	(112,837)	27,521
199,288	(125,002)	74,286	Children, Learning and Skills	196,231	(118,574)	77,657
17,729	(2,907)	14,822	Community and Culture	14,404	(1,454)	12,950
65,849	(22,464)	43,385	Environment and Transport	76,854	(24,263)	52,591
144,395	(88,806)	55,589	Health and Social Care	151,757	(95,730)	56,027
10,658	(8,044)	2,614	Housing and Regeneration	45,252	(18,455)	26,797
10,700	0	10,700	IAS19 GMP equalisation	0	0	0
17,210	0	17,210	IAS19 pension scheme transition arrangements (McCloud)	0	0	0
457	0	457	Equal pay settlement/provision	(6,415)	0	(6,415)
635,202	(375,547)	259,655	Cost of Services	633,861	(374,894)	258,967
30,643	0	30,643	Other operating expenditure	17,652	0	17,652
35,726	(4,497)	31,229	Financing and investment income and expenditure	43,551	(4,980)	38,571
0	(244,684)	(244,684)	Taxation and non-specific grant income and expenditure	0	(296,051)	(296,051)
701,571	(624,728)	76,843	(Surplus) or Deficit on Provision of Services	695,064	(675,925)	19,139
0	(781)	(781)	Joint ventures accounted for on an equity basis	0	657	657
0	654	654	Tax expenses of subsidiaries	0	(2,173)	(2,173)
701,571	(624,855)	76,716	Group (Surplus) / Deficit	695,064	(677,441)	17,623
		(43,467)	(Surplus) or deficit on revaluation of non current assets			(27,549)
		(153)	(Surplus) or deficit from investments in equity instruments designated at fair value through comprehensive income			5,495
		(32,551)	Re-measurements of the defined benefit liability			(38,239)
		(76,171)	Other Comprehensive Income and Expenditure			(60,293)
		545	Total Comprehensive Income and Expenditure			(42,670)

Group Financial Statements - Balance Sheet

The Balance Sheet shows the value at 31 March of the assets and liabilities recognised by the group. The net assets of the group (assets less liabilities) are matched by the reserves held by the group. Reserves are reported in two categories.

The first category of reserves are usable reserves, i.e. those reserves that the group may use to provide services, subject to the need to maintain a prudential level of reserves and any statutory limitations on their use (for example the Capital Receipts Reserve that may only be used to fund capital expenditure or repay debt).

The second category of reserves, unusable reserves, is those that the group is not able to use to provide services. This category of reserves includes reserves that hold unrealised gains and losses (for example the Revaluation Reserve), where amounts would only become available to provide services if the assets are sold; and reserves that hold timing differences shown in the Movement in Reserves Statement line 'Adjustments between accounting basis and funding basis under regulations'.

31st March 2019 £'000		Notes	31st March 2020 £'000
980,677	Property, Plant and Equipment	3	1,041,486
12,192	Heritage Assets		12,192
46,723	Investment Property / Land		34,511
2,819	Intangible Assets		3,354
16,721	Long Term Investments		11,175
1,266	Investments in Joint Ventures		609
42,897	Long Term Debtors		43,196
1,103,295	Long Term Assets		1,146,523
90,625	Short Term Investments		150,802
1,709	Inventories		1,403
56,869	Short Term Debtors		64,266
439	Assets Held for Sale		394
97,784	Cash and Cash Equivalents	2	51,232
247,426	Current Assets		268,097
(37,237)	Short Term Borrowing		(36,582)
(70,511)	Short Term Creditors		(72,212)
(16,085)	Short Term Provisions		(4,504)
0	Grant Receipts in Advance - Revenue		(7,562)
(2,041)	Grant Receipts in Advance - Capital		(7,759)
(125,874)	Current Liabilities		(128,619)
(341,298)	Long Term Borrowing	6	(386,885)
(596,286)	Defined Benefit Pension Scheme Liability		(575,436)
(78,165)	Other Long Term Liabilities		(72,796)
(6,699)	Long Term Provisions		(7,576)
(1,022,448)	Long Term Liabilities		(1,042,693)
202,399	Net Assets		243,308
154,022	Usable Reserves relating to Sunderland City Council		168,685
766	Investments in Joint Ventures		109
(17,113)	Sunderland Care and Support Ltd		(22,442)
(27,980)	Together for Children Sunderland Ltd		(37,098)
5,087	Siglion LLP / Siglion Holdings Ltd		3,440
(10)	Sunderland Homes Ltd		(22)
(39,250)	Profit and Loss relating to subsidiaries and Joint Ventures		(56,013)
45,286	Unusable Reserves relating to Sunderland City Council	3	85,784
42,341	Revaluation Reserve relating to Sunderland Lifestyle Partnership Ltd		40,580
0	Revaluation Reserve relating to Siglion LLP / Siglion Holdings Ltd		4,272
87,627	Unusable Reserves		130,636
202,399	Total Reserves		243,308

Group Financial Statements - Cash Flow Statement

The Cash Flow Statement shows the changes in cash and cash equivalents of the group during the reporting period. The statement shows how the group generates and uses cash and cash equivalents by classifying cash flows as operating, investing and financing activities. The amount of net cash flows arising from operating activities is a key indicator of the extent to which the operations of the group are funded by way of taxation and grant income or from the recipients of services provided by the group. Investing activities represent the extent to which cash outflows have been made for resources which are intended to contribute towards the group's future service delivery. Cash flows arising from financing activities are useful in predicting claims on future cash flows by providers of capital (i.e. borrowing) to the group.

2018/2019 £'000		Notes	2019/2020 £'000
76,843	Net (surplus) or deficit on the provision of services		19,139
(129,377)	Adjust net (surplus) or deficit on the provision of services for non cash movement		(99,603)
25,213	Adjust for items included in the net (surplus) or deficit on the provision of services that are investing and financing activities		71,856
(27,321)	Net cash flows from operating activities		(8,608)
74,063	Investing activities		95,444
(54,658)	Financing activities		(40,284)
(7,916)	Net (increase) or decrease in cash and cash equivalents		46,552
89,868	Cash and cash equivalents at the beginning of the reporting period		97,784
97,784	Cash and cash equivalents at the end of the reporting period	2	51,232

Notes to the Group Financial Statements

Note 1 – Accounting Policies

The group accounting policies are largely the same as those specified within the Council only statement, however there are some slight divergences from these policies within the group. These are detailed below:

- **Group Transactions**
The Council both commissions services from and provides support services to the subsidiary companies.
- **Consolidation of Subsidiaries**
Subsidiaries have been consolidated using the acquisition accounting basis. This is a full, line by line consolidation of the financial transactions and balances of the Council and its subsidiaries. To avoid overstating the figures within the group financial statements, all transactions and balances between members of the group (the Council and its subsidiaries) have been eliminated.
- **Consolidation of Subsidiaries with different financial year end**
Siglion's year end is 31 December. The information presented in the Group accounts has therefore had to be restated to 31 March and includes three months of management accounts (January 2020 to March 2020).
- **Consolidation of Joint Ventures**
Joint Ventures have been consolidated using the equity method. An investment is brought into the group balance sheet and adjusted by the Council's share in the joint venture's net asset movement. The Council's share of the joint venture's operating results for the year is included within the group income and expenditure account.
- **Capital Expenditure**
The de-minimus level for capital expenditure for the subsidiary companies is £5,000 which is lower than that of the Council.
- **Accounting Standards**
The accounts for the subsidiary companies have been prepared in accordance with applicable law and United Kingdom Accounting Standards (United Kingdom Generally Accepted Accounting Practice), including Financial Reporting Standard 102 'The Financial Reporting Standard applicable in the UK and Republic of Ireland'. Other than where specifically addressed in the accounts, differences between these standards and the Code would have no material effect on the Group Statements.
- **Deferred Tax**
Deferred tax is recognised in respect of an obligation to pay more tax in the future or a right to pay less tax in the future as at the Balance Sheet date. This represents differences between the company's taxable profits and its results as stated in the financial statement.

Deferred tax is measured at the average tax rates that are expected to apply in the periods in which timing differences are expected to be resolved, based on tax rates and laws that have been enacted or substantially enacted by the Balance Sheet date. Deferred tax is measured on a non-discounted basis.

Note 2 – Group Cash and Cash Equivalents

The balance of cash and cash equivalents is made up of the following elements:

Notes to the Group Financial Statements

2018/2019 £'000		2019/2020 £'000
4,790	Cash held by the Group	(11,106)
72,973	Bank current accounts and Money Market Funds	62,338
20,021	Short-term deposits with banks and building societies	0
97,784	Total Cash and Cash Equivalents	51,232

Note 3 – Group Property, Plant and Equipment

Sunderland Lifestyle Partnership Ltd

On 1 June 2015 the Council transferred several leisure assets to its leisure joint venture partnership, Sunderland Lifestyle Partnership, with Sports and Leisure Management Ltd.

As these assets were transferred under a long-term lease, the Council has written these assets out of its accounts, reducing assets by £52.289m in 2015/2016. Under the accounting requirements applicable to Sunderland Lifestyle Partnership, the Joint Venture has accounted for these assets at the present value of the minimum lease payments.

In order to comply with the Council's accounting requirements, within the Council's Group Statements, the Council's share of these assets (50%) has been re-instated onto the Group Balance Sheet at £40.580m at 31 March 2020 (£42.341m at 31 March 2019). The reduction of £1.761m during 2019/2020 related to depreciation charges and is reflected on the Movement in Reserves Statement as an adjustment between the group accounts and the Council's single entity accounts.

Siglion LLP

The following property, plant and equipment owned by Siglion LLP is included within the Group Balance Sheet:

31 March 2019 £'000		31 March 2020 £'000
26,227	Property, Plant and Equipment	26,209
6,117	Assets under Construction	10,350
32,344	Total	36,559

Revaluation of Group assets is reflected in the Unusable Reserves - Revaluation Reserve lines on the Group Balance Sheet.

Capital Commitments

At 31 March 2020, in addition to the Council's capital commitments, other members of the Group had entered into two significant capital contracts budgeted to cost £38.843m (£3.308m at 31 March 2019). These commitments relate to:

- City Hall - £38.068m;
- IAMP site infrastructure works - £0.775m.

Note 4 – Group Reserves

Pensions Reserve

The accounts have been prepared incorporating the requirements of IAS19, Retirement Benefits, for the treatment of pension costs. IAS19 requires that pension costs are recorded in the year in which the benefit entitlements are earned by the employees rather than the year in which the pensions and the employer's contributions are actually paid. The Pension Reserve represents the net liability for future pension costs.

Notes to the Group Financial Statements

It should be noted that the Financial Statements for the Council's subsidiary companies should be prepared in accordance with Financial Reporting Standard 102 'The Financial Reporting Standard applicable in the UK and Republic of Ireland', however, the financial position under FRS102 is not significantly different under IAS19.

The Pensions Reserves within the subsidiary companies are subsets of the Profit and Loss Reserves for those companies and are therefore shown on the Balance Sheet within Usable Reserves. The Pension Reserve held by the Council is shown on the Balance Sheet under Unusable Reserves. The table below presents the Pension Reserve activity for each member of the group.

2018/2019					2019/2020			
Council	SCAS	Together for Children	Total Group		Council	SCAS	Together for Children	Total Group
£'000	£'000	£'000	£'000		£'000	£'000	£'000	£'000
(533,720)	(18,320)	(27,230)	(579,270)	Balance at 1 April	(543,960)	(20,180)	(32,146)	(596,286)
28,300	2,620	1,631	32,551	Remeasurement of the net defined benefit liability/(asset)	48,970	(4,350)	(6,381)	38,239
(66,670)	(7,180)	(10,098)	(83,948)	Items relating to retirement benefits debited or credited to the Surplus or Deficit on the Provision of Services in the Comprehensive Income and Expenditure Statement	(39,440)	(3,980)	(8,011)	(51,431)
28,130	2,700	3,551	34,381	Employer's pensions contributions and direct payments to pensioners payable in the year	28,150	1,930	3,962	34,042
(543,960)	(20,180)	(32,146)	(596,286)	Balance at 31 March	(506,280)	(26,580)	(42,576)	(575,436)

Share Capital Reserve

Three ordinary shares of £1 have been allotted and fully paid for in Sunderland Care and Support (Holding Company) Ltd, Siglion Holdings Ltd as well as Sunderland Homes Ltd. All subsidiaries in the group are ultimately owned 100% by the Council.

Note 5 – Group Nature and Extent of Risks Arising from Financial Instruments

The risks arising from financial instruments across the group are not materially different from those within the Council only statements.

Note 6 – Group Defined Benefit Pension Schemes

Participation in Pension Schemes

As part of the terms and conditions of employment of its officers, the Council makes contributions towards the cost of post-employment benefits. Although these benefits will not actually be payable until employees retire, the Council has a commitment to make the payments (for those benefits) and to disclose them at the time that employees earn their future entitlement.

The Council participates in two post-employment schemes:

Notes to the Group Financial Statements

- the Local Government Pension Scheme, administered locally by South Tyneside Council – this is a funded defined benefit final salary scheme, meaning that the Council and employees pay contributions into a fund, calculated at a level intended to balance the pensions liabilities with investment assets; and
- arrangements for the award of discretionary post-retirement benefits upon early retirement – this is an unfunded defined benefit arrangement, under which liabilities are recognised when awards are made. However, there are no investment assets built up to meet these pensions liabilities, and cash must be generated to meet actual pension payments as they eventually fall due.

A proportion of employees of Sunderland Care and Support Ltd and Together for Children Sunderland Ltd are members of the Local Government Pension Scheme.

The Tyne and Wear pension scheme is operated under the regulatory framework for the Local Government Pension Scheme and the governance of the scheme is the responsibility of the pensions committee of South Tyneside Council. Policy is determined in accordance with the Pension Fund Regulations.

The principal risks to the Council of the scheme are the longevity assumptions, statutory changes to the scheme, structural changes to the scheme (i.e. large-scale withdrawals from the scheme), changes to inflation, bond yields and the performance of the equity investments held by the scheme. These are mitigated to a certain extent by the statutory requirements to charge to the General Fund the amounts required by statute as described in the accounting policies note.

Discretionary Post-Retirement Benefits

Discretionary post-retirement benefits on early retirement are an unfunded defined benefit arrangement, under which liabilities are recognised when awards are made. There are no plan assets built up to meet these pension liabilities.

Transactions Relating to Post-employment Benefits

The Council recognises the cost of retirement benefits in the reported cost of services when they are earned by employees, rather than when the benefits are eventually paid as pensions. However, the charge the Council is required to make against council tax is based on the cash payable in the year, so the real cost of post-employment / retirement benefits is reversed out of the General Fund via the Movement in Reserves Statement and is presented within the Council's unusable reserves.

The subsidiary companies within the group do not raise council tax receipts and therefore the costs of post-employment / retirement benefits are not transferred to unusable reserves. These future liabilities are reflected within each company's Profit or Loss position on the Balance Sheet.

Notes to the Group Financial Statements

Note 7 – Group Termination Benefits

Over recent years the Group has implemented a range of workforce planning measures in order to address financial pressures. All related costs are reflected within the Cost of Service on the Group Comprehensive Income and Expenditure Statement; however, it should be noted that this also includes technical accounting adjustments required by Accounting Standards with regard to past service pension costs.

The Group terminated the contracts of a number of employees in 2019/2020, incurring liabilities of £1.676m (£3.614m in 2018/2019). The number of all exit packages with total cost per band and total cost of these packages are set out in the tables below:

2019/2020 Exit Packages:

Exit package cost band £'000	Number of agreed departures (Non-Schools)	Cost of Exit Packages in each band (Non-Schools)			Number of agreed departures (Schools)	Cost of Exit Packages in each band (Schools)			Total Cost of Exit Packages in each band		
		Employee Costs £'000	Pension Costs £'000	Total Cost £'000		Employee Costs £'000	Pension Costs £'000	Total Cost £'000	Employee Costs £'000	Pension Costs £'000	Total Cost £'000
<u>Compulsory</u>											
£0 - £20	15	75	23	98	19	83	9	92	158	32	190
£20 - £40	2	32	14	46	1	22	0	22	54	14	68
£40 - £60	5	84	154	238	0	0	0	0	84	154	238
£60 - £80	0	0	0	0	0	0	0	0	0	0	0
£80 - £100	1	28	53	81	0	0	0	0	28	53	81
	23	219	244	463	20	105	9	114	324	253	577
<u>Voluntary</u>											
£0 - £20	14	106	7	113	12	59	0	59	165	7	172
£20 - £40	3	71	0	71	3	66	25	91	137	25	162
£40 - £60	2	28	78	106	0	0	0	0	28	78	106
£60 - £80	1	0	79	79	0	0	0	0	0	79	79
£80 - £100	2	32	144	176	0	0	0	0	32	144	176
£100 - £150	3	75	301	376	0	0	0	0	75	301	376
	25	312	609	921	15	125	25	150	437	634	1,071
Total	48	531	853	1,384	35	230	34	264	761	887	1,648

In addition to the costs analysed above, the Group has incurred a further £0.028m in 2019/2020 relating to pension costs for employees whose contracts were terminated in 2018/2019 and who were disclosed in the 2018/2019 Statement of Accounts.

Notes to the Group Financial Statements

Note 7 – Group Termination Benefits

2018/2019 Exit Packages:

Exit package cost band £'000	Number of agreed departures (Non-Schools)	Cost of Exit Packages in each band (Non-Schools)			Number of agreed departures (Schools)	Cost of Exit Packages in each band (Schools)			Total Cost of Exit Packages in each band		
		Employee Costs £'000	Pension Costs £'000	Total Cost £'000		Employee Costs £'000	Pension Costs £'000	Total Cost £'000	Employee Costs £'000	Pension Costs £'000	Total Cost £'000
<u>Compulsory</u>											
£0 - £20	8	93	0	93	7	28	0	28	121	0	121
£20 - £40	0	0	0	0	0	0	0	0	0	0	0
£40 - £60	1	11	33	44	0	0	0	0	11	33	44
£60 - £80	1	16	62	78	0	0	0	0	16	62	78
£80 - £100	0	0	0	0	0	0	0	0	0	0	0
	10	120	95	215	7	28	0	28	148	95	243
<u>Voluntary</u>											
£0 - £20	50	309	30	339	12	79	28	107	388	58	446
£20 - £40	10	144	143	287	5	79	65	144	223	208	431
£40 - £60	9	234	217	451	0	0	0	0	234	217	451
£60 - £80	6	100	324	424	0	0	0	0	100	324	424
£80 - £100	6	247	289	536	0	0	0	0	247	289	536
£100 - £150	1	23	83	106	0	0	0	0	23	83	106
£150 - £200	2	42	333	375	0	0	0	0	42	333	375
£200 - £250	1	41	182	223	0	0	0	0	41	182	223
£250 - £300	1	49	210	259	0	0	0	0	49	210	259
	86	1,189	1,811	3,000	17	158	93	251	1,347	1,904	3,251
Total	96	1,309	1,906	3,215	24	186	93	279	1,495	1,999	3,494

In addition to the costs analysed above, the Group has incurred a further £0.120m in 2018/2019 relating to pension costs for employees whose contracts were terminated in 2017/2018 and who were disclosed in the 2017/2018 Statement of Accounts.

Notes to the Group Financial Statements

Note 8 – Group Officers’ Remuneration

Employees of the group receiving more than £50,000 remuneration for the year (excluding employer’s pension contributions) are shown below:

2018/2019		2019/2020
Non-Teaching Staff	Remuneration	Non-Teaching Staff
51	£50,000 - £54,999	53
20	£55,000 - £59,999	23
7	£60,000 - £64,999	11
6	£65,000 - £69,999	8
4	£70,000 - £74,999	8
3	£75,000 - £79,999	1
4	£80,000 - £84,999	7
1	£85,000 - £89,999	3
8	£90,000 - £94,999	7
2	£95,000 - £99,999	* 3
0	£100,000 - £104,999	2
0	£105,000 - £109,999	2
2	£110,000 - £114,999	0
0	£115,000 - £119,999	0
3	£120,000 - £124,999	0
1	£125,000 - £129,999	* 1
1	£130,000 - £134,999	1
1	£135,000 - £139,999	0
1	£140,000 - £144,999	0
1	£180,000 - £184,999	0
1	£185,000 - £189,999	0

*One officer from each of these bands has been seconded to an external organisation and their cost has been fully recovered

Only the position relating to non-teaching staff is affected by remuneration within subsidiaries. Therefore, the table above does not include Teaching staff or Senior Officers of the Council whose remuneration costs are disclosed in Note 29 of the Council’s single entity accounts.

Note 9 – Audit Exemptions for Subsidiaries

Sunderland Homes Ltd (company registration number 10635229) is exempt from the audit requirements of the Companies Act 2006 by virtue of Section 479A. The Council has opted, under section 479C of the Companies Act, to provide a statutory guarantee over the liabilities of Sunderland Homes Ltd as at 31 March 2020.

Liabilities due to organisations outside of the Group total £0.001m (£0.001m in 2018/2019).

Notes to the Group Financial Statements

Note 10 – Reconciliation of the Single Entity Comprehensive Income and Expenditure Statement to the Group Comprehensive Income and Expenditure Statement

This table shows how the group entities have contributed to the overall Comprehensive Income and Expenditure position:

2018/2019 £'000		2019/2020 £'000
16,167	Total comprehensive income on the Council's Comprehensive Income and Expenditure Statement	(55,161)
	Add operational (profit) / loss attributable to subsidiaries:	
2,033	Sunderland Care and Support Ltd (reflected on the Health and Social Care Portfolio)	5,329
5,326	Together for Children Ltd (reflected on the Children, Learning and Skills Portfolio)	9,118
(120)	Sunderland Homes Ltd (reflected on the Housing and Regeneration Portfolio)	12
(2,329)	Siglion LLP / Siglion Holding Ltd (reflected on the Housing and Regeneration Portfolio)	(2,625)
	Add operational (profit) / loss attributable to joint ventures:	
(3)	Sunderland Lifestyle Partnership Ltd	368
(778)	IAMP LLP	289
	Add revaluation gain attributable to joint venture:	
(19,751)	Sunderland Lifestyle Partnership Ltd *	0
545	Total	(42,670)

* Revaluation gain relating to leisure assets held by Sunderland Lifestyle Partnership Ltd. Further details can be found in Note 3.

Note 11 - Assumptions made about the future and other major sources of estimation uncertainty

The Group Statement of Accounts contains estimated figures that are based on assumptions about the future or that are otherwise uncertain. Estimates are made considering historical experience, current trends and other relevant factors. However, because balances cannot be determined with certainty, actual results could be materially different from the assumptions and estimates.

As with the Council's single entity accounts, a consequence of the Covid-19 epidemic is that there is an enhanced level of uncertainty around subsidiary and joint venture valuations at 31 March 2020 (please see Note 4 of single entity accounts for the Council's position). There is therefore the potential for adjustment in the forthcoming financial year in the following areas:

Item	Uncertainties	Effect if Actual Results Differ from Assumptions
Property, Plant and Equipment – valuations	Due to the economic effects of the Covid-19 pandemic, valuers have been faced with an unprecedented set of circumstances and consider that less weight can be attached to market evidence which would usually be relied upon to inform opinions of value at 31 March 2020.	The gross book value (GBV) of the subsidiaries and joint ventures' land and buildings portfolio is £66.789m at 31 March 2020. A 1% change in asset valuations would equate to a £0.668m change in the GBV.

Notes to the Group Financial Statements

Item	Uncertainties	Effect if Actual Results Differ from Assumptions
	<p>The asset valuations at 31 March 2020 have therefore been provided on the basis of 'material valuation uncertainty' and valuers have stated that valuations should be considered with less certainty and a higher degree of caution than usual.</p> <p>This does not mean that these valuations cannot be relied on, just that they have been provided in exceptional circumstances which could result in future fluctuations occurring more rapidly than would usually be the case.</p>	

Note 12 – Events after the Balance Sheet date

Adjusting Events after the Balance Sheet date

Where events take place after 31 March which provide information about conditions existing at 31 March, the financial statements and notes are adjusted to reflect the impact of this information. No such events have taken place.

Non-adjusting Events after the Balance Sheet date

Where events take place after 31 March which do not relate to conditions at 31 March, but which provide information that is relevant to an understanding of the Council's financial position, the financial statements and notes are not adjusted but the relevant information is disclosed. No such events have taken place.

Glossary of Terms

Accrual

A sum included in the accounts to cover income or expenditure attributable to an accounting period for goods received or work done, but for which receipt/payment has not been received/made by the year end.

Accounting Policies

Those principles, bases, conventions, rules and practice applied by the Council which specify how the effects of transactions and other events are to be reflected in its financial statements through:

- recognising;
- selecting measurement bases for; and
- presenting assets, liabilities, gains, losses and changes to reserves.

Accounting policies define the process whereby transactions and other events are reflected in financial statements. For example, an accounting policy for a particular type of expenditure may specify whether an asset or a loss is to be recognised; the basis on which it is to be measured; and where in the revenue account or balance sheet it is to be presented.

Actuarial Gains and Losses

Changes in the net pensions liability that arise because events have not coincided with assumptions made at the last actuarial valuation or because the actuaries have updated their assumptions - charged to the Pensions Reserve as Other Comprehensive Income and Expenditure

Agency Services

Services which are performed by or for other councils or bodies, where the council/body responsible for the service reimburses the council carrying out the work for the cost of the work carried out.

Amortisation

Is the process of writing-off an intangible asset over its projected life. It is equivalent to depreciation of tangible non-current assets.

Appropriations

Are transfers to/from the Council's reserves from the Comprehensive Income and Expenditure Statement. In addition, appropriations include the reconciling transactions needed to convert expenditure to amounts required from council tax.

Assets

An asset is "a resource controlled by the Council as a result of past events and from which future economic benefits are expected to flow to the entity" (International Accounting Standards Board (IASB) definition). Current assets are ones that may change in value on a day-to-day basis (e.g. Inventories). Non-current assets are tangible assets that yield benefit to the Council and the services it provides for a period of more than one year (e.g. Land and Buildings).

Available for Sale Assets

Are non-operational assets that meet the following criteria:

- they are available for immediate sale in their present condition subject to terms that are usual and customary for sales of such assets (or disposal groups);
- the sale is highly probable, with the Council committed to a plan to sell the asset;
- an active programme to locate a buyer and complete the plan has been initiated; and
- the asset (or disposal group) must be actively marketed for a sale at a price that is reasonable in relation to its current fair value. The sale should be expected to qualify for recognition as a completed sale within one year of the date of classification and action required to complete the plan should indicate that it is unlikely that significant changes to the plan will be made or that the plan will be withdrawn.

Balance Sheet

A statement of the recorded assets, liabilities and other balances at the year end.

Glossary of Terms

Balances

The capital or revenue reserves of the Council made up of the accumulated surplus of income over expenditure on the General Fund or any other fund.

Business Rates (also known as Non-Domestic Rates)

All non-domestic properties are valued by the Valuation Office Agency and the Government determines a national rate poundage every year which is applicable to all local authorities. Local authorities continue to collect the non-domestic rate with the proceeds shared between Central Government, the Council and Tyne and Wear Fire Authority on a defined basis.

Capital Expenditure

Is expenditure on the acquisition of a non-current asset or expenditure which adds to and not merely maintains the value of an existing non-current asset.

Capital Financing

The annual charge to the Revenue Account in respect of the minimum revenue provision and interest on money borrowed together with leasing rentals.

Capital Financing Requirement (CFR)

The capital financing requirement is one of the indicators that must be produced as part of the CIPFA prudential code. This measures the Council's underlying need to borrow for a capital purpose. In order to ensure that over the medium term net borrowing will only be for a capital purpose, the local authority should ensure that net external borrowing does not, except in the short term, exceed the total of capital financing requirement in the preceding year plus the estimates of any additional capital financing requirement for the current and the next two financial years.

Capital Grants

Are funds provided by the government or other bodies to undertake work of a capital nature (i.e. to create a non-current asset).

Capital Receipts

Money received from the sale of land or other capital assets. Capital receipts are held by the Council and can be used to pay for capital expenditure, to repay debt, to meet premiums on early debt repayments and to meet liabilities under credit arrangements. Additional flexibility allows capital receipts generated through to 2021/2022 to be used to fund transformational costs incurred in those years.

Cash

Comprises cash in hand and on demand deposits, including uncleared BACS payments and unrepresented cheques.

Cash Equivalents

Are short-term, highly liquid investments that are readily convertible to known amounts of cash and which are subject to an insignificant risk of changes in value.

CIPFA (the Chartered Institute of Public Finance and Accountancy)

Provides guidance in the interest of public services. It is the professional body for accountants working in the UK public sector (and local government in particular). It provides financial and statistical information for local authority and other public sector bodies and advises central government and other bodies on public finance.

Code of Practice on Local Authority Accounting in the UK

'The Code' specifies the principles and practices of accounting to give a 'true and fair' view of the financial position and transactions of the Council.

Collection Fund

The fund maintained by the Council into which are paid the amounts of council tax and business rates which it collects and out of which are to be paid precepts issued by major precepting authorities, central government and its own demands.

Glossary of Terms

Community Assets

These are assets that the Council intends to hold in perpetuity, which have no determinable finite useful life and in addition may have restrictions on their disposal. An example would be parks.

Componentisation

Is the allocation of the overall value of a significant non-current asset into separate components with materially different useful lives. This ensures that the depreciation charged more accurately reflects the consumption of economic benefits, recognising that some components will wear out more quickly than others. There is no minimum requirement for the number of components for a non-current asset, and the number will vary depending on the nature and complexity of the asset.

Constructive Obligation

An obligation that derives from the Council's action where by an established pattern of past practice, published policies or a sufficiently specific current statement, the Council has indicated to other parties that it will accept certain responsibilities and as a result, the Council has created a valid expectation on the part of those other parties that it will discharge those responsibilities.

Contingencies

Are funds set aside as a reserve to meet the cost of unforeseen items of expenditure, shortfalls in income and to provide for inflation. This is not included in individual budgets because the precise value cannot be determined in advance.

Contingent Asset

A contingent asset is a probable asset arising from past events whose existence will be confirmed only by the occurrence of one or more uncertain future events not wholly within the Council's control.

Contingent Liability

Are either:

Possible obligations arising from past events whose existence will be confirmed only by the occurrence of one or more uncertain future events not wholly within the Council's control; or
Present obligations arising from past events where it is not probable that a transfer of economic benefits will be required, or the amount of the obligation cannot be measured with enough reliability.

Contingent Rents

Are lease payments that change as a result of changes occurring subsequent to the inception of the lease, other than the passage of time (such as indexation of a long-term contract).

Contributions paid to the Pension Fund

Cash paid as employer's contributions to the Pension Fund in settlement of liabilities; not accounted for as an expense.

Council Tax

The form of local taxation operated from April 1993, based on domestic properties.

Creditors

Are amounts owed by the Council for goods and services received but where payment has not been made at the end of the financial year (i.e. 31 March). Creditors also include receipts in advance, where the Council receives income from external bodies or individuals in advance of service provision.

Current Assets

Are items that can readily be converted into cash. These include items such as cash, debtors (net of bad debt provisions), investments, stock and work in progress.

Current Liabilities

Are amounts owed to individuals or organisations that will be paid within twelve months of the Balance Sheet date.

Glossary of Terms

Current Service Cost (Pensions)

Is the increase in liabilities as a result of years of service earned this year – allocated in the Comprehensive Income and Expenditure Statement to the Services for which the employees worked.

Debtors

Are amounts owed to the Council for goods and services supplied but where payment has not been received at the end of the financial year. The technical definition is: financial assets not traded in an active market with fixed or determinable payments that are contractual rights to receive cash or cash equivalents.

Defined Benefit Scheme (Pensions)

A pension or other retirement benefit scheme other than a defined contribution scheme. Usually, the scheme rules define the benefits independently of the contributions payable, and the benefits are not directly related to the investments of the scheme. The scheme may be funded or unfunded (including notionally funded).

Defined Contribution Scheme (Pensions)

A pension or other retirement benefit scheme into which an employer pays regular contributions fixed as an amount or as a percentage of pay and will have no legal or constructive obligation to pay further contributions if the scheme does not have enough assets to pay all employee benefits relating to employee service in the current and prior periods.

Depreciation

Is the systematic allocation of the depreciable amount of a non-current asset over its useful life, and reflects the economic benefits consumed by the asset during the financial year.

Discretionary Benefits

Retirement benefits which the employer has no legal, contractual or constructive obligation to award and which are awarded under the Council's discretionary powers, such as The Local Government (Discretionary Payments) Regulations 1996.

Estimation Techniques

The methods adopted by an entity to arrive at estimated monetary amounts, corresponding to the measurement bases selected, for assets, liabilities, gain losses and changes to reserves.

Estimation techniques implement the measurement aspects of accounting policies. An accounting policy will specify the basis on which an item is to be measured. Where there is uncertainty over the monetary amount corresponding to that basis, the amount will be arrived at by using an estimation technique. Estimation techniques include, for example:

- methods of depreciation, such as straight line and reducing balance, applied in the context of a particular measurement basis, used to estimate the proportion of the economic benefits of a tangible non-current asset consumed in a period; and
- different methods used to estimate the proportion of debts that will not be recovered, particularly where such methods consider a population as a whole rather than individual balances.

Events after the Balance Sheet Date

Are those events, favourable and unfavourable, that occur between the Balance Sheet date and the date when the Statement of Accounts are authorised for issue.

Exceptional Items

Material items that derive from events or transactions that fall within the ordinary activities of the authority and which need to be disclosed separately by virtue of their size or incidence to give fair presentation of the accounts.

Expected Rate of Return on Pension Assets (For a funded defined benefit scheme)

The average rate of return, including both income and changes in fair value but net of scheme expenses, expected over the remaining life of the related obligation on the actual assets held by the scheme.

Glossary of Terms

Expenditure

Amounts paid by the Council for goods received or services rendered of either a capital or revenue nature. This does not necessarily involve a cash payment - expenditure is deemed to have been incurred once the goods or services have been received, even if they have not yet been paid for (in which case the supplier is a creditor of the Council).

Fair Value

The fair value of an asset is the price at which it could be exchanged in an arm's length transaction less, where applicable, any grants receivable towards the purchase or use of the asset.

Financial Instruments

Are contracts that give rise to a financial asset of one entity and a financial liability or equity instrument of another entity.

General Fund

This accounts for the services of the Council except for the Collection Fund. The net cost is met by Council tax, Government Grants and business rates.

Government Grants

Assistance by government and inter-government agencies and similar bodies, whether local, national or international, in the form of cash transfers of assets to the Council in return for past or future compliance with certain conditions relating to the activities of the Council.

Grants

Are assistance by other bodies in the form of cash or transfers of assets to the Council in return for past or future compliance with certain conditions relating to the activities of the Council.

Gross Expenditure

Is the total cost of providing the Council's services before taking into account income.

Historical Cost

Refers to the original monetary value of an asset.

International Accounting Standards (IAS)

Are accounting pronouncements issued by the International Accounting Standards Board (IASB). They have been adopted by the UK public sector in a move to make it more comparable with both the private sector and the international community.

Impairment

Is the amount by which the carrying value of an asset (i.e. its current value in the accounts) exceeds its recoverable amount, caused either by a consumption of economic benefits (e.g. obsolescence, damage or adverse change in statutory environment), or a general fall in prices or collectability.

Impairment Allowance for Doubtful Debts

Doubtful debts are those debts which are uncollectable, due to debtors going bankrupt or absconding; impairment allowances are funds set aside to provide for debtors failing to pay.

Income

Amounts due to the Council for goods supplied or services rendered of either a capital or a revenue nature. This does not necessarily involve a cash payment - income is deemed to have been earned once the goods or services have been supplied even if the payment has not been received (in which case the recipient is a debtor to the Council).

Infrastructure Assets

These are non-current assets which cannot be sold or given away; expenditure on which is recoverable only by continued use of the asset created. Examples of such assets are highways, footpaths and bridges.

Glossary of Terms

Intangible Assets

Are identifiable, non-monetary, non-current assets without physical substance. Examples include software licences, patents and copyrights.

Interest Cost (Pension)

For a defined benefit scheme, the expected increase during the period is the present value of the scheme liabilities because the benefits are one period closer to settlement.

International Financial Reporting Standards (IFRS)

Standards issued by the IASB which present the Council's accounts in a consistent and comparable format with other organisations internationally.

Investments (Pension Fund)

The investments of the pension fund will be accounted for in the statements of that fund. However, the Council is required to disclose, as part of the disclosures relating to retirement benefits, the attributable share of pension scheme assets associated with their underlying obligations.

Investment Properties

Interest in land and/or buildings in respect of which construction work and development have been completed; and which is held for its investment potential, any rental income being negotiated at arm's length.

Investments (Non-Pensions Fund)

A long-term investment is an investment that is intended to be held for use on a continuing basis in the activities of the authority. Investments should be so classified only where an intention to hold the investment for the long term can clearly be demonstrated or where there are restrictions as to the investor's ability to dispose of the investment.

Investments other than those in relation to the pension fund, that do not meet the above criteria should be classified as current assets.

Joint Ventures

A Joint Venture exists where the Council and another party exercise joint control over an entity with decisions relating to the organisation requiring unanimous consent by the parties sharing control.

Leasing

The method of financing the provision of various capital assets to discharge the Council's functions outside normal borrowing procedures but within criteria laid down in the Local Authorities (Capital Finance) Regulations 1990. There are different types of leases available of which the following are most commonly used:

Finance Leases - are leases that transfer substantially all the risks and rewards of ownership of a non-current asset to the lessee. Such a transfer of risks and rewards may be presumed to occur if, at the inception of the lease, the present value of the minimum lease payments, including any initial payment, amounts to substantially all the fair value of the leased asset.

Operating Leases – are all leases other than a finance lease.

Levies

Like precepts, these sums are paid to other bodies. However, these amounts are not collected through council tax as with precepting bodies; they are items of expenditure on the face of the Comprehensive Income and Expenditure Account.

Liabilities

Amounts due to individuals or organisations which will have to be paid at some time in the future. Current liabilities are usually payable within one year of the balance sheet date.

Loans Outstanding

The total amounts borrowed from external lenders for capital and temporary revenue purposes but not repaid at the balance sheet date.

Glossary of Terms

Local Government Pension Scheme (LGPS)

Is a nationwide public sector pension schemes for employees working in local government. It is administered locally for participating employers through many regional pension funds. The Tyne and Wear Pension Fund manages the Council's pension assets and liabilities.

Long Term Contracts

A contract entered into for the design, manufacture or construction of a single substantial asset or the provision of a service (or a combination of assets or services which together constitute a single project), where the time taken substantially to complete the contract is such that the contract activity falls into different accounting periods. Some contracts with a shorter duration than one year should be accounted for as long-term contracts if they are sufficiently material to the activity of the period.

Minimum Lease Payments

Are payments over the lease term that the lessee is or can be required to make, excluding contingent rent, costs for services and taxes to be paid by and reimbursed to the lessor, together with:

- a) For a lessee, any amounts guaranteed by the lessee or by a party related to the lessee; or
- b) For a lessor, any residual value guaranteed to the lessor by:
 - (i) The lessee;
 - (ii) A party related to the lessee; or
 - (iii) A third party unrelated to the lessor that is financially capable of discharging the obligations under the guarantee.

Minimum Revenue Provision

Is the minimum amount which must be charged to the Council's revenue account each year and set aside as a provision for credit liabilities, as required by the Local Government Act 1989.

Net Book Value

The amount at which non-current assets are included in the balance sheet, that is their historical cost of current value less the cumulative amounts provided for depreciation.

Net Interest on the Net Defined Benefit Liability/Asset, i.e. net interest expense for the authority

Is the change during the period in the net defined benefit liability / asset that arises from the passage of time charged to the Financing and Investment Income and Expenditure line of the Comprehensive Income and Expenditure Statement. This is calculated by applying the discount rate used to measure the defined benefit obligation at the beginning of the period to the net defined benefit liability / asset at the beginning of the period - considering any changes in the net defined benefit liability / asset during the period as a result of contribution and benefit payments.

Net Realisable Value

Is the open market value of an asset in its existing use (or open market value in the case of non-operational assets) less the expenses to be incurred in realising the asset.

Non-current Assets

Are those that yield benefits to the Council and the services it provides for a period of more than one year.

Non-Operational Assets

Non-current assets held by a Council but not directly occupied, used or consumed in the delivery of services. Examples of non-operational assets are investment properties and assets that are surplus to requirements, pending sale or redevelopment.

Operational Assets

Non-current assets held and occupied, used or consumed by the Council in the direct delivery of those services for which it has either a statutory or discretionary responsibility.

Glossary of Terms

Past Service Costs (Pensions)

For a defined benefit pension scheme, the increase in liabilities as a result of a scheme amendment or curtailment whose effect relates to years of service earned in earlier years - debited to the Surplus or Deficit on the Provision of Services in the Comprehensive Income and Expenditure Statement as part of Non-Distributed Costs.

Pension fund

An employees' pension fund is maintained by an authority, or group of authorities, in order to make pension payments on retirement of participants. It is financed from contributions from the employing authority, the employee and investment income.

Post Balance Sheet Events

Those events, both favourable and unfavourable, which occur between the balance sheet date and the date on which the Statement of Accounts is signed by the responsible financial officer.

Precept

The amount levied by various authorities (i.e. the Tyne and Wear Fire and Rescue Authority and the Police and Crime Commissioner for Northumbria) which is collected by the Council on their behalf.

Prior Period Adjustments

Those material adjustments applicable to prior periods arising from changes in accounting policies or from the correction of material errors. A material error is one that is of such significance as to destroy the validity of the financial statements. They do not include normal recurring corrections or adjustments of accounting estimates made in prior years.

Projected Unit Method

An accrued benefits valuation method in which the scheme liabilities make allowance for projected earnings. An accrued benefits valuation method is a valuation method in which the scheme liabilities at the valuation date relate to:

- the benefits for pensioners and deferred pensioners (i.e. individuals who have ceased to be active members but are entitled to benefits payable at a later date) and their dependants, allowing where appropriate for future increases; and
- the accrued benefits for members in service on the valuation date.

The accrued benefits are the benefits for service up to a given point in time.

Provisions

These are sums set aside to meet liabilities or losses which it is anticipated will be incurred but where the amount and / or the timing of such costs is uncertain.

Private Finance Initiative (PFI)

PFI's are methods of funding / acquiring assets such as schools, but the supplier of the asset is usually an appointed contractor, usually over a 25-year term who also provides services to the Council in relation to that asset. The Council pays for the use of the asset by means of a unitary charge and can acquire the asset after this term if included in the terms of the contract. Up until this point the Council does not own the asset and simply pays for its use. Government grant is available to assist authorities who enter into these arrangements.

Glossary of Terms

Prudential Framework

One of the principal features of the Local Government Act 2003 was to provide the primary legislative requirements to introduce a new prudential regime for the control of council capital expenditure. The regime relies upon both secondary legislation in the form of regulations, and a prudential code which has been published by the Chartered Institute of Public Finance and Accountancy (CIPFA).

Under the prudential framework councils are free to borrow without specific government consent if they can afford to service the debt without extra government support. The basic principle is that councils will be free to invest if their capital spending plans are affordable, sustainable and prudent. As a control mechanism to ensure this occurs all councils must follow the prudential code published by CIPFA. This involves setting various prudential limits and indicators that must be approved by the council before the start of the relevant financial year as part of its budget setting process.

Public Sector Audit Appointments Ltd

As independent company incorporated by the Local Government Association. The company is responsible for appointing auditors to Local Government, Police and Fire Authorities. Before April 2015, its responsibilities were discharged by the Audit Commission.

Public Works Loan Board (PWLb)

A Central Government agency, which lends money to councils at lower interest rates than those generally available from the private sector. Councils can borrow a proportion of their requirements to finance capital spending from this source.

Related Parties

Two or more parties are related parties when at any time during the financial period:

- one party has direct or indirect control of the other party; or
- the parties are subject to common control from the same source; or
- one party has influence over the financial and operational policies of the other party to an extent that the other party might always be inhibited from pursuing its own separate interests; or
- the parties, in entering a transaction, are subject to influence from the same source to such an extent that one of the parties to the transaction has subordinated its own separate interests.

Examples of related parties of a council include:

- central government;
- councils and other bodies precepting or levying demands on the council tax;
- its subsidiary and associated companies;
- its joint ventures and joint venture partners;
- its members;
- its chief officers; and
- its pension funds.

Examples of related parties of a pension fund include its:

- administrating authority and its related parties;
- scheduled bodies and their related parties; and
- trustees and advisors.

These lists are not intended to be exhaustive.

For individuals identified as related parties, the following are also presumed to be related parties:

- members of the close family, or the same household; and
- partnerships, companies, trusts or other entities in which the individual, or a member of their close family or the same household, has a controlling interest.

Related Party Transaction

Is a transfer of resources or obligations between a reporting entity and a related party, regardless of whether a price is charged. Related party transactions exclude transactions with any other entity that is a related party solely because of its economic dependence on the authority or the government of which it forms part.

Glossary of Terms

Reserves

These are sums set aside to meet possible future costs where there is no certainty about whether the costs will be incurred.

Residual value

Is the net realisable value of a non-current asset at the end of its useful life. Residual values are based on prices prevailing at the date of the acquisition (or revaluation) of the asset and do not take account of expected future price changes.

Retirement Benefits (Pensions)

All forms of consideration given by an employer in exchange for services rendered by employees that are payable after completion of employment. Retirement benefits do not include termination benefits payable as a result of either:

- an employer's decision to terminate an employee's employment before the normal retirement date; or
- an employee's decision to accept voluntary redundancy in exchange for those benefits, because these are not given in exchange for services rendered by employees.

Return on plan assets

Shows the difference between the actual return and interest income on pension fund assets notionally allocated to the Council (separate to the amount disclosed within Net Interest). It is charged to the Pensions Reserve as Other Comprehensive Income and Expenditure excluding amounts included in net interest on the net defined benefit liability/asset.

Revenue Contributions

The method of financing capital expenditure directly from revenue. The Council may determine that certain capital schemes should be financed in this way or alternatively may include a prescribed sum in the revenue budget for this purpose.

Revenue Expenditure

Expenditure incurred on the day-to-day running of the Council, the costs principally include employee expenses, capital financing charges and general running costs.

Revenue Expenditure Funded by Capital under Statute

This is expenditure that is legally allowed to be classified as capital for funding purposes when it does not result in the expenditure being carried on the Balance Sheet as a non-current asset; for example, improvement grants.

Revenue funding

Is grant funding used to support the revenue expenditure of the Council. It may be 'ringfenced' to specific areas or may be general.

Revenue Support Grant (RSG)

A grant paid by Central Government to Local Authorities to help to finance their expenditure generally and not specific services. The grant helps to bridge the gap between council tax and business rates income and the Council's spend.

Scheme Liabilities (Pensions)

The liabilities of a defined benefit scheme for outgoings due after the valuation date. Scheme liabilities measured using the projected unit method reflects the benefits that the employer is committed to provide for service up to the valuation date.

Glossary of Terms

Settlement (Pensions)

An irrecoverable action that relieves the employer (or the defined benefit scheme) of the primary responsibility for a pension obligation and eliminates significant risks relating to the obligation and the assets used to affect the settlement. Settlements include:

- a lump-sum cash payment to scheme members in exchange for their rights to receive specified pension benefits;
- the purchase of an irrecoverable annuity contract enough to cover vested benefits; and
- the transfer of scheme assets and liabilities relating to a group of employees leaving the scheme.

Specific Grants

Government grants to councils in aid of particular services.

Strain on the fund

When a member of the LGPS is allowed to retire early (e.g. efficiency, redundancy or with the Council's consent), employee and employer pension contributions stop but benefits become payable earlier than assumed and will be paid for a longer period. To meet the additional cost to the fund, the employer must make additional payments called strain costs.

Subsidiaries

A subsidiary exists where the Council exercises control and gains benefits / exposure to risk arising from this control.

Support services or overheads

Are those that support the delivery of front-line services. Support services include finance, administration, ICT, legal and other central services.

Unsupported Borrowing

Under the Prudential Framework, the facility to undertake what is known as 'unsupported borrowing' is available. This is borrowing to fund capital expenditure where no support or provision is made by the government to fund this borrowing. In deciding upon whether to undertake unsupported borrowing regard is required to be had to:

- the prudential indicators which are designed to assess whether capital investment needs are affordable, sustainable and prudent; and
- the effect on the revenue budget of any additional costs incurred.

Unusable reserves

Are those reserves that the Council is not able to use to provide services. This category of reserves includes reserves that hold unrealised gains and losses, where amounts would only become available to provide services if the assets are sold; and reserves that hold timing differences.

Usable reserves

Are those reserves that the Council may use to provide services, subject to the need to maintain a prudent level of reserves and any statutory limitations on their use. They can also be described as 'cash-backed'.

Useful Life

The period over which the Council will derive benefits from the use of a non-current asset.